



2018 GENERAL ELECTION JUDGE TRAINING

PRESENTED BY: THE ILLINOIS STATE BOARD OF ELECTIONS
PRESENTER: ABBY BEATY





- ✓ SIGN IN
- ✓ CELL PHONE
- ✓ QUESTIONS

**TIMEFRAMES
PRIOR TO
ELECTION
DAY**



Voters that Require ID

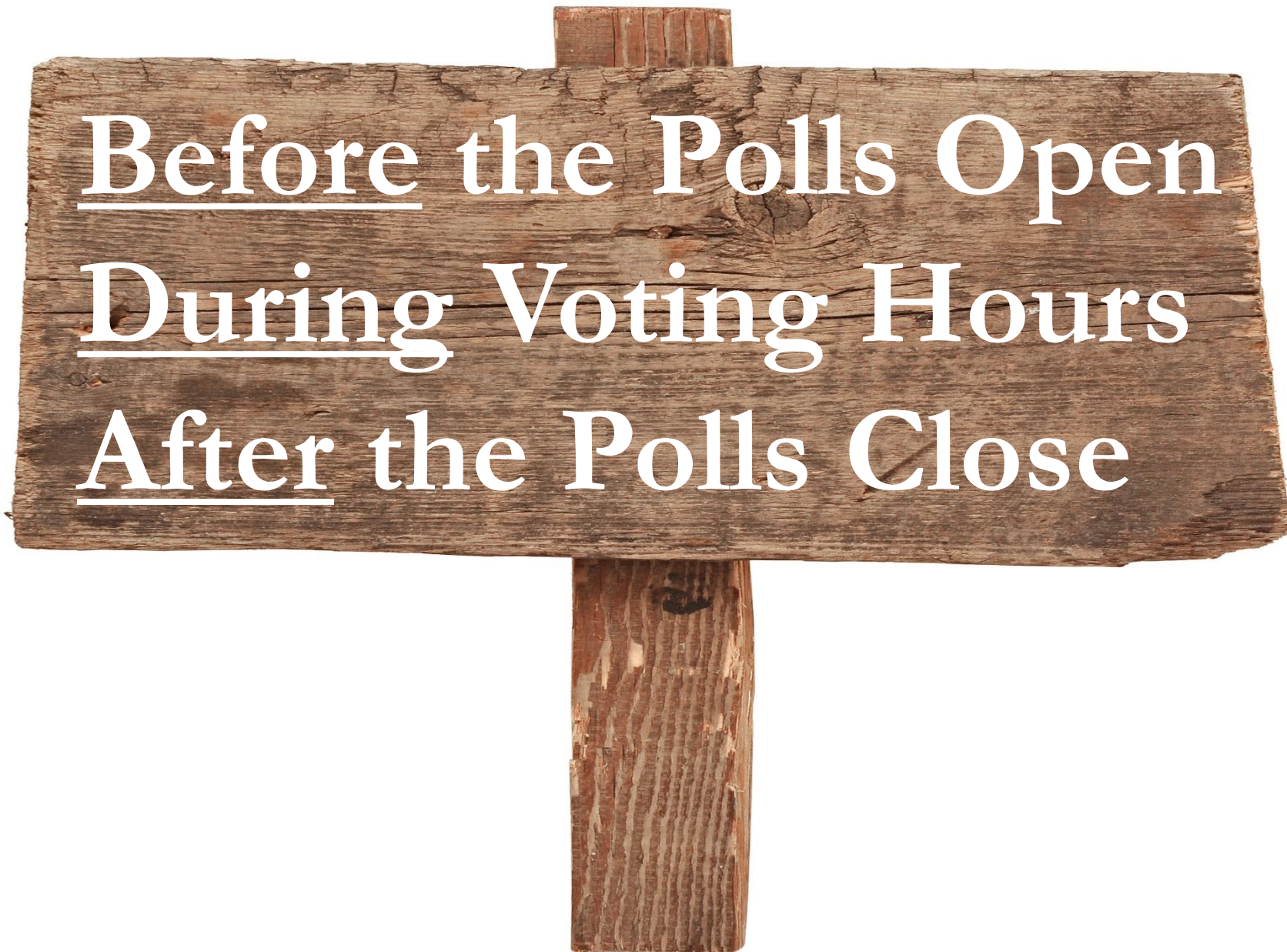
WILL SOMEHOW BE FLAGGED NOTIFYING YOU THEY NEED TO SHOW ID.
ID REQUIRED PRIOR TO VOTING!

- ✓ People who've applied to register to vote by mail, but provided an inadequate proof of identity to the election authority.
 - ✓ A grace period voter.
- ✓ A voter who has been challenged by a pollwatcher, a voter or an election judge.

WHAT QUALIFIES AS PROPER ID?

- ✓ Driver's license or State ID
- ✓ Utility Bill
- ✓ Student ID & mail addressed to address of residence
- ✓ Government Check
- ✓ Paycheck
- ✓ Lease or contract for residence
- ✓ Bank Statement
- ✓ Other government document

They must show name and address documentation that match your records.



Before the Polls Open

During Voting Hours

After the Polls Close

BEFORE THE POLLS OPEN



- Arrive at your designated time.
- If judges do not show up – call!
- Check supplies – is anything missing?
- Make sure entrances and exits are clearly marked.
 - Set up voting area.

CALL YOUR ELECTION AUTHORITY IF YOU DISCOVER ANY PROBLEMS!

SET UP VOTING AREA

- ✓ Arrange voting booths for privacy – give the voter as much privacy as possible.
- ✓ Allow for orderly flow of voter traffic in the polling place.
- ✓ Reminder: Tabulator(s) must be in full view of the election judges!



Safety in the Polling Place

- ✓ Maintain communication
 - ✓ Contacts outside of the polling place
 - ✓ Contacts in the different polling places
- ✓ Be observant
 - ✓ Have a clear outline of where people can and can't be
 - ✓ Watch for bags unattended, someone coming through an incorrect entrance/exit, windows/doors that are usually closed and suspicious vehicles
- ✓ Notice unusual curiosity
 - ✓ Questions asked beyond the normal scope (i.e. layout of the building, judges shift changes)
 - ✓ Someone paying specific attention to the layout of the building, littering without explanation or an electronic device by the tabulator

KNOW YOUR CLERK'S PLAN
OF ACTION THEY HAVE FOR
ANY KIND OF THREATS
THAT MAY HAPPEN IN THE
POLLING PLACE!

Steps for a Secure Polling Place

**WORK WITH YOUR COUNTY CLERK ON FURTHER STEPS TO MAINTAIN
A SECURE POLLING PLACE!**

- ✓ Have law enforcement officials readily available to call if problems arise.
 - ✓ Monitor entrances and exits.
- ✓ Be aware of plans in place in case of an emergency situation.
 - ✓ Monitor parking lots.
- ✓ Stay organized when there are large crowds/long lines.

VALID WRITE IN CANDIDATES

(LIST WILL BE PROVIDED IN YOUR PRECINCT KITS)

✓ Valid write-in candidates only on this list (candidates filling 61 days prior to election day).

✓ This list should NOT be posted anywhere in the polling place.

✓ Write-in list can be shown to the voter if they have requested to see it.

LIST OF PERSONS WHO FILED A DECLARATION

OF

INTENT TO BE A WRITE-IN CANDIDATE

To the Election Judges, Precinct No. _____

From: _____ Date: _____
(Election Authority)

The following is a list of persons who have filed a Statement of Declaration of Intent to be a Write-in

Candidate:

NAME	ADDRESS	OFFICE FOR WHICH THE PERSON SEEKS

OATH OR AFFIRMATION OF JUDGE OF ELECTION

NOTE: Before any vote is taken, each Judge of Election shall subscribe to this oath.

STATE OF ILLINOIS

County of _____

_____ Precinct No. _____
(City, Village, Township, District, Ward, etc.)

I do solemnly swear (or affirm, as the case may be) that I will support the Constitution of the United States and the Constitution of the State of Illinois, that I will faithfully discharge the duties of the office of Judge of Election, according to the best of my ability. I further affirm that I am a registered voter and that I am entitled to vote at this Election (strike this statement if you are a high school senior acting as an election judge under the provisions of Public Act 91-352).

Subscribed and sworn to before me this _____ day of _____, A.D. _____

(Signature of Judge Administering Oath)

TO FILL VACANCY OF JUDGE OF ELECTION

Subscribed and sworn to before me this _____ day of _____, A.D. _____

(Signature of Judge Administering Oath)

(Signature of Judge filling vacancy)

(Signature of Judge filling vacancy)

(Signature of Judge filling vacancy)

JUDGES OF ELECTION TIME SHEET

ADJOURNMENT OR RECESS PROHIBITED

After the opening of the polls, no adjournment shall be had nor shall any recess be taken, until all the votes cast at such election shall have been counted and the result publicly announced, except that when necessary one judge at a time may leave the polling place for a reasonable time during the casting of ballots. When a judge leaves and returns such judge will sign a time sheet indicating the length of the period such judge is absent from his/her duties. When absent the judge shall authorize someone of the same political party as himself/herself to act for him/her until he/she returns.

SIGNATURE OF JUDGE LEAVING	TIME LEAVING	TIME RETURNING	SIGNATURE OF SUBSTITUTE JUDGE

ELECTION JUDGE EXPENSE SHEET ON REVERSE SIDE B-25
LIBERTY SYSTEMS, LLC
WHEATON, IL



YOU ARE OFFICERS OF THE CIRCUIT COURT!

- ✓ Uphold the U.S. and Illinois Constitution
- ✓ Sole authority in the polling place
- ✓ Sole authority in the Campaign Free Zone
- ✓ Sole authority over pollwatchers
- ✓ **Responsible for the proper conduct of the election**

REMEMBER...

Rotate positions – reduces fraud & its law

Act as a board – majority rules

Equal authority – NO head judge

MAKE SURE THE VOTER IS GIVEN THE CORRECT BALLOT SHEET!

Know your different ballot styles!

Designated by:

Code – Color – Number

Set aside federal only ballots.



Compare each ballot style to each specimen ballot to verify:

- ✓ Each office
- ✓ The “vote for” on each office
- ✓ Each candidate

Sign the “Certificate of Inspection”



POLLING PLACE ENTRANCE SIGN & ADA COMPLIANT SIGN



- ✓ Should clearly identify the entrance.
- ✓ ADA sign may not be on the main entrance used by most voters.

PUBLIC ROADWAY POLLING PLACE SIGN



- ✓ Should be placed on the public roadway nearest to the entrance of the polling place.
- ✓ Must clearly identify polling place.

POST INSTRUCTIONS IN VOTING BOOTHS AND AROUND THE POLLING PLACE!

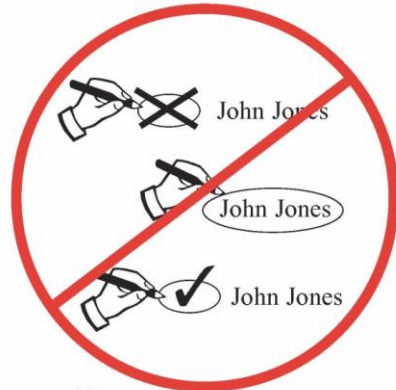
HOW TO VOTE

Fill in the oval next to the candidate's name



DO NOT MARK YOUR BALLOT IN THE FOLLOWING MANNER



NO



A-51
LIBERTY SYSTEMS, LLC WHEATON, IL

How To Cast A Write-In Vote

1. On your ballot, find the office for which the candidate is running



2. Print the candidate's name on the Write-In line for that office



3. Fill in the oval next to the candidate's name



TWO FORMS OF EQUIPMENT

M100 TABULATOR & AUTOMARK



M100 TABULATOR PREPARATION



M100 TABULATOR PREPARATION

QUICK START INSTRUCTIONS FOR USING THE ES&S MODEL 100 OPTICAL SCAN BALLOT COUNTER

1 STEP ONE: Receive your ballot.


Receive ballot from poll worker. You may also receive a privacy sleeve to shield your votes from view.



2 STEP TWO: Make your selections.


For every contest, make the selection of your choice with the approved marking device provided. It is very important that you mark your ballot properly. Please see instructions below.

For write-in candidates, fill in the oval next to the words "WRITE IN" and write the candidate's name on the line.




3 STEP THREE: Insert your ballot into the ES&S Model 100.

Insert your ballot into the ballot acceptor. The Model 100 will accept ballots in any orientation (backward, upside down, etc.).



4 FINAL STEP: Review the screen.

Check the LCD screen to see whether there are any issues with the ballot, such as overvoting, under-voting, and blank marks. Press the "ACCEPT" button on the ballot counter to submit the ballot.



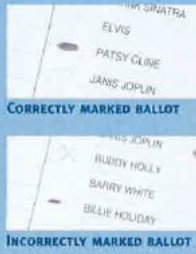
VISUAL REFERENCE



SPECIAL FEATURE: How to mark a ballot correctly.

It is important to mark a ballot properly before the ballot is inserted into the ES&S Model 100 Optical Scan Ballot Counter to ensure that your vote choices are counted correctly.

- ✓ Mark your ballot by completely darkening the oval next to your choice. Do not use an "X" or other notation; it will not be read by the Model 100.
- ✓ Use only the approved marking device provided by election officials or found in the voting booth.
- ✓ If you make a mistake in marking your ballot, please ask the election officials for a replacement ballot.
- ✓ Do not fold your ballot before inserting it into the ballot acceptor.
- ✓ If you have any questions regarding your ballot, please ask an election official for clarification *before* depositing your ballot into the ES&S Model 100 Optical Scan Ballot Counter.




A prompt on the LCD will let you know if your ballot is accepted.

Instructions will be provided




Verify that all compartments of the ballot box are empty.





CLOSE AND LOCK ALL COMPARTMENTS!



**ALL COMPARTMENTS SHOULD REMAIN
LOCKED UNTIL AFTER 7:00 P.M.**



✓ Locate and insert key into tabulator

✓ Turn key to “Open/Close Poll”

✓ After tape prints press “Yes”

✓ Turn key to “Vote”




Zero Tape Will Print

CHECK DATE AND TIME ON TAPE

- ✓ Verify that the zero tape has no votes cast.
- ✓ Check for correct precinct name and number.
- ✓ Compare the tape to the specimen ballot.
- ✓ Each judge must sign the zero tape.



Verify display count is set to ZERO!





THE M100 TABULATOR IS READY!



AUTOMARK PREPARATION




AUTOMARK PREPARATION

QUICK START INSTRUCTIONS FOR USING THE ES&S AUTOMARK

1 STEP ONE: Prepare to vote.

With the ballot still in the provided privacy sleeve, insert your ballot into the ES&S AutoMARK ballot acceptor.




2 STEP TWO: Select preferred language.

Select your preferred language by touching the proper box.




3 STEP THREE: Select candidates and issues.

Next, touch each candidate and/or issue for which you intend to cast a vote. Your selections will be highlighted in yellow. You may change your selections at any time.




ADDITIONAL FEATURES

The screen contains additional features to assist you during the voting process. At the bottom of the screen, you will have the opportunity to use the **ZOOM IN, ZOOM OUT, or HIGH CONTRAST** features to make the ballot easier to read.




4 STEP FOUR: Cast a write-in vote, if needed.

To cast a vote for a write-in candidate, touch the "WRITE-IN" option, and a keyboard will appear on the screen. Type in the name of a candidate and press "OK."




5 STEP FIVE: Review selections.

After you have completed the last page of your ballot, press the "REVIEW" button. Carefully review all of your selections. To change a selection, touch the "WRITE-IN" option or the "REVIEW" button again to return to the summary screen.



6 FINAL STEP: Mark your ballot.

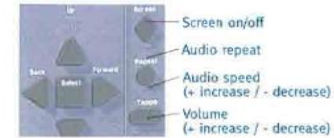
Review your selections and, when complete, press "MARK BALLOT" to complete the voting procedure and to print the ballot. Then insert the marked ballot into the feeder slot of the ballot tabulator.



VISUAL REFERENCE



The ES&S AutoMARK has Braille-embossed keys and an audio ballot feature for visually impaired voters.



FOR MORE INFORMATION

Election Systems & Software, Inc.
 11208 John Galt Blvd.
 Omaha, NE 68137 USA
 Toll Free: 1-800-247-8683
 Fax: 402-593-8107

Instructions will be provided

Accessibility Features



**KEYPAD WITH
BRAILLE**



HEADPHONES

Locate the Power Cord



Make sure it is plugged into the machine and an electrical outlet!



- ✓ Slide latches out to open cover
- ✓ Lift the cover up



Ballot Feed Tray



Lift and lower the ballot feed tray forward into position.



- ✓ Raise the monitor
- ✓ Close the cover with the monitor in an upright position



- ✓ Latches will sturdy the monitor to stay upright



- ✓ Turn key to “ON” position
- ✓ Remove key



THE AUTOMARK IS READY!



**WHO ELSE
MAY BE
PRESENT IN
THE POLLS ON
ELECTION
DAY?**

- Law Enforcement Officials
- Representatives of:
 - Attorney General
 - State's Attorney
 - Election Authority
 - State Board of Elections
- Qualified Pollwatchers

POLLWATCHER QUALIFICATIONS

- ✓ Need to be a registered voter in Illinois.
- ✓ Must have credentials issued by the State Board of Elections or Election Authority.
 - ✓ Are appointed by: Candidates, political parties, qualified civic organizations, state civic organizations, or are proponents/opponents to a proposition.
- ✓ Must have separate credentials for each precinct they enter, even if there are two precincts in one polling place!
 - ✓ Candidates and precinct committeemen CAN be pollwatchers.

Pollwatcher Credentials

✓ Collect when first enter polling place – YOU keep


✓ Use sign in/sign out sheet when coming and going

✓ Return credentials to election authority

**STATE BOARD OF ELECTIONS
STATE OF ILLINOIS**

2329 S. MacArthur Blvd
Springfield, Illinois 62704-4503
217/782-4141 TTY: 217/782-1518
Fax: 217/782-5959

James R. Thompson Center
100 W. Randolph St, Ste 14-100
Chicago, Illinois 60601-3232
312/814-6440 TTY: 312/814-6431
Fax: 312/814-6485



BOARD MEMBERS
William J. Cadigan, Chairman
John R. Keith, Vice Chairman
Andrew K. Carruthers
Ian K. Linnabary
William M. McGuffrage
Katherine S. O'Brien
Charles W. Scholz
Casandra B. Watson

**EXECUTIVE DIRECTOR
Steven S. Sandvoss**

POLLWATCHER CREDENTIALS

TO THE JUDGES OF ELECTION:

Pollwatcher Information		Authorized to act as a pollwatcher in:	
Name		Name of Precinct	
Street Address		Ward (if applicable)	
County of Residence		Township or Municipality	
Township or Municipality of Residence		Election	
		Date of Election	

In accordance with the provisions of the Election Code, the undersigned hereby appoints the individual listed above to act as a pollwatcher in the precinct and at the election also listed above.

Appointing Party or Candidate Name		
Title of Appointing Officer		_____ Signature of Appointing Authority

Chairman – State Board of Elections

Vice Chairman – State Board of Elections

Under penalties of law pursuant to 10 ILCS 5/29-10, the undersigned pollwatcher certifies that he or she resides and is duly registered to vote at:

_____ Address	_____ Township or Municipality
_____ County	Illinois State
_____ Precinct and/or Ward in which Pollwatcher resides	_____ Signature of Pollwatcher

WHAT DOES A POLLWATCHER DO?

- Observe conduct of election before, during and after in the polling place.
- Make sure correct procedure in the polling place is followed.
- Can challenge a person's right to vote – the challenge must be stated and be reasonable.
 - Track voter turnout and round up voters for their party/candidate.

POLLWATCHER RIGHTS

- Can observe and examine all proceedings and records relating to the conduct of the election.
- Cannot be campaigning/electioneering or being disruptive to the voting process.
- Can come and go throughout the day, utilizing the sign in and out sheet.

Remember: the voter comes first!

CAMPAIGN FREE ZONE

100 HORIZONTAL FEET



✓ No campaign signs

✓ No campaign buttons

✓ No electioneering

DURING VOTING HOURS



At 6:00 A.M...

- ✓ Unlock the door
- ✓ Announce out loud “Polls are Open!”
- ✓ Replace missing judges



A list will be provided for **Early, Vote by Mail and Grace Period Voters.**

MAKE SURE YOU ARE DOUBLE CHECKING ALL VOTERS!

VOTE BY MAIL...

- ✓ If a voter was issued a Vote by Mail ballot, has not voted it, and surrenders the ballot to you on Election Day, the voter may vote as normal.
- ✓ If a voter claims they never received their Vote by Mail ballot, they may sign an affidavit and vote on Election Day.
- ✓ If a voter received a Vote by Mail ballot, doesn't have it with them, and doesn't/can't go retrieve the ballot, they have to vote provisionally.

Voters may be challenged by Pollwatchers, Election Judges or another voter.

REASONS FOR THE CHALLENGE:

- ✓ Not the same person as registered voter
- ✓ Voter has moved
- ✓ Voter has already voted
- ✓ Voter has changed name



BALLOT ENTITLEMENT CHART



General Primary Election-March 20, 2018

BALLOT ENTITLEMENT CHART- A GUIDE FOR ILLINOIS ELECTION JUDGES

Close of Regular Registration is February 20, 2018

Close of Paperless Online Voter Registration is March 4, 2018

Grace Period Registration and Voting – February 21, 2018 through Election Day, March 20th at the EA Office, polling place or other designated locations

Grace Period Registration and Voting in the EA Office, polling place or other designated locations require the voter to provide 2 forms of identification

Circumstance of Voter	Required Forms or Action	Ballot Type the Voter is Qualified to Vote
(1) Registered voter who is registered at the correct provided address listed on your verification forms (poll book or application)	Application	Voter is qualified for a full ballot at his/her polling place or any designated early voting site
(2) Registered voter who moved more than 30 days (prior to February 18th) within the jurisdiction and did not transfer his/her registration	Application and Address Correction Form for Fail Safe Voter	Federal Offices Only Ballot in his/her old polling place; OR if the voter prefers to vote a full ballot, the voter must update his/her registration to vote through Grace Period Registration and Voting at one of the designated locations* 42 U.S.C. 1973gg-6(e)(2)(A)(i), 10 ILCS 5/4-50, 5/5-50, 5/6-100]
(3) Registered voter who moved more than 30 days (prior to February 18th) out of the jurisdiction and did not transfer his/her registration	Registration is required through Grace Period Registration and Voting*	Voter is not qualified for a ballot; UNTIL the voter registers to vote through Grace Period Registration and Voting at one of the designated locations* [10 ILCS 5/3-1, 5/17-10, 5/4-50,5/ 5-50, 5/6-100]
(4) Registered voter who moved within 30 days (February 18th-March 20th) out of his/her precinct, but still resides in the State , and did not transfer his/her registration	Application and Voter Affidavit	Voter is qualified to vote a full ballot in his/her old polling place; OR the voter may update his/her registration through Grace Period Registration and Voting at one of the designated locations and cast a ballot for the districts and offices designated for his/her new address* [10 ILCS 5/3-1, 5/17-10, 5/4-50, 5/5-50,5/ 6-100]
(5) Registered voter who moved during the 27 day period (February 21st – March 20th) prior to the election in the same precinct	Application and Voter Affidavit	Voter is qualified to vote a full ballot; OR the voter may update his/her registration through Grace Period Registration and Voting at one of the designated locations and cast a ballot for the districts and offices designated for his/her new address* [10 ILCS 5/4-16, 5/5-23, 5/6-53, 5/17-10, 5/4-50, 5/5-50, 5/6-100]
(6) Registered voter who changed his/her name before the election, still resides in the same precinct , is otherwise qualified, and did not update his/her registration information	Application and Voter Affidavit	Voter is qualified to vote a full ballot at his/her polling place or designated early voting site [10 ILCS 5/4-16, 5/5-23,5/ 6-54, 5/17-10]
(7) Registered voter who changed his/her name before the election, moved outside of his/her precinct , prior to February 21st , and did not transfer or update his/her registration information	Registration is required through Grace Period Registration and Voting*	Voter is not qualified for a ballot; UNTIL the voter registers to vote through Grace Period Registration and Voting at one of the designated locations* [10 ILCS 5/4-16, 5-23,5/ 6-54, 5/4-50, 5/5-50, 5/6-100]

Grace Period Registration and Voting in the EA Office, polling place or other designated locations require the voter to provide 2 forms of identification



HALFWAY!

STATE OF ILLINOIS }
County of _____ } SS.

Mandated
Revised, Aug 2006
SBE No. C-5
10 ILCS 5/7-48, 17-14
Form B-2

AFFIDAVIT OF ASSISTED VOTER

FOLLOWING MUST BE COMPLETED - PLEASE PRINT:

TWP. _____

PCT. _____

Last Name (circle one) JR SR I II III IV V	First Name	Middle Initial
House Number & Street Name	Apt. Number	City or Village
		Zip Code

1. Assisted Voter By reason of a physical disability of _____ I am unable to mark my ballot and hereby request assistance (10 ILCS 5/7-48, 17-14). Supporting affidavit required below.

2. Assisted Voter I cannot read or write the English language and hereby request assistance (10 ILCS 5/7-48, 17-14). Supporting affidavit required below.

I hereby request that I be assisted in voting by _____
Name of Person(s) Assisting Voter

I do solemnly swear that I am a citizen of the United States, that I now reside in the township and precinct of DuPage County, Illinois, as stated above; that I am a duly qualified voter in said precinct.

So help me God (or "This I do solemnly and sincerely affirm" as the case may be).

Subscribed and sworn to (or affirmed) by _____ before me, on ____ day of _____, 20____
Signature (Mark) of Voter

Signature of Judge of Election

TO THE PERSON PROVIDING ASSISTANCE TO VOTERS

YOU HAVE BEEN SELECTED BY A VOTER TO PROVIDE VOTING ASSISTANCE. UNDER ILLINOIS LAW, ONLY VOTERS WHO ARE BLIND, PHYSICALLY DISABLED OR UNABLE TO READ OR WRITE THE ENGLISH LANGUAGE MAY BE ASSISTED BY A RELATIVE OR FRIEND. INDIVIDUALS WHO CANNOT ASSIST VOTERS INCLUDE THE VOTER'S EMPLOYER, AGENT OF THAT EMPLOYER, OFFICER OR AGENT OF THE VOTER'S UNION.

YOU MUST MARK THE BALLOT AS DIRECTED BY THE VOTER. INDIVIDUALS WHO MAKE ANY ATTEMPT TO INFLUENCE THE VOTER'S CHOICE OF CANDIDATES, PARTY OR VOTES IN RELATION TO A PUBLIC QUESTION, OR TO MARK THE BALLOT OTHER THAN AS DIRECTED BY THE VOTER MAY BE GUILTY OF A CLASS 3 FELONY. IF YOU CANNOT TELL THE VOTER'S INTENT, YOU MUST NOT MARK THE BALLOT IN ANY WAY. YOU MAY NOT SUBSEQUENTLY DIVULGE THE VOTER'S INSTRUCTED SELECTION OF CANDIDATE(S) OR PUBLIC QUESTION(S).

OATH OF ASSISTANCE (Complete when statement 1 or 2 is marked)

I state that I am/we are qualified and gave assistance to _____ whose sworn statement appears above. I further state that I did not attempt to influence the voter's choice of candidates, party or votes in relation to any public question and have cast the ballot as directed by the voter. Under the penalties prescribed in Article 29 of the Election Code, the undersigned certifies that the statements set forth in this certification are true and correct.

Signature of Individual Rendering Assistance

OR

Signature of Democratic Judge

Signature of Republican Judge

Election Judge Administering Oath

Voter Assistance: for voters with disabilities or voters who cannot read or write the English language.

- Affidavit of Assisted Voter must be filled out every time a voter receives assistance in the voting booth!
- This affidavit must be spindled along with the voters application.

Who can and can't give assistance?

WHO CAN GIVE ASSISTANCE?

- ✓ Friend
- ✓ Relative
- ✓ Two election judges (one from each political party)

WHO CAN'T GIVE ASSISTANCE?

- ✓ Voter's employer
- ✓ Agent of the voter's employer
- ✓ Officer of the voter's union
- ✓ Agent of the voter's union

REMEMBER: FILL OUT AFFIDAVIT!

INTOXICATED VOTERS CANNOT RECEIVE ASSISTANCE IN THE VOTING BOOTHS!



JUDGE'S STATION #1 – APPLICATION JUDGE

- ✓ Voter states his or her name and address – verify it matches your records.
- ✓ Verify voter has not already voted – check your list!
- ✓ Complete application




(cont.) Judge's Station #1 – Application Judge

OFFICIAL BALLOT
DEMONSTRATION ELECTION

Precinct 1
COUNTY, ILLINOIS

FEDERAL	SPORTS
PRESIDENT (Vote for ONE)	COMMISSIONERS FOR NATIONAL PASTIMES (Vote for ONE)
<input type="radio"/> THOMAS JEFFERSON	<input type="radio"/> JIM THORPE
<input type="radio"/> ABRAHAM LINCOLN	<input type="radio"/> BILL RUSSELL
<input type="radio"/> JOHN F. KENNEDY	<input type="radio"/> JOE DIMAGGIO
<input type="radio"/> DWIGHT D. EISENHOWER	<input type="radio"/> PEGGY FLEMING
<input type="radio"/> FRANKLIN D. ROOSEVELT	<input type="radio"/>
<input type="radio"/>	Write-in
Write-in	LITERATURE
	COMMISSIONER OF AMERICAN LITERATURE (Vote for ONE)
	<input type="radio"/> ERNEST HEMINGWAY
	<input type="radio"/> WILLIAM FAULKNER
	<input type="radio"/> JOHN STEINBECK
	<input type="radio"/> SINCLAIR LEWIS
	<input type="radio"/>
	Write-in

Turn Ballot Over To Continue Voting 


PB08T C and 1 8/9/01 10 *Demo Precinct 1 * English only

- ✓ Offer voter instructions on Demonstrator Ballot Sheet and remind voter to turn the ballot over to vote for issues on the back (if applicable).
- ✓ Announce voter's name and address out loud.
- ✓ Pass the application to the verification judges at station #2.

TWO JUDGES OF OPPOSITE PARTIES

JUDGE'S STATION #2 – VERIFICATION JUDGES

- ✓ Locate the voter's verification record.
- ✓ Compare/verify signature and address on the application matches the voter's record.
- ✓ Determine the correct ballot style.
- ✓ Judge initials the voter's application.



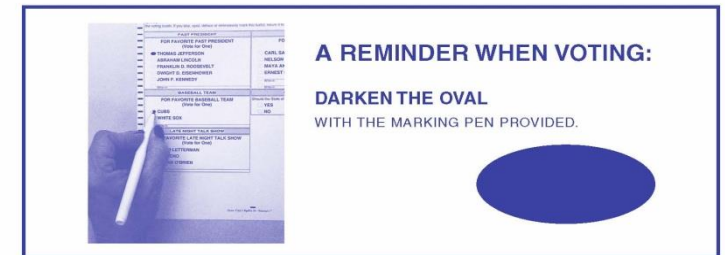
JUDGE'S STATION #3 – BALLOT DISTRIBUTION

- ✓ Check application for judge's initials and ballot style.
- ✓ Spindle applications and number consecutively.
- ✓ Determine/locate correct ballot sheet for the voter.

(cont.) Judge's Station #3 – Ballot Distribution

- ✓ Initial ballot sheet in **RED** ink.
- ✓ Provide voter with correct ballot style.
- ✓ **OFFER** secrecy sleeve and instruction reminders on voting and use of sleeve.
- ✓ Direct voter to the voting booth.

BALLOT PRIVACY COVER



AFTER VOTING:

1. Place Privacy Cover over ballot, for privacy.
2. Proceed to Judge of Election near the ballot box, to verify the top corner of your ballot has been initialed.
3. Insert ballot into the AccuVote Tabulator.



Return Ballot Privacy Cover to Ballot Box Judge.

SPOILED BALLOTS



- ✓ Voter should request a new ballot
- ✓ Judge will mark the voter's application

THIS ENVELOPE IS FOR USE BEFORE 7:00 P.M. ONLY

JUDGES OF ELECTION SHALL SEAL IN THIS ENVELOPE THE
VOTER'S SPOILED BALLOT ENVELOPES

(SPOILED BALLOTS: Ballots that are damaged or spoiled by voters, returned to Judges & issued a new ballot.)

PRECINCT NAME

ATTENTION JUDGES OF ELECTION: SEE INSTRUCTIONS ON REVERSE SIDE

Place all spoiled
ballots in this
envelope together.

Provisional Voting? Call your Election Authority!

WHY DO WE
HAVE
PROVISIONAL
VOTING?

- Allows every eligible voter to vote
- Reduces confrontation
- Corrects mistakes in the registration process
- Updates voter records

WHEN SHOULD
YOU USE
PROVISIONAL
VOTING?

- Judge's have no record of registration and they refuse to register
- Voter did not provide ID when registering by mail and cannot provide it on Election Day
- Voter's voting status has been challenged
- Voter's name appears on list of people voting early

Provisional Voter Affidavit

- ✓ Voter and election judge both have sections to fill out on this affidavit.
- ✓ Process them through as a normal voter.
- ✓ Voter is given ballot and envelope, and directed to come back to judges table after voting.
- ✓ Voter seals ballot in envelope before giving it back to the judges.
- ✓ Judges issue “white receipt” from envelope to voter to follow-up within 7 days after election day.

PROVISIONAL VOTER'S BALLOT

Date of Election _____

Provisional Voter Code 9653

Township or Ward _____ Precinct Number _____

VOTER: SEAL BALLOT IN THIS ENVELOPE
DO NOT OPEN THIS ENVELOPE ON ELECTION NIGHT
AFFIDAVIT

State of Illinois, County of _____

Precinct/Township _____ Ward _____

I, _____ do solemnly swear (or affirm) that: I am a citizen of the United States; I am 18 years of age or older; I have resided in this State and in this precinct for 30 days preceding this election; I have not voted in this election; I am a duly registered voter in every respect; and I am eligible to vote at this election.

Election date _____

Voter Signature _____

Printed name of Voter: _____

Printed Residence Address: _____

City _____ State _____ Zip _____

Date of Birth _____ / _____ / _____

Phone # (optional) _____

Driver's License # _____

Last 4 Digits of Social Security # _____

or State I.D. Card _____

(In order to expedite the verification of your voter registration status, the _____ of _____ (County Clerk/Election Authority) _____ (County Election Commission) requests that you include your phone number and both the last four digits of your social security number and your driver's license number or State Identification Card Number issued to you by the Secretary of State. At a minimum, you are required to include either A) your driver's license number or State Identification Card Number issued to you by the Secretary of State or B) the last four digits of your Social Security Number.)

PROVISIONAL BALLOT DECLARATION

TO BE COMPLETED BY ELECTION JUDGE:
Check reason the voter has been given a provisional ballot.

Required ID Not Presented

Not on List Voter Challenged Voting Time Extended

Facts that support or oppose the allegation that the person is not qualified to vote.

_____ (Election Judge Signature)

_____ (Printed Name of Election Judge)

540 Receipt

DID YOUR VOTE COUNT?
You may submit additional information to the Election Authority to verify your voting status. The information must be received by the election authority no later than the close of business on the *Thursday following Election Day*. Check www.elections.state.il.us or call 1-866-513-1211 to determine if your vote counted. If it was not counted, you can determine the reason. The election authority has two weeks following the election to verify the registration for provisional voters. If the election authority determines that you are a registered voter at the address you provided on the affidavit, the envelope will not be opened and your ballot will not be counted. The affidavit you completed will be used as a registration application and you will be sent a registration card.

PROVISIONAL BALLOTS

DO NOT

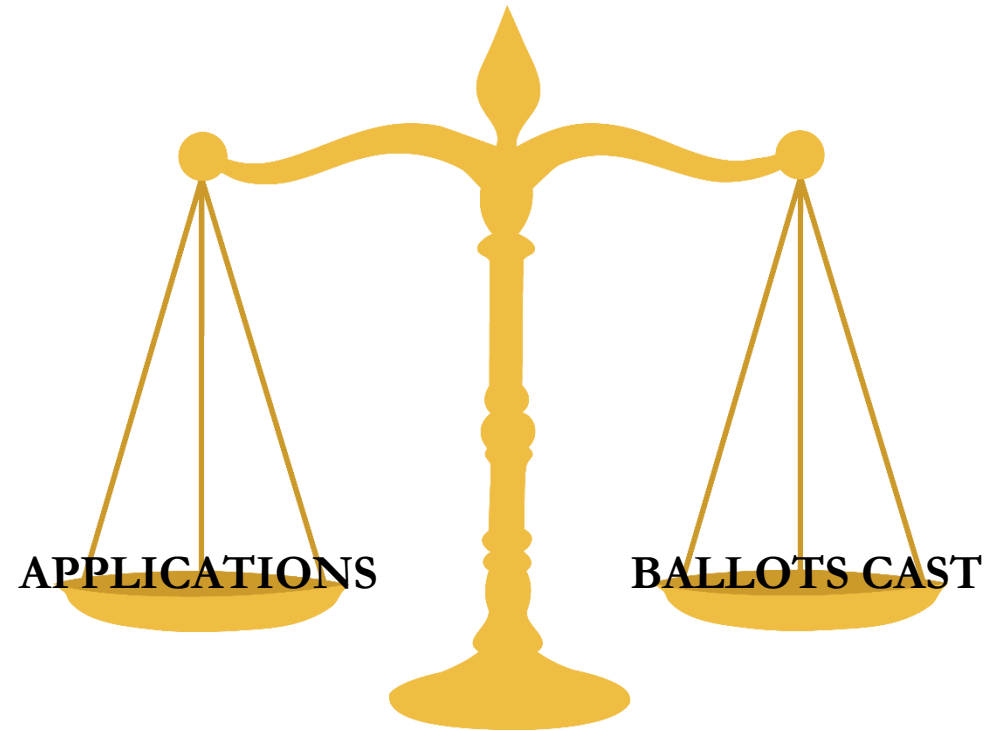
GO INTO THE

TABULATOR



Track Your Numbers!


VERIFY THE NUMBER OF APPLICATIONS =
THE NUMBER OF BALLOTS CAST!



Check your numbers every hour. If you are “in balance” every hour, you will be “in balance” when the polls close!

JUDGE'S STATION #4 – BALLOT BOX JUDGE

- ✓ Check the ballot for judge's initials
- ✓ Voter inserts ballot into the tabulator
- ✓ Check voting booths



Under Voted Ballots

- ✓ Machine identifies ballot
- ✓ Voter has two options:
 - ✓ Cast the ballot as-is
 - ✓ Return to the voting booth and add votes to the same ballot

STATE OF ILLINOIS STYLE 27 27

OFFICIAL GENERAL ELECTION BALLOT

To vote darken the oval to the left of your choice, like this . To cast a write-in vote, darken the oval to the left of the blank space provided and write the candidate's name in that space. For specific information, refer to the card of instruction posted in the voting booth. If you tear, soil, deface or erroneously mark this ballot, return it to the election judge and obtain another.

Constitutional Amendment Proposed Amendment to Section 9 of Article I (Bail) Explanation of Proposed Amendment <p>The proposed amendment deals with the category of persons who may be denied bail under the Illinois Constitution. The present constitutional provision permits denial of bail only for persons charged with offenses punishable by death or life imprisonment, and only where the proof is evident or the presumption is great that the person charged committed the crime. If the People of Illinois adopt this proposed amendment, judges would also be empowered to deny bail to persons charged with felonies that carry a mandatory sentence of imprisonment upon conviction where: (1) the proof is evident or the presumption great that the person charged committed the crime; and (2) the court, after a hearing, finds that the defendant poses a real and present threat to the safety of any person. The proposed amendment also requires the State to reimburse any unit of local government for additional costs incurred as a result of the denial of bail under this provision. The denial of bail means the defendant would not be released from custody prior to trial.</p> <p>For the proposed amendment to Section 9 of Article I of the Illinois Constitution which will permit a court to deny bail to:</p> <p>(a) persons charged with felony offenses if conviction would carry a mandatory sentence of imprisonment; (b) when the proof is evident and the presumption great; and (c) if the court, after a hearing finds that the defendant poses a real and present threat to the safety of any person. Further, the amendment would require the State to reimburse a unit of local government for costs incurred as a result of this provision.</p> <p><input type="radio"/> YES <input type="radio"/> NO</p>	U.S. SENATOR 4 YEAR TERM (Vote for one) <input type="radio"/> REPUSS REPUBLICAN <input checked="" type="radio"/> DEMUSS DEMOCRATIC <input type="radio"/> SOLUSS SOLIDARITY <input type="radio"/> LIBUSS LIBERTARIAN <input type="radio"/> SOCUSS SOCIALIST <input type="radio"/> USLUSS UNITED STATES LABOR <input type="radio"/> COMUSS COMMUNIST <input type="radio"/> Write-in	ELECTION OFFICIAL TREASURER 4 YEAR TERM (Vote for one) <input type="radio"/> REPTRES REPUBLICAN <input type="radio"/> DEMTRES DEMOCRATIC <input type="radio"/> LIBTRES LIBERTARIAN <input checked="" type="radio"/> SOCTRES SOCIALIST <input type="radio"/> USITRES UNITED STATES LABOR <input type="radio"/> COMTRES COMMUNIST <input type="radio"/> Write-in
	ATTORNEY GENERAL 4 YEAR TERM (Vote for one) <input type="radio"/> REPAG REPUBLICAN <input type="radio"/> DEMAG DEMOCRATIC <input type="radio"/> LIBAG LIBERTARIAN <input type="radio"/> SOCAG SOCIALIST <input type="radio"/> USLAG UNITED STATES LABOR <input type="radio"/> COMAG COMMUNIST <input type="radio"/> Write-in	TRUSTEES OF UNIVERSITY OF ILLINOIS 4 YEAR TERM (Vote for Three) <input checked="" type="radio"/> REPTRUSA REPUBLICAN <input type="radio"/> DEMTRUSB DEMOCRATIC <input type="radio"/> REPTRUSC REPUBLICAN <input type="radio"/> DEMTRUSA DEMOCRATIC <input type="radio"/> DEMTRUSC DEMOCRATIC <input type="radio"/> DEMTRUSC DEMOCRATIC <input type="radio"/> SOLTRUSA SOLIDARITY <input type="radio"/> SOLTRUSB SOLIDARITY <input type="radio"/> LIBTRUSA LIBERTARIAN <input type="radio"/> LIBTRUSB LIBERTARIAN <input type="radio"/> SOCTRUSA SOCIALIST <input type="radio"/> SOCTRUSB SOCIALIST <input type="radio"/> SOCTRUSC SOCIALIST <input type="radio"/> USLTRUSA UNITED STATES LABOR <input type="radio"/> USLTRUSB UNITED STATES LABOR <input type="radio"/> USLTRUSC UNITED STATES LABOR <input type="radio"/> COMTRUSA COMMUNIST <input type="radio"/> COMTRUSB COMMUNIST <input type="radio"/> COMTRUSC COMMUNIST <input type="radio"/> Write-in <input type="radio"/> Write-in <input type="radio"/> Write-in
	SECRETARY OF STATE 4 YEAR TERM (Vote for one) <input checked="" type="radio"/> REPSECRET REPUBLICAN <input type="radio"/> DEMSECRET DEMOCRATIC <input type="radio"/> LIBSECRET LIBERTARIAN <input type="radio"/> SOCCSECRET SOCIALIST <input type="radio"/> USLSECRET UNITED STATES LABOR <input type="radio"/> COMSECRET COMMUNIST <input type="radio"/> Write-in	
	COMP TROLLER 4 YEAR TERM (Vote for one) <input checked="" type="radio"/> REFCOMP REPUBLICAN <input type="radio"/> DEMCOMP DEMOCRATIC <input type="radio"/> SOLCOMP SOLIDARITY <input type="radio"/> LIBCOMP LIBERTARIAN <input type="radio"/> SOCCOMP SOCIALIST <input type="radio"/> USLCOMP UNITED STATES LABOR <input type="radio"/> COMCOMP COMMUNIST <input type="radio"/> Write-in	
PRESIDENT 4 YEAR TERM (Vote for one) <input checked="" type="radio"/> REPPRES REPUBLICAN <input type="radio"/> DEMPRES DEMOCRATIC <input type="radio"/> SOLPRES SOLIDARITY <input type="radio"/> LIBPRES LIBERTARIAN <input type="radio"/> SOCPRES SOCIALIST <input type="radio"/> USIPRES UNITED STATES LABOR <input type="radio"/> COMPRES COMMUNIST <input type="radio"/> INDPRES INDEPENDENT <input type="radio"/> Write-in	VOTE ON BOTH SIDES OF BALLOT	25TH CONGRESSIONAL DISTRICT REPRESENTATIVE 4 YEAR TERM (Vote for one) <input type="radio"/> DEMCONG-5TH DEMOCRATIC <input checked="" type="radio"/> CITCONG-25TH CITIZENS <input type="radio"/> Write-in

7.4.2.0 / 012503-17 © Election Systems & Software, Inc. 1981, 2002

Over Voted Ballots

- ✓ Machine identifies ballot
- ✓ Voter has two options:
 - ✓ Cast the ballot as-is
 - ✓ Spoil the ballot and request a new one

STATE OF ILLINOIS STYLE 27 27

OFFICIAL GENERAL ELECTION BALLOT

To vote darken the oval to the left of your choice, like this . To cast a write-in vote, darken the oval to the left of the blank space provided and write the candidate's name in that space. For specific information, refer to the card of instruction posted in the voting booth. If you tear, soil, deface or erroneously mark this ballot, return it to the election judge and obtain another.

Constitutional Amendment Proposed Amendment to Section 9 of Article I (Bail) Explanation of Proposed Amendment <p>The proposed amendment deals with the category of persons who may be denied bail under the Illinois Constitution. The present constitutional provision permits denial of bail only for persons charged with offenses punishable by death or life imprisonment, and only where the proof is evident or the presumption is great that the person charged committed the crime. If the People of Illinois adopt this proposed amendment, judges would also be empowered to deny bail to persons charged with felonies that carry a mandatory sentence of imprisonment upon conviction where: (1) the proof is evident or the presumption great that the person charged committed the crime; and (2) the court, after a hearing, finds that the defendant poses a real and present threat to the safety of any person. The proposed amendment also requires the State to reimburse a unit of local government for additional costs incurred as a result of the denial of bail under this provision. The denial of bail means the defendant would not be released from custody prior to trial.</p> <p>For the proposed amendment to Section 9 of Article I of the Illinois Constitution which will permit a court to deny bail to:</p> <p>(a) persons charged with felony offenses if conviction would carry a mandatory sentence of imprisonment; (b) when the proof is evident and the presumption great; and (c) if the court, after a hearing finds that the defendant poses a real and present threat to the safety of any person. Further, the amendment would require the State to reimburse a unit of local government for costs incurred as a result of this provision.</p> <input type="radio"/> YES <input type="radio"/> NO	U.S. SENATOR 4 YEAR TERM (Vote for one) <input type="radio"/> REPUSS REPUBLICAN <input checked="" type="radio"/> DEMUSS DEMOCRATIC <input type="radio"/> SOLUSS SOLIDARITY <input type="radio"/> LIBUSS LIBERTARIAN <input type="radio"/> SOCUSS SOCIALIST <input type="radio"/> USLUSS UNITED STATES LABOR <input type="radio"/> COMUSS COMMUNIST <input type="radio"/> Write-in	ELECTION OFFICIAL TREASURER 4 YEAR TERM (Vote for one) <input type="radio"/> REPTRES REPUBLICAN <input type="radio"/> DEMTRES DEMOCRATIC <input type="radio"/> LIBTRES LIBERTARIAN <input checked="" type="radio"/> SOCTRES SOCIALIST <input type="radio"/> USLTRES UNITED STATES LABOR <input type="radio"/> COMTRES COMMUNIST <input type="radio"/> Write-in
<input type="radio"/> YES <input type="radio"/> NO	ATTORNEY GENERAL 4 YEAR TERM (Vote for one) <input checked="" type="radio"/> REPAG REPUBLICAN <input type="radio"/> DEMAG DEMOCRATIC <input checked="" type="radio"/> LIBAG LIBERTARIAN <input checked="" type="radio"/> SOCAG SOCIALIST <input type="radio"/> USLAG UNITED STATES LABOR <input type="radio"/> COMAG COMMUNIST <input type="radio"/> Write-in	TRUSTEES OF UNIVERSITY OF ILLINOIS 4 YEAR TERM (Vote for Three) <input checked="" type="radio"/> REPTRUSA REPUBLICAN <input type="radio"/> REPTRUSS REPUBLICAN <input type="radio"/> REPTRUSC REPUBLICAN <input type="radio"/> DEMTRUSA DEMOCRATIC <input type="radio"/> DEMTRUSS DEMOCRATIC <input type="radio"/> DEMTRUSC DEMOCRATIC <input type="radio"/> SOLTRUSA SOLIDARITY <input type="radio"/> SOLTRUSS SOLIDARITY <input type="radio"/> LIBTRUSA LIBERTARIAN <input type="radio"/> LIBTRUSS LIBERTARIAN <input type="radio"/> SOCTRUSA SOCIALIST <input type="radio"/> SOCTRUSB SOCIALIST <input type="radio"/> SOCTRUSC SOCIALIST <input type="radio"/> USLTRUSA UNITED STATES LABOR <input type="radio"/> USLTRUSS UNITED STATES LABOR <input type="radio"/> USLTRUSC UNITED STATES LABOR <input type="radio"/> COMTRUSA COMMUNIST <input type="radio"/> COMTRUSS COMMUNIST <input type="radio"/> COMTRUSC COMMUNIST <input type="radio"/> Write-in <input type="radio"/> Write-in <input type="radio"/> Write-in
PRESIDENT 4 YEAR TERM (Vote for one) <input checked="" type="radio"/> REPPRES REPUBLICAN <input type="radio"/> DEMPRES DEMOCRATIC <input type="radio"/> SOLPRES SOLIDARITY <input type="radio"/> LIBPRES LIBERTARIAN <input type="radio"/> SOCPRES SOCIALIST <input type="radio"/> USLPRES UNITED STATES LABOR <input type="radio"/> COMPRES COMMUNIST <input type="radio"/> INDPRES INDEPENDENT <input type="radio"/> Write-in	SECRETARY OF STATE 4 YEAR TERM (Vote for one) <input checked="" type="radio"/> REP REPUBLICAN <input type="radio"/> DEMSS DEMOCRATIC <input type="radio"/> LIBSS LIBERTARIAN <input type="radio"/> SOCSS SOCIALIST <input type="radio"/> USLSS UNITED STATES LABOR <input type="radio"/> COMSS COMMUNIST <input type="radio"/> Write-in	COMPTROLLER 4 YEAR TERM (Vote for one) <input checked="" type="radio"/> REFCOMP REPUBLICAN <input type="radio"/> DEMCOMP DEMOCRATIC <input type="radio"/> SOLCOMP SOLIDARITY <input type="radio"/> LIBCOMP LIBERTARIAN <input type="radio"/> SOCCOMP SOCIALIST <input type="radio"/> USLCOMP UNITED STATES LABOR <input type="radio"/> COMCOMP COMMUNIST <input type="radio"/> Write-in
VOTE ON BOTH SIDES OF BALLOT	<input type="radio"/> Write-in	25TH CONGRESSIONAL DISTRICT REPRESENTATIVE 4 YEAR TERM (Vote for one) <input type="radio"/> DEMCONG-5TH DEMOCRATIC <input type="radio"/> CITCONG-25TH CITIZENS <input checked="" type="radio"/> Write-in

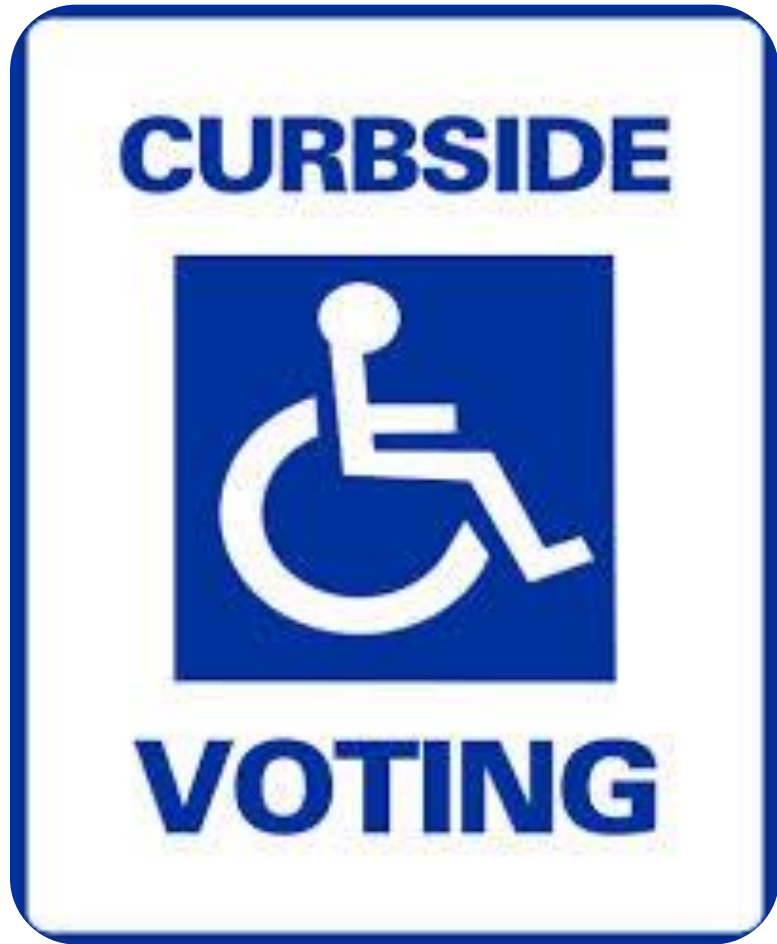
7.4.2.0 / 012503-17 © Election Systems & Software, Inc. 1999, 2000

Auxiliary/Emergency Bin



- ✓ Use emergency bin for ballots when machine isn't working properly
- ✓ **AFTER** polls close, insert these ballots into tabulator


VOTING SHOULD *NEVER*
STOP!



- ✓ Handled by two election judges, one from each political party.
- ✓ Complete the process as if voter was in polling place:
 - 1) Voter completes application
 - 2) Judges do the verification
 - 3) Two judges deliver the ballot out with secrecy sleeve
 - 4) Voter will vote in secrecy
 - 5) Two judges will bring the ballot back inside and insert it into tabulator

AT 6:30 PM...

- ✓ Announce the polls will close in one-half hour.
- ✓ Don't forget to vote if you are in your voting precinct!



At 7:00 PM...

- ✓ Announce out loud “Polls are Closed!”
- ✓ All voters in line at 7:00 PM are allowed to vote
- ✓ Close and lock door
- ✓ Remove polling place signs



AFTER THE POLLS CLOSE



WHO IS AUTHORIZED TO REMAIN IN THE POLLS?

- ✓ Election Judges
- ✓ Pollwatchers
- ✓ Law Enforcement Officials
- ✓ Representatives of:
 - State Board of Elections
 - Attorney General
 - State's Attorney
 - Election Authority

Check Auxiliary/Emergency Bin

Before closing out the machine:

- ✓ Remove ballots from emergency bin
- ✓ Insert ballots into tabulator



M100 TABULATOR SHUTDOWN

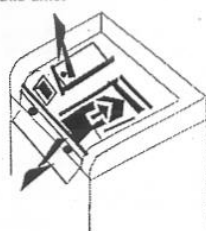


M100 TABULATOR SHUTDOWN

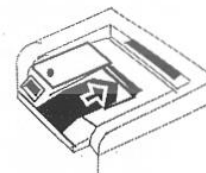
CLOSING THE POLLS

1 **POLLS CLOSED**

1. Remove any ballots deposited in the Emergency Compartment and process them through the Accu-Vote at this time.



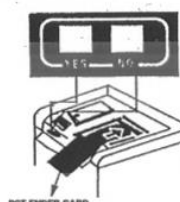
2



PROCESS ALL ABSENTEES

- After verifying each absentee voter's entitlement, process all valid Absentee Ballots.
- Unlock and remove the printer cover.
- Open the front door of the ballot box.

3




Very Important

- Insert the **ENDER CARD** while pressing and holding the "YES" and "NO" buttons at the same time.
- Remove the tape. The printer will sign the tape. The printer will provide and return the tape to the supplies.

4 **NEED ANOTHER COPY?**

- Press "YES". Another results tape will be printed. Print as many copies as directed.
- When finished printing, replace and lock the printer cover and turn the key.
- Slide the Accu-Vote unit to turn it "OFF".

5A.



- Unlock the rear door of the ballot box and remove all **VOTED** Ballots.
- Put all the **VOTED** Ballots into transfer case.

5 B. **Directions for Transmission**

- Connect one end of phone cord into the telephone jack. Connect the other end into the port at the back of the Accu-Vote marked **LINE**.
- Plug the Accu-Vote into the telephone outlet. Turn the unit on.
- Answer the phone when the unit LCD displays "READY TO SEND RESULTS?".

Message	Answer
READY TO SEND RESULTS?	Press YES
T 555-1234 PHONE NUM OKAY?	Press YES

4. You will hear a faint ringing sound and a squelching sound. The data is uploading to the computer at Elections Central. If you hear a busy signal, the Accu-Vote will pause and redial.

5. While the upload is taking place you will see a series of messages flashing on the LCD Display.

REQUESTING COMMUNICATIONS

ending with:

HANGING UP PHONE

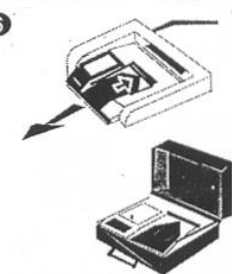
The messages in between will flash so quickly, you probably won't be able to read them. If there is a delay of more than 2-3 minutes, please call the Elections Office.

6. When the LCD reads as follows:

RESULTS SENT OK

Proceed to 5A


6



- Make sure the unit is turned "OFF".
- Place the unit in its carrying case with the power cord, the unit keys and the phone cords. Return unit to Election Central.

7

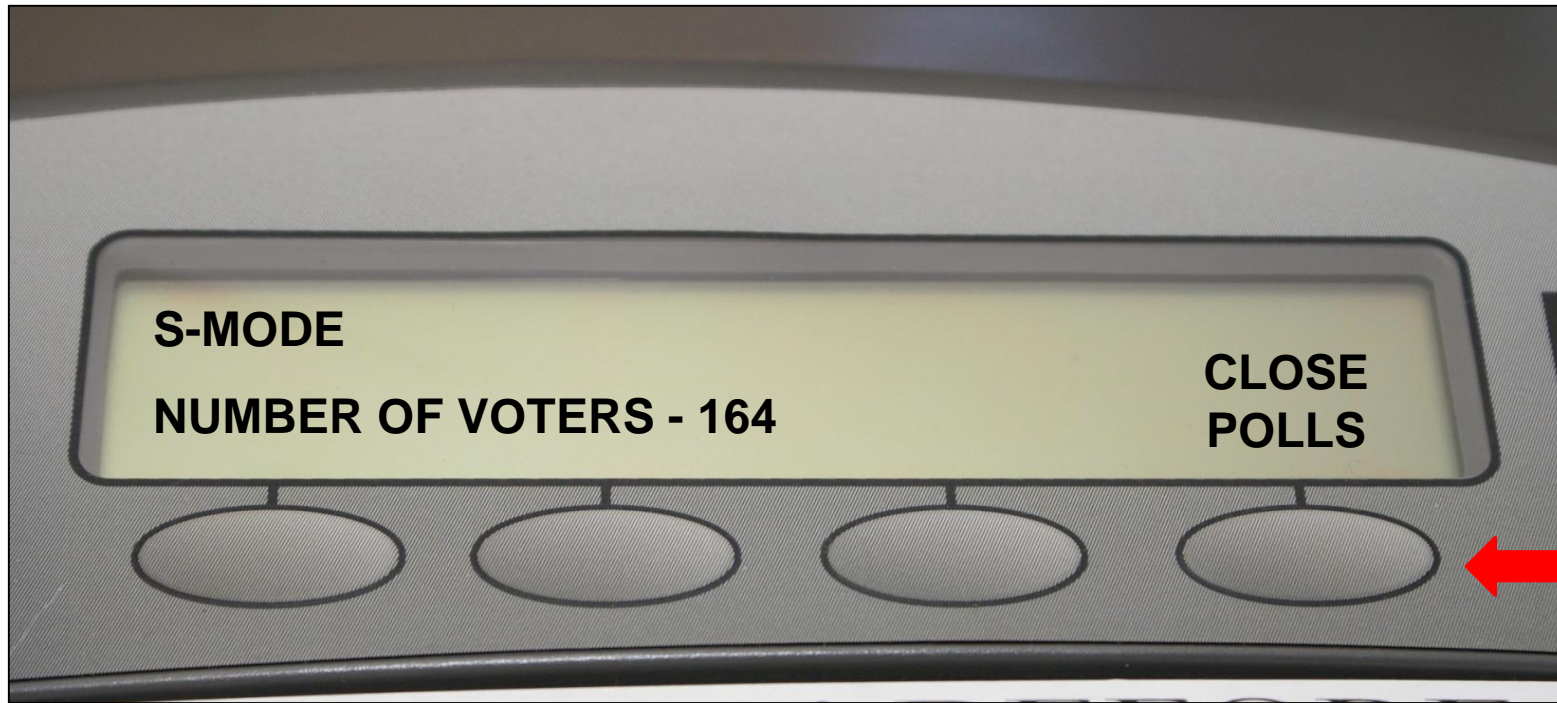
2. Bring the Accu-Vote unit with the sealed memory card to Election Central with other supplies as directed.



Instructions will be provided



✓ Turn key to
“Open/Close Poll”
position.



- ✓ Press “Close Polls”
- ✓ Results tape will print
- ✓ Press “Results Report” for more copies if requested


ALL JUDGES MUST SIGN EACH TAPE!



Turn tabulator key to “Off” position



FOLLOW YOUR ELECTION AUTHORITY'S INSTRUCTIONS!



Remove **memory card** and return to counting center.



Remove **entire tabulator** and return to counting center.

AUTOMARK SHUTDOWN



Turn the key to the “Off” position



Slide the latches out



Lower the monitor into place




Pull up Ballot Feed Tray



Close the machine cover



Slide latches to close up the machine





READY TO GO!

This is how the AutoMARK will be left in the polling place.



THE END IS
NEAR!

Final Steps

Open the Ballot Box

- ✓ Remove ballots from the tabulator
- ✓ Compare number of ballots to number of applications
- ✓ Process write-in votes



Processing Valid Write-In Votes

FOR STATES ATTORNEY
(Vote for one)

Mack Weaver

Branden Pope

Louie Watson

Write-in Jon Smith

MUST BE ON VALID WRITE-IN SHEET!

- ✓ Determine the voter's intent
- ✓ Must be printed or written on ballot line
 - ✓ **No stamps**
 - ✓ **No stickers**
- ✓ Oval must be darkened

Tallying Valid Write-In Votes

NOTICE
The election judges are required to record write-in votes only for those Candidates who have filed a Declaration of Intent to be a Write-In Candidate. The County will supply the judges with a list of all candidates who have filed a Declaration of Intent to be a Write-In Candidate.

TALLY SHEET OF VOTES CAST FOR WRITE-IN CANDIDATES

At the _____ election held _____ 20____
in the City or Township of _____ Precinct No. _____
County of _____ State of Illinois

We hereby certify that the following is a true and correct tally of votes cast for write-in candidates at the abovesaid election.

SIGNATURE OF JUDGES OF ELECTION

Judge's Signature

Judge's Signature

Judge's Signature

Judge's Signature

Judge's Signature

Judge's Signature

NAME OF OFFICE	NAME OF CANDIDATE	PARTY AFFILIATION	VOTES CAST	1	2	3	4	5	6	7	8	9	10	TOTAL	TOTAL CAST
		Optical Scan													
		Touch Screen													
		Optical Scan													
		Touch Screen													
		Optical Scan													
		Touch Screen													
		Optical Scan													
		Touch Screen													
		Optical Scan													
		Touch Screen													
		Optical Scan													
		Touch Screen													
		Optical Scan													
		Touch Screen													

JUDGES OF ELECTION NOTE!
TALLY SHEET MUST BE SIGNED BY ALL JUDGES AND RETURNED IN THE ENVELOPE PROVIDED. IF NO WRITE-IN VOTES HAVE BEEN TALLIED, WRITE "NONE" ACROSS THE TALLY SHEET.

PRECINCT _____

C-1605TS
GOVERNMENTAL BUSINESS SYSTEMS

If there is a valid write-in vote, tally it appropriately on this sheet.

NOTICE
The election judges are required to record write-in votes only for those Candidates who have filed a Declaration of Intent to be a Write-In Candidate. The County will supply the judges with a list of all candidates who have filed a Declaration of Intent to be a Write-In Candidate.

TALLY SHEET OF VOTES CAST FOR WRITE-IN CANDIDATES

At the _____ election held _____ 20____
in the City or Township of _____ Precinct No. _____
County of _____ State of Illinois

We hereby certify that the following is a true and correct tally of votes cast for write-in candidates at the abovesaid election.

SIGNATURE OF JUDGES OF ELECTION

Judge's Signature

Judge's Signature

Judge's Signature

Judge's Signature

Judge's Signature

Judge's Signature

NAME OF OFFICE	NAME OF CANDIDATE	PARTY AFFILIATION	VOTES CAST	1	2	3	4	5	6	7	8	9	10	TOTAL	TOTAL CAST
		Optical Scan													
		Touch Screen													
		Optical Scan													
		Touch Screen													
		Optical Scan													
		Touch Screen													
		Optical Scan													
		Touch Screen													
		Optical Scan													
		Touch Screen													
		Optical Scan													
		Touch Screen													
		Optical Scan													
		Touch Screen													

JUDGES OF ELECTION NOTE!
TALLY SHEET MUST BE SIGNED BY ALL JUDGES AND RETURNED IN THE ENVELOPE PROVIDED. IF NO WRITE-IN VOTES HAVE BEEN TALLIED, WRITE "NONE" ACROSS THE TALLY SHEET.

PRECINCT _____

C-1605TS
GOVERNMENTAL BUSINESS SYSTEMS

NONE

If there are no write-in votes, write **NONE** across this sheet.

REVIEW CHECKLIST PROVIDED BY YOUR ELECTION AUTHORITY AND RETURN PROPER MATERIALS

- ✓ Tabulator Memory Card/Ballot Sheets/Tape
- ✓ Envelope with Write-In Tally Sheets
- ✓ Spindled Applications to Vote
- ✓ Statement of Ballots
- ✓ Signature Roster or Pollbooks
- ✓ Voted Provisional Ballots
- ✓ Completed Expense Sheets

FOLLOW YOUR ELECTION AUTHORITY'S INSTRUCTIONS ON MATERIALS TO RETURN!

Leave your polling place
clean and tidy!



RETURNING MATERIALS

Two eligible judges, one from each political party, will deliver the materials **DIRECTLY** to the Election Authority's office when everything is done so the EA can close out the election.



**YOUR ELECTION AUTHORITY CERTIFIES THE OFFICIAL
ELECTION RESULTS!**

- ✓ Vote by Mail ballots
- ✓ Early Vote counts
- ✓ Provisional Ballot counts





Thank
you