

**VILLAGE OF NEWBERRY
WATER AND LIGHT BOARD MEETING
ELECTRONIC MEETING
Tuesday, October 13, 2020
Meeting Location: ZOOM MEETING
Meeting Time: 6:00 p.m.**

1. VIRTUAL WAITING ROOM OPENED

Join Zoom Meeting

<https://us02web.zoom.us/j/82955557041>

By Phone: 888 475 4499 US Toll-free or 877 853 5257 US Toll-free
Meeting ID: 829 5555 7041#

2. PARTICIPANTS BRIEFED ON PROCESS FOR PUBLIC PARTICIPATION

1. Calls will be listen-only mode during business portions of the meeting
2. Callers will be unmuted individually during each public comment section
 - i. Callers will be identified by the last four digits of their phone number or by their computer login information
 - ii. Each caller will be asked if they would like to comment – comment is not required
 - iii. Caller must identify themselves by name and address before speaking or will not be able to proceed with comments
 - iv. Callers will be held to a 3min time limit

3. CALL TO ORDER

4. ROLL CALL

5. APPROVAL OF AGENDA - Agendas are not final until approved by a majority vote of the Water & Light Board members.

6. APPROVAL OF MINUTES

1. Water and Light Board Meeting – Electronic Regular Session – September 8, 2020

7. WATER AND LIGHT CHAIRPERSON ANNOUNCEMENTS

1. None Prescheduled

8. PUBLIC COMMENTS – Prior to consideration of official business, citizens may speak on any matter citizens may wish to bring to the attention of the Water and Light Board. Please limit comments to 3 minutes.

1. Callers will be given an opportunity to speak for 3 min. Callers must identify themselves by name and address in order to give comment.
2. Written comments not included in the packet and received before 5:30PM the day of the meeting, will be read aloud.
 - a. Lengthy written statements will be summarized on the call and provided in full to board members after the meeting.
 - b. Statements that do not include the name and home address of the person submitting them will not be shared with the board. Comments that contain language that would be considered vulgar or be interpreted as hate speech or fighting words will not be included.

9. SUBMISSION OF BILLS AND FINANCIAL UPDATES

1. Water & Light – Monthly Bills & Statements –September 5 to October 9

582	ELECTRIC FUND TOTAL EXPENSE:	\$375,208.88
591	WATER FUND TOTAL EXPENSE:	\$176,608.15
Total amount for both funds:		\$551,817.03

2. Bond payments included in Payables List – review only

BOND	PRINCIPAL	INTEREST	TOTAL DUE	DATE DUE	OUTSTANDING DEBT
2002 Electric	\$60,000	\$6,712.50	\$66,712.50	11/01	Approx. \$139,945.00
2003 Electric	\$60,000	\$4,845.00	\$64,845.00	11/01	Approx. \$226,187.50
2005 Electric	\$90,000	\$2,025.00	\$92,025.00	11/01	Closing out 2020
2014 WATER	\$112,000	\$60,955.62	\$172,955.62	11/01	\$5,625,000

3. Save the Bells Fund – for review only

582	Save the Bells Fund Balance Summary – as of 09/30/2020	\$14,278.00
-----	--	-------------

10. PETITIONS AND COMMUNICATIONS – Communications addressed to the Water and Light Board are distributed to all members and are acknowledged for information or are referred to a committee or staff for follow-up.

1. None Prescheduled

11. INTRODUCTION AND ADOPTION OF ORDINANCES AND RESOLUTIONS

1. None

12. REPORTS OF VILLAGE MANAGEMENT – The Village Manager and Superintendent of Water and Light may submit reports or information to the Water and Light Board as updates and consideration.

1. Working Water and Light Superintendent
 - a. Monthly Report
 - b. Electric Consumption/Billing Report
 - c. Electric Demand Large Power Report
 - d. Billed Electric kWh Report - June
 - e. Water Pumpage Report

2. Interim Village Manager

13. UNFINISHED BUSINESS

1. Update on water valve replacement E. Truman and Vulcan
 - a. Boil Water Notice
2. Code of Conduct and Ethics for Water & Light Board
3. W&L Board Seat- Customer, Non-Elector seat is up for appointment in October

14. NEW BUSINESS

1. W&L Board Chairperson Selection
2. Budget Adjustments for review
 - a. Water Fund & Electric Fund

15. PUBLIC COMMENT – see section 9 of this agenda for guidance on process for public comment.

16. COMMENTS BY BOARD MEMBERS

17. ADJOURNMENT - REGULAR ELECTRONIC MEETING SESSION

NEWBERRY WATER & LIGHT BOARD
REGULAR MEETING MINUTES

September 8, 2020

Electronic Public Meeting – Due to COVID-19 Virus

***NOTE – All votes were done by Roll Call Vote**

Present: Board members: Vincent, Freese, Hardenbrook, Schnorr.

Absent: Wendt.

Also Present: Clerk -Schummer, Interim Village Manager – Watkins, Bergman – Via Zoom.

Call to Order: Due to Chairperson Wendt being absent, Clerk Schummer called the meeting to order at 6:00 p.m., using Zoom audio teleconferencing, permitted by Executive Order 2020-15, which temporarily authorizes remote participation in public meetings and hearings. Moved by Schnorr, support by Vincent, **CARRIED**, to appoint Catherine Freese to act as alternate acting Chairperson for this meeting. Ayes: Vincent, Freese, Hardenbrook, Schnorr. Absent: Wendt.

Approval of Agenda: Moved by Schnorr, support by Hardenbrook, **CARRIED**, to approve agenda as presented. Ayes: Freese, Hardenbrook, Schnorr, Vincent. Absent: Wendt.

Approval of Minutes: Moved by Vincent, support by Schnorr, **CARRIED**, to approve the minutes for the August 11, 2020 W&L meeting as presented. Ayes: Freese, Hardenbrook, Schnorr, Vincent. Absent: Wendt.

Water and Light Chairperson Announcements: None.

Public Comments on Agenda Items: None.

Submission of Bills and Financial Updates:

A.) **Water & Light – Monthly Bills – August 8 to September 4, 2020** - Motion by Schnorr, support by Hardenbrook, **CARRIED**, recommend Village Council pay the August Electric Fund bill in the amount of \$43,612.55. Discussion followed. Ayes: Freese, Hardenbrook, Schnorr, Vincent. Absent: Wendt. Motion by Freese, support by Schnorr, **CARRIED**, to recommend Village Council pay the August 2020 Water Fund bill in the amount of \$10,627.38. Ayes: Freese, Hardenbrook, Schnorr, Vincent. Absent: Wendt.

B.) **Christmas Light Fund** – Not available.

Petitions and Communications: None.

Introduction and Adoption of Ordinances and Resolutions: None.

Reports of Village Management:

- 1.) **Superintendent of Water and Light:** W&L Superintendent Dan Kucinkas, submitted a written report and charts. Discussion followed.
- 2.) **Interim Village Manager:** Watkins gave a verbal report.

Unfinished Business:

- 1.) **Utility Limbing update:** Watkins gave an update.
- 2.) **Meter Reading:** Estimated for resident in September – full reads in October.

New Business:

- 1.) **EGLE Violation Notice:** Letter received 8/12/20 from EAGL was presented for review, regarding monitoring for Disinfection Byproducts.
- 2.) **EGLE Construction Permit Reminder:** Memo received August 11, 2020 was presented for review.
- 3.) **W&L Board Seat:** Non-Elector seat is up for appointment in October.
- 4.) **Fee Schedule Updates:** Request for a policy committee, be formed again, to discuss an update of the fee schedule. Schnorr and Vincent volunteered for the committee.

Public Comment: None.

Comments By Board Members: None.

Adjourn Meeting: Motion by Vincent, support by Schnorr, **CARRIED**, to adjourn meeting at 6:30 p.m. Ayes: Freese, Hardenbrook, Schnorr, Vincent. Absent: Wendt.

These minutes are unapproved until voted on at the next meeting.

Terese Schummer, Clerk

Catherine Freese, Alternate Acting Chairperson

Water and Light Payables
September 5, 2020 to October 9, 2020

Page 1 of 4

GL Number	Inv. Line Desc	Vendor	Invoice Desc.	Due Date	Amount	Check #
Fund 582 Electric Fund						
Dept 582 ELECTRIC DISTRIBUTION						
582-582-726.000	LIFE INSURANCE	STANDARD, THE	LIFE INS	10/01/20	6.97	44617
582-582-801.000	PROFESSIONAL & CONTRACTUAL	MECA	2021 SAFETY DUES	12/01/20	997.50	
582-582-850.000	TELEPHONE	ATT U.VERSE	LARGE CAPACITY METER UVERSE	09/25/20	27.40	44571
			Total For Dept 582 ELECTRIC DISTRIBUTION		1,031.87	
Dept 583 GENERAL EXPENSES						
582-583-718.000	MEDICAL SCREENING - PRE EMPLOY	UPPER PENINSULA IMAGING PC	PRE-EMPLOYMENT XRAY	10/10/20	32.50	44624
582-583-718.000	MEDICAL SCREENING - PRE EMPLOY	HELEN NEWBERRY JOY HOSPITAL	PRE-EMPLOYMENT	10/30/20	65.00	
582-583-718.000	MEDICAL SCREENING - PRE EMPLOY	FIRST ADVANTAGE LNS OCC HEALTH	PRE-EMPLOYMENT TESTING	10/30/20	21.42	
582-583-718.000	MEDICAL SCREENING - PRE EMPLOY	HELEN NEWBERRY JOY HOSPITAL	PRE-EMPLOYMENT LAB/XRAY	10/15/20	161.75	
582-583-719.000	HOSPITALIZATION	44 NORTH	COBRA RETIREES	10/21/20	3.22	44611
582-583-726.000	LIFE INSURANCE	STANDARD, THE	LIFE INS	10/01/20	24.87	44617
582-583-752.000	OFFICE SUPPLIES	NATIONAL OFFICE PRODUCTS	PAPER	10/10/20	9.87	
582-583-752.100	OPERATING SUPPLIES	AMAZON CAPITAL SERVICES	FIRST AID SUPPLIES	08/20/20	43.66	44603
582-583-752.100	OPERATING SUPPLIES	RAHILLY IGA	WATER	10/10/20	3.99	
582-583-759.000	GAS & OIL - ELECTRIC	WEX BANK - SPEEDWAY UNIVERSAL	GAS/FUEL	09/22/20	43.30	44592
582-583-759.000	GAS & OIL - ELECTRIC	WEX BANK - SPEEDWAY UNIVERSAL	GAS/FUEL	10/22/20	84.05	
582-583-767.000	CLOTHING - UNIFORMS	AMAZON CAPITAL SERVICES	HIGH VISIBILITY VEST	10/23/20	16.15	44603
582-583-767.000	CLOTHING - UNIFORMS	AMAZON CAPITAL SERVICES	HARD HATS	10/23/20	21.48	44603
582-583-767.000	CLOTHING - UNIFORMS	AMAZON CAPITAL SERVICES	WATERPROOF RAIN JACKETS/ERASERS/SWEATSHIRT/TI	11/04/20	24.46	
582-583-801.000	PROFESSIONAL & CONTRACTUAL	RANGE TELECOMMUNICATIONS	PAGER SERVICE	09/10/20	144.00	44587
582-583-801.000	PROFESSIONAL & CONTRACTUAL	UPEA ENGINEER & ARCHITECTS	CIP DEVELOPMENT	10/14/20	825.00	44600
582-583-801.000	PROFESSIONAL & CONTRACTUAL	MECA	2021 SAFETY DUES	12/01/20	285.00	
582-583-801.000	PROFESSIONAL AND CONTRACTUAL	RANGE TELECOMMUNICATIONS	MISSDIGS	10/01/20	14.52	
582-583-801.000	PROFESSIONAL AND CONTRACTUAL	FAIR, ALMA	OFFICE CLEANING	10/23/20	100.00	
582-583-850.000	TELEPHONE	VERIZON	ACCOUNT NUMBER 942077532-00001 FAX	10/07/20	5.79	44619
582-583-850.000	906-291-1627 W/L	VERIZON	ACCOUNT NUMBER 942077532-00003 DESK	10/07/20	13.94	44619
582-583-850.000	906-293-8531	VERIZON	ACCOUNT NUMBER 942077532-00003 DESK	10/07/20	13.38	44619
582-583-850.000	906-291-1625 FINANCE	VERIZON	ACCOUNT NUMBER 942077532-00003 DESK	10/07/20	6.97	44619
582-583-850.000	906-293-3433 GENRAL	VERIZON	ACCOUNT NUMBER 942077532-00003 DESK	10/07/20	6.97	44619
582-583-850.000	906-293-5681 W/L CLERK 40%	VERIZON	ACCOUNT NUMBER 942077532-00003 DESK	10/07/20	10.70	44619
582-583-850.000	906-291-1223	VERIZON	ACCOUNT NUMBER 942077532-00003 DESK	10/07/20	6.97	44619
582-583-850.000	906-291-1621	VERIZON	ACCOUNT NUMBER 942077532-00003 DESK	10/07/20	6.97	44619
582-583-850.000	906-291-1622 H.R.	VERIZON	ACCOUNT NUMBER 942077532-00003 DESK	10/07/20	6.97	44619
582-583-850.000	906-291-0055 HR	VERIZON	ACCOUNT NUMBER 942077532-00002 - CELL	10/07/20	10.42	44619
582-583-850.000	906-291-0608 LINEMAN	VERIZON	ACCOUNT NUMBER 942077532-00002 - CELL	10/07/20	20.84	44619
582-583-850.000	906-450-0919 LINEMAN	VERIZON	ACCOUNT NUMBER 942077532-00002 - CELL	10/07/20	21.47	44619
582-583-850.000	906-291-0136 MECHANIC	VERIZON	ACCOUNT NUMBER 942077532-00002 - CELL	10/07/20	20.84	44619
582-583-850.000	TELEPHONE	AT&T	WATER/LIGHT PHONE	10/08/20	47.12	44605
582-583-850.000	JAMADOTS INTERNET	HTC-HIAWATHA TELEPHONE CO	ACCT 00042108-7	10/27/20	19.99	
582-583-850.000	JAMADOTS - FIBER-OPTICS	HTC-HIAWATHA TELEPHONE CO	ACCT 00042364-7	10/27/20	17.50	
582-583-851.000	POSTAGE	UNITED STATES POST OFFICE	STAMPS	09/17/20	14.05	44618
582-583-900.000	PUBLISHING & PRINTING - BRUSH REMOV	NEWBERRY NEWS INC	BRUSH REMOVAL BID /HELP WANTED ADS/MINUTES	09/30/20	24.00	44583
582-583-900.000	PRINTING AND PUBLISHING	ARISTA INFORMATION SYSTEMS INC	UB BILLIG	09/30/20	235.96	44604

Water and Light Payables
September 5, 2020 to October 9, 2020

GL Number	Inv. Line Desc	Vendor	Invoice Desc.	Due Date	Amount	Check #
582-583-900.000	WATER LIGHT BOARD OPENING	NEWBERRY NEWS INC	PUBLICATIONS	10/30/20	18.00	
582-583-915.000	MEMBERSHIPS & SUBSCRIPTIONS	ZOOM	OCTOBER ZOOM MEETINGS	10/01/20	27.62	
582-583-921.000	HEAT	SEMCOENERGY GAS COMPANY	GENERATION BUILDING NATURAL GAS 237.500	09/24/20	15.00	44588
582-583-921.000	HEAT	SEMCOENERGY GAS COMPANY	WATER LIGHT BUILDING NATURAL GAS 238.500	09/24/20	7.50	44588
582-583-932.000	VEHICLES REPAIRS & MAINTENANCE	J. HANDRICH & SONS	2004 EXHAUST LEAK	10/15/20	175.90	44629
582-583-991.000	PRINCIPAL NOTES PAYABLE 2002	US BANK OPERATIONS CENTER	LIMITED TAX GENERAL OBLIGATION IMPR. BONDS DTD	11/02/20	60,000.00	
582-583-991.100	PRINCIPAL NOTES PAYABLE 2003	US BANK OPERATIONS CENTER	LGLP 2003B REVENUE SHARING	10/26/20	60,000.00	
582-583-991.200	NOTES PAYABLE 2005	US BANK OPERATIONS CENTER	ELECTRIC UTILITY SYSTER REVENUE BDS DTD 10-1-05 BI	11/03/20	90,000.00	
582-583-991.200	NOTES PAYABLE 2005	US BANK OPERATIONS CENTER	ELECTRIC UTILITY SYSTER REVENUE BDS DTD 10-1-05 BI	11/03/20	2,025.00	
582-583-992.000	INTEREST NOTE PAYABLE 2002	US BANK OPERATIONS CENTER	LIMITED TAX GENERAL OBLIGATION IMPR. BONDS DTD	11/02/20	4,845.00	
582-583-992.100	INTEREST NOTE PAYABLE 2003	US BANK OPERATIONS CENTER	LGLP 2003B REVENUE SHARING	10/26/20	6,712.50	
			Total For Dept 583 GENERAL EXPENSES		226,261.61	
Dept 584 ELECTRIC GENERATION						
582-584-801.000	PROFESSIONAL & CONTRACTUAL	MECA	2021 SAFETY DUES	12/01/20	1,567.50	
582-584-929.000	REPAIRS & MAINTENANCE	DD SLING & SUPPLY	EYE NYLON SLING	09/25/20	157.80	
			Total For Dept 584 ELECTRIC GENERATION		1,725.30	
Dept 585 BUILDING MAINTENANCE						
582-585-801.000	PROFESSIONAL AND CONTRACTUAL	MECA	2021 SAFETY DUES	12/01/20	10,402.50	
			Total For Dept 585 BUILDING MAINTENANCE		10,402.50	
Dept 586 PURCHASED POWER						
582-586-801.000	PROFESSIONAL AND CONTRACTUAL	MICHIGAN PUBLIC POWER AGENCY	VOLUNTARY GREEN PRICING/RENEWABLE PORTFOLIO	09/25/20	71.13	15
582-586-801.000	PROFESSIONAL AND CONTRACTUAL	MECA	2021 SAFETY DUES	12/01/20	997.50	
582-586-926.000	PURCHASED POWER	CMS ENERGY RESOURCE MGT	CAPACITY	09/21/20	61,035.55	44595
582-586-926.000	PURCHASED POWER	CLOVERLAND ELECTRIC CO-OP	MONTHLY POWER BILL - SEPTEMBER	10/26/20	5,224.79	
582-586-926.000	PURCHASED POWER	CMS ENERGY RESOURCE MGT	CAPACITY	10/20/20	53,873.41	
582-586-926.100	ATC TRANSMISSION MONTHLY INV	AMERICAN TRANSMISSION COMPANY	PURCHASED POWER - CAPACITY	10/08/20	12,869.62	
			Total For Dept 586 PURCHASED POWER		134,072.00	
Dept 587 ENERGY OPTIMIZATION						
582-587-801.000	PROFESSIONAL & CONTRACTUAL	MECA	MONTHLY INCENTIVES	10/01/20	1,715.60	44622
			Total For Dept 587 ENERGY OPTIMIZATION		1,715.60	
			Total For Fund 582 Electric Fund		375,208.88	

Water and Light Payables
September 5, 2020 to October 9, 2020

Page 3 of 4

GL Number	Inv. Line Desc	Vendor	Invoice Desc.	Due Date	Amount	Check #
Fund 591 Water Fund						
Dept 536 WATER SYSTEM						
591-536-718.000	MEDICAL SCREENING - PRE EMPLOY	UPPER PENINSULA IMAGING PC	PRE-EMPLOYMENT XRAY	10/10/20	32.50	44624
591-536-718.000	MEDICAL SCREENING - PRE EMPLOY	HELEN NEWBERRY JOY HOSPITAL	PRE-EMPLOYMENT	10/30/20	65.00	
591-536-718.000	MEDICAL SCREENING - PRE EMPLOY	FIRST ADVANTAGE LNS OCC HEALTH	PRE-EMPLOYMENT TESTING	10/30/20	21.42	
591-536-718.000	MEDICAL SCREENING - PRE EMPLOY	HELEN NEWBERRY JOY HOSPITAL	PRE-EMPLOYMENT LAB/XRAY	10/15/20	161.75	
591-536-719.000	HOSPITALIZATION	44 NORTH	COBRA RETIREES	10/21/20	2.70	44611
591-536-726.000	LIFE INSURANCE	STANDARD, THE	LIFE INS	10/01/20	80.77	44617
591-536-752.000	OFFICE SUPPLIES	NATIONAL OFFICE PRODUCTS	PAPER	10/10/20	9.87	
591-536-752.100	OPERATING SUPPLIES	FAMILY DOLLAR	ICE CHEST-SHIPPING WATER SAMPLES	09/14/20	2.65	44590
591-536-752.100	OPERATING SUPPLIES	HAWKINS INC	AZONE 15	10/17/20	216.09	44621
591-536-752.100	OPERATING SUPPLIES	AMAZON CAPITAL SERVICES	FIRST AID SUPPLIES	08/20/20	43.66	44603
591-536-752.100	OPERATING SUPPLIES	RAHILLY IGA	WATER	10/10/20	3.99	
591-536-759.000	GAS, OIL & GREASE - WATER	WEX BANK - SPEEDWAY UNIVERSAL	GAS/FUEL	09/22/20	43.30	44592
591-536-759.000	GAS, OIL & GREASE - WATER	WEX BANK - SPEEDWAY UNIVERSAL	GAS/FUEL	10/22/20	84.05	
591-536-767.000	UNIFORMS	AMAZON CAPITAL SERVICES	HARD HATS	10/23/20	21.48	44603
591-536-767.000	UNIFORMS	AMAZON CAPITAL SERVICES	WATERPROOF RAIN JACKETS/ERASERS/SWEATSHIRT/TI	11/04/20	24.46	
591-536-801.000	PROFESSIONAL & CONTRACTUAL	RANGE TELECOMMUNICATIONS	PAGER SERVICE	09/10/20	144.00	44587
591-536-801.000	PROFESSIONAL & CONTRACTUAL SER	SAULT STE MARIE CITY HALL	MONTHLY WATER SAMPLES	10/04/20	54.00	44597
591-536-801.000	PROFESSIONAL & CONTRACTUAL	UPEA ENGINEER & ARCHITECTS	CIP DEVELOPMENT	10/14/20	825.00	44600
591-536-801.000	PROFESSIONAL & CONTRACTUAL	STATE OF MICHIGAN- EGLE	WATER TESTING	10/09/20	364.00	44623
591-536-801.000	PROFESSIONAL & CONTRACTUAL	STATE OF MICHIGAN- EGLE	WATER TESTING	10/09/20	26.00	44623
591-536-801.000	PROFESSIONAL & CONTRACTUAL SER	RANGE TELECOMMUNICATIONS	MISSDIGS	10/01/20	14.52	
591-536-801.000	PROFESSIONAL & CONTRACTUAL SER	FAIR, ALMA	OFFICE CLEANING	10/23/20	100.00	
591-536-850.000	FAX	VERIZON	ACCOUNT NUMBER 942077532-00001 FAX	10/07/20	5.80	44619
591-536-850.000	906-293-5681 W/L CLERK 40%	VERIZON	ACCOUNT NUMBER 942077532-00003 DESK	10/07/20	10.70	44619
591-536-850.000	906-293-3433 GENERAL	VERIZON	ACCOUNT NUMBER 942077532-00003 DESK	10/07/20	6.97	44619
591-536-850.000	906-291-1625 FINANCE	VERIZON	ACCOUNT NUMBER 942077532-00003 DESK	10/07/20	6.97	44619
591-536-850.000	906-291-1627 W/L	VERIZON	ACCOUNT NUMBER 942077532-00003 DESK	10/07/20	13.94	44619
591-536-850.000	906-291-1622 H.R.	VERIZON	ACCOUNT NUMBER 942077532-00003 DESK	10/07/20	6.97	44619
591-536-850.000	906-291-1621	VERIZON	ACCOUNT NUMBER 942077532-00003 DESK	10/07/20	6.97	44619
591-536-850.000	906-291-1223	VERIZON	ACCOUNT NUMBER 942077532-00003 DESK	10/07/20	6.97	44619
591-536-850.000	906-450-0919 LINEMAN	VERIZON	ACCOUNT NUMBER 942077532-00002 - CELL	10/07/20	21.47	44619
591-536-850.000	906-291-0608 LINEMAN	VERIZON	ACCOUNT NUMBER 942077532-00002 - CELL	10/07/20	20.84	44619
591-536-850.000	906-291-0055 HR	VERIZON	ACCOUNT NUMBER 942077532-00002 - CELL	10/07/20	10.42	44619
591-536-850.000	TELEPHONE	AT&T	WATER/LIGHT PHONE	10/08/20	47.13	44605
591-536-850.000	TELEPHONE	HTC-HIAWATHA TELEPHONE CO	ACCT 00042108-7	10/27/20	19.99	
591-536-850.000	JAMADOTS FIBER- OPTICS	HTC-HIAWATHA TELEPHONE CO	ACCT 00042364-7	10/27/20	17.50	

Water and Light Payables
September 5, 2020 to October 9, 2020

GL Number	Inv. Line Desc	Vendor	Invoice Desc.	Due Date	Amount	Check #
591-536-851.000	POSTAGE	FOSTER HARDWARE	LEAD/COPPER WATER SHIPPING	10/10/20	29.10	44577
591-536-851.000	POSTAGE	FOSTER HARDWARE	FRIEGHT	10/10/20	199.47	44610
591-536-851.000	POSTAGE	UNITED STATES POST OFFICE	STAMPS	09/17/20	14.05	44618
591-536-851.000	POSTAGE	UNITED STATES POST OFFICE	MAILING WATER SAMPLES	08/31/20	35.70	
591-536-900.000	PUBLISHING & PRINTING	ARISTA INFORMATION SYSTEMS INC	UB BILLIG	09/30/20	133.10	44604
591-536-900.000	WATER LIGHT BOARD OPENING	NEWBERRY NEWS INC	PUBLICATIONS	10/30/20	18.00	
591-536-910.000	PROFESSIONAL DEVELOPMENT	STATE OF MICHIGAN	MATH WATER OPERATORS	08/28/20	80.00	44590
591-536-913.000	TRAVEL	BAYNTON, MICHELLE	WATER SAMPLES TO SOO	10/10/20	77.05	44628
591-536-915.000	MEMBERSHIPS & SUBSCRIPTIONS	ZOOM	OCTOBER ZOOM MEETINGS	10/01/20	27.62	
591-536-921.000	HEAT	SEMCOENERGY GAS COMPANY	WATER LIGHT BUILDING NATURAL GAS 238.500	09/24/20	7.50	44588
591-536-929.000	REPAIRS & MAINTENANCE	HAWKINS INC	BALL VALVE/ MAIN	10/17/20	127.29	44621
591-536-929.000	REPAIRS & MAINTENANCE	ETNA SUPPLY COMPANY	MJ BOLT & GASKET SET	10/30/20	183.90	
591-536-932.000	VEHICLES REPAIRS & MAINTENANCE	J. HANDRICH & SONS	2004 EXHAUST LEAK	10/15/20	175.90	44629
591-536-991.400	PRINCIPAL 2014 WATER BOND	UNITED STATES OF AMERICA	LOAN #91-05	11/01/20	112,000.00	
591-536-992.400	INTEREST 2014 WATER BOND	UNITED STATES OF AMERICA	LOAN #91-05	11/01/20	60,955.62	
			Total For Dept 536 WATER SYSTEM		176,608.15	
			Total For Fund 591 Water Fund		176,608.15	
		Fund Totals:				
			Fund 582 Electric Fund		375,208.88	
			Fund 591 Water Fund		176,608.15	
			Total For All Funds:		551,817.03	

First National Bank

Main Office:

P.O. Box 187 * 132 North State Street
St. Ignace, Michigan 49781
Voice: 906-643-6800 Fax: 906-643-6808

Les Cheneaux Branch

P.O. Box 177 - 192 S Meridian St.
Cedarville, MI 49719 * 906-484-2262

West Mackinac Branch

P.O. Box 142 - W11635 West U.S. 2
Naubinway, MI 49762 * 906-477-6263

Mackinac Island Branch

P.O. Box 534 - 534 Market St.
Mackinac Island, MI 49757 * 906-847-373

Newberry Branch

P.O. Box 466 - 1014 S. Newberry Ave.
Newberry, MI 49868 * 906-293-5160

1702666

NEWBERRY WATER & LIGHT BOARD
NEWBERRY SAVE THE BELLS
307 E MCMILLAN AVE
NEWBERRY MI 49868

Date 9/30/20 Page 1 of 1
ACCOUNT NUMBER [REDACTED]


Mortgage rates are low! Contact one of our loan officers to see if a refinance makes sense for you. It's also a great time to buy a new home. Apply online at www.fnbsi.com. It's as easy as 1-2-3!!!

MUNICIPAL MONEY MARKET			2
ACCOUNT NUMBER	7703432	Statement Dates	9/01/20 thru 9/30/20
PREVIOUS BALANCE	13,959.21	DAYS IN STATEMENT PERIOD	30
2 CREDITS TOTALING	314.17	AVERAGE LEDGER BAL	14,057
DEBITS TOTALING	.00	AVERAGE COLLECTED BAL	14,057
SERVICE CHARGE AMOUNT	.00	Interest Earned	4.62
INTEREST PAID	4.62	Annual Percentage Yield Earned	0.40%
CURRENT STMT BALANCE	14,278.00	2020 Interest Paid	43.47

DEPOSITS AND OTHER CREDITS.....		
DATE	DESCRIPTION	AMOUNT
9/15	DDA REGULAR DEPOSIT	175.80
9/30	DDA REGULAR DEPOSIT	138.37
9/30	INTEREST PAID 30 DAYS	4.62

DAILY BALANCE SUMMARY.....					
DATE.....	BALANCE	DATE.....	BALANCE	DATE.....	BALANCE
9/01	13,959.21	9/15	14,135.01	9/30	14,278.00

INTEREST RATE SUMMARY.....	
DATE.....	INTEREST RATE
8/31	.40%



VILLAGE OF NEWBERRY



302 East McMillan Avenue, Newberry, MI 49868 Phone: 906-293-3433 Fax: 906-293-8890

Newberry Water and Light Dept.

Dan Kucinkas Water and Light Supt.

September 2020

- ✓ Lead/Copper water testing
- ✓ Monthly Water Testing
- ✓ Red Tags
- ✓ Disconnects/Reconnects
- ✓ Meter Reading Commercial/High Users
- ✓ Collecting Water Meter Sizes
- ✓ Daily Well Inspections
- ✓ Substation Oil Testing
- ✓ Seasonal On/Off
- ✓ Inspecting Water Valve Leak
(Scheduled Repair E Truman and Vulcan)
- ✓ Water Testing at Wells
- ✓ Outages From Squirrels (Ordered Animal Guards)
- ✓ Call Out Vehicle Hit Light Pole
- ✓ Ordered Replacement Parts For Light (Billed Customer)
- ✓ Interviewed Potential Lineman
- ✓ Call Out Broken Switch
- ✓ Multiple Miss Digs
- ✓ Replace 1" Water Meter At Ice Rink

Anyone who thinks fallen leaves are dead has never watched them
dancing on a windy day.

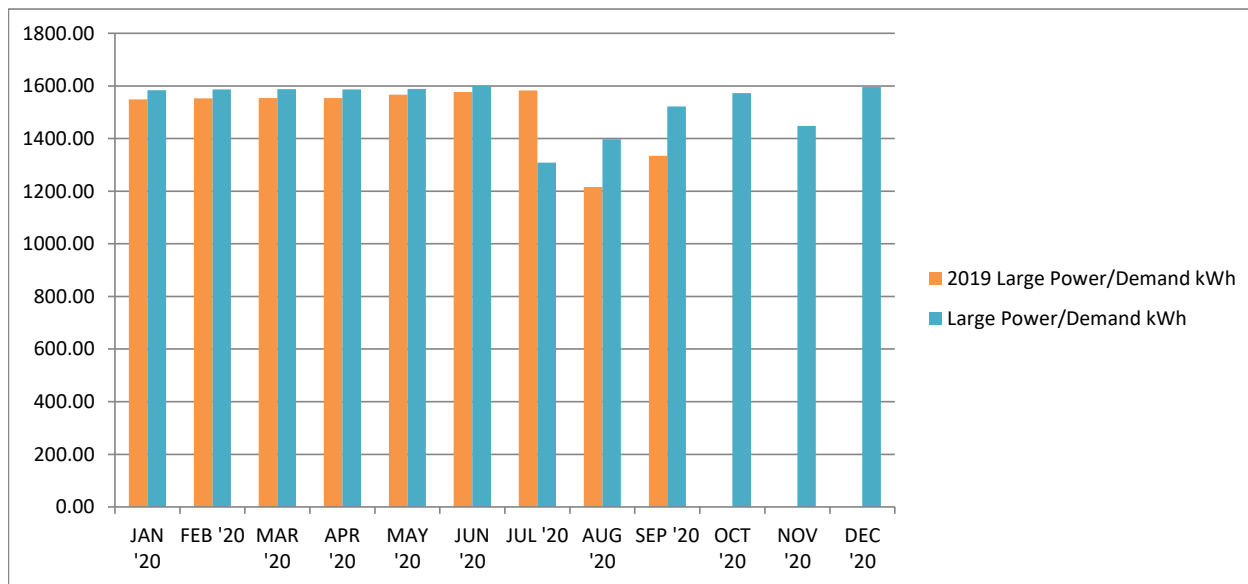
2020 - ELECTRIC CONSUMPTION / BILLING																
2020	RESIDENTIAL					COMMERCIAL				LARGE POWER				DEMAND		
	ER KW	METERS	ER FUEL ADJ	EO BASE	ER AMT BILLED	EC KW	METERS	EC FUEL ADJ	EC AMT BILLED	LG KW	METERS	LG AMT BILLED	FUEL ADJ	DEMAND KW	METERS	DEMAND AMT BILLED
JAN	832976.00	1182	\$ 15,040.05	\$ 1,183.66	\$ 86,658.08	286253.00	214	\$ 5,159.08	\$ 33,347.17	525822.00	15	\$ 27,730.45	\$ 9,714.22	1549.00	13	\$ 14,255.40
FEB	671768.00	1182	\$ 9,439.81	\$ 953.03	\$ 69,743.65	263045.00	212	\$ 3,679.42	\$ 30,564.96	499799.00	15	\$ 26,341.99	\$ 7,155.99	1553.00	13	\$ 14,255.40
MAR	732342.00	1184	\$ 10,287.87	\$ 1,034.94	\$ 75,759.70	276837.00	211	\$ 3,856.63	\$ 32,053.12	471974.00	15	\$ 24,885.64	\$ 6,853.49	1554.00	13	\$ 14,255.40
APR	623176.00	1183	\$ 8,752.78	\$ 884.07	\$ 64,763.90	242918.00	211	\$ 3,408.05	\$ 28,388.25	514206.00	15	\$ 27,091.55	\$ 7,320.22	1554.00	13	\$ 14,255.40
MAY	615003.00	1182	\$ 8,705.11	\$ 879.39	\$ 64,404.82	243855.00	211	\$ 3,418.81	\$ 28,417.00	599401.00	15	\$ 31,590.18	\$ 8,520.81	1567.00	13	\$ 14,353.80
JUN	474513.00	1180	\$ 6,709.13	\$ 679.22	\$ 49,683.92	196976.00	210	\$ 2,767.67	\$ 22,919.67	288296.00	15	\$ 15,224.19	\$ 4,129.27	1577.00	13	\$ 14,353.80
JUL	629224.00	1186	\$ 7,660.50	\$ 900.70	\$ 65,890.92	269733.00	211	\$ 3,264.54	\$ 31,475.34	779018.00	15	\$ 41,026.29	\$ 9,502.07	1583.00	13	\$ 14,360.76
AUG	622357.00	1183	\$ 7,570.92	\$ 890.60	\$ 65,174.60	317816.00	212	\$ 3,845.86	\$ 37,193.82	446385.00	15	\$ 23,468.70	\$ 5,424.25	1216.00	13	\$ 12,050.39
SEPT	607408.00	1185	\$ 7,387.49	\$ 869.22	\$ 63,609.74	261178.00	211	\$ 3,164.07	\$ 30,513.32	487612.00	15	\$ 25,752.09	\$ 5,988.60	1334.00	13	\$ 12,552.76
OCT																
NOV																
DEC																
TOTAL	5808767.00	10647.00	\$ 81,553.66	\$ 8274.83	\$ 605,689.33	2358611.00	1903.00	\$ 32,564.13	\$ 274,872.65	4612513.00	135.00	\$ 243,111.08	\$ 64,608.92	13487.00	117.00	\$ 124,693.11
AVG	645418.5556	1183	9061.517778	919.4255556	67298.81444	262067.8889	211.4444	3618.236667	30541.40556	512501.4444	15	27012.34222	7178.768889	1498.556	13	13854.79

TOTAL Kwh 12793.38
AVERAGE MET 1422.444444

Water & Light

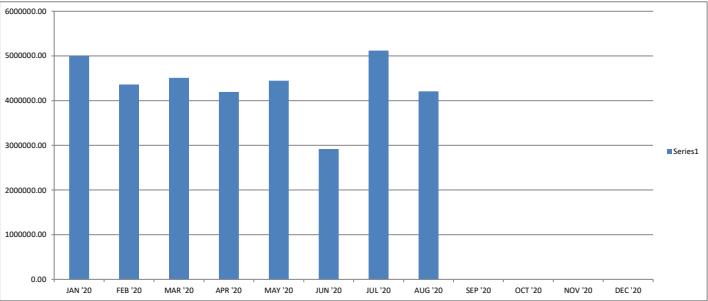
Electric Demand Report Large Power/Industrial 2020

MONTH:	LG POWER/INDUSTRIAL	BILLED AMOUNT
DEC'19	1531.00	\$ 14,113.58
JAN '20	1549.00	\$ 14,255.40
FEB '20	1553.00	\$ 14,255.40
MAR '20	1554.00	\$ 14,255.40
APR '20	1554.00	\$ 14,255.40
MAY '20	1567.00	\$ 14,353.80
JUN '20	1577.00	\$ 14,353.80
JUL '20	1583.00	\$ 14,360.76
AUG '20	1216.00	\$ 12,050.39
SEP '20	1334.00	\$ 12,552.76
OCT '20		
NOV '20		
DEC '20		



Water & Light
Billed Electric kWh Report - 2020

MONTH:	RES/COM kWh	DEM. BILLED	RES/COM BILL	CONSUMER'S	MPPA	MISO	ATC	CEC-HYDRO	2020 PAID	2019 PAID	2018 PAID	2017 PAID	2016 PAID	2015 PD:	SAVED: (2019 vs 2020)
JAN '20	5001078.00	\$ 14,255.40	\$ 213,742.93	\$ 74,925.21	\$ 128.86	\$ 3,397.92	\$ 12,492.20	\$ 5,059.90	\$ 96,004.09	\$ 109,949.71	\$ 129,527.53	\$ 120,334.74	\$ 103,229.84	\$ 146,688.48	\$ 13,945.62
FEB '20	4360984.00	\$ 14,255.40	\$ 182,297.63	\$ 67,805.03	\$ 217.50	\$ 2,980.07	\$ 12,246.20	\$ 5,150.71	\$ 89,399.51	\$ 101,672.04	\$ 119,847.55	\$ 111,398.64	\$ 102,655.98	\$ 168,324.53	\$ 13,272.53
MAR '20	4510231.00	\$ 14,255.40	\$ 189,774.87	\$ 66,910.13	\$ 60.89	\$ 2,907.79	\$ 12,492.20	\$ 5,085.13	\$ 87,456.14	\$ 99,435.07	\$ 62,464.90	\$ 114,411.84	\$ 130,780.97	\$ 135,195.29	\$ 11,978.93
APR '20	4193128.00	\$ 14,255.40	\$ 174,825.40	\$ 58,577.85	\$ 53.93	\$ 2,727.70	\$ 12,492.20	\$ 5,084.80	\$ 78,936.48	\$ 95,210.19	\$ 106,956.15	\$ 106,494.00	\$ 98,765.91	\$ 114,707.13	\$ 16,273.71
MAY '20	4446739.00	\$ 14,353.80	\$ 180,546.59	\$ 54,218.57	\$ 20.33	\$ 2,558.83	\$ 12,492.20	\$ 5,344.35	\$ 74,634.28	\$ 84,813.79	\$ 99,338.04	\$ 98,979.16	\$ 121,856.40	\$ 145,099.13	\$ 10,179.51
JUN '20	2917397.00	\$ 14,353.80	\$ 135,118.10	\$ 54,320.08	\$ 106.23	\$ 3,119.14	\$ 12,492.20	\$ 5,391.10	\$ 75,428.75	\$ 75,983.75	\$ 82,250.55	\$ 103,696.18	\$ 106,919.67	\$ 121,802.87	\$ 555.00
JUL '20	5118965.00	\$ 14,360.76	\$ 195,267.73	\$ 66,425.83	\$ 198.81	\$ 3,114.48	\$ 12,557.62	\$ 5,424.34	\$ 87,721.08	\$ 85,289.65	\$ 90,756.59	\$ 102,915.90	\$ 60,546.96	\$ 74,453.89	\$ (2,431.43)
AUG '20	4208646.00	\$ 12,050.39	\$ 174,980.62	\$ 61,035.55	\$ 71.13	\$ 2,270.79	\$ 11,295.94	\$ 5,352.63	\$ 80,026.04	\$ 80,431.43	\$ 115,480.83	\$ 102,013.56	\$ 118,956.76	\$ 55,814.19	\$ 405.39
SEP '20									\$ -	\$ 79,439.06	\$ 85,710.61	\$ 98,627.29	\$ 115,892.05	\$ 93,525.67	
OCT '20									\$ -	\$ 75,035.13	\$ 84,092.82	\$ 97,767.67	\$ 107,256.72	\$ 122,946.54	
NOV '20									\$ -	\$ 94,303.42	\$ 95,811.47	\$ 114,041.05	\$ 103,927.00	\$ 64,483.12	
DEC '20									\$ -	\$ 94,672.40	\$ 102,589.66	\$ 123,757.90	\$ 118,349.60	\$ 157,862.67	
	34757168.00	\$ 112,140.35	\$ 1,446,553.87	\$ 504,218.25	\$ 857.68	\$ 23,076.72	\$ 98,560.76	\$ 41,892.96	\$ 668,606.37	\$ 981,563.24	\$ 1,072,237.04	\$ 1,294,437.93	\$ 1,288,637.86	\$ 1,400,903.51	\$ 64,179.26

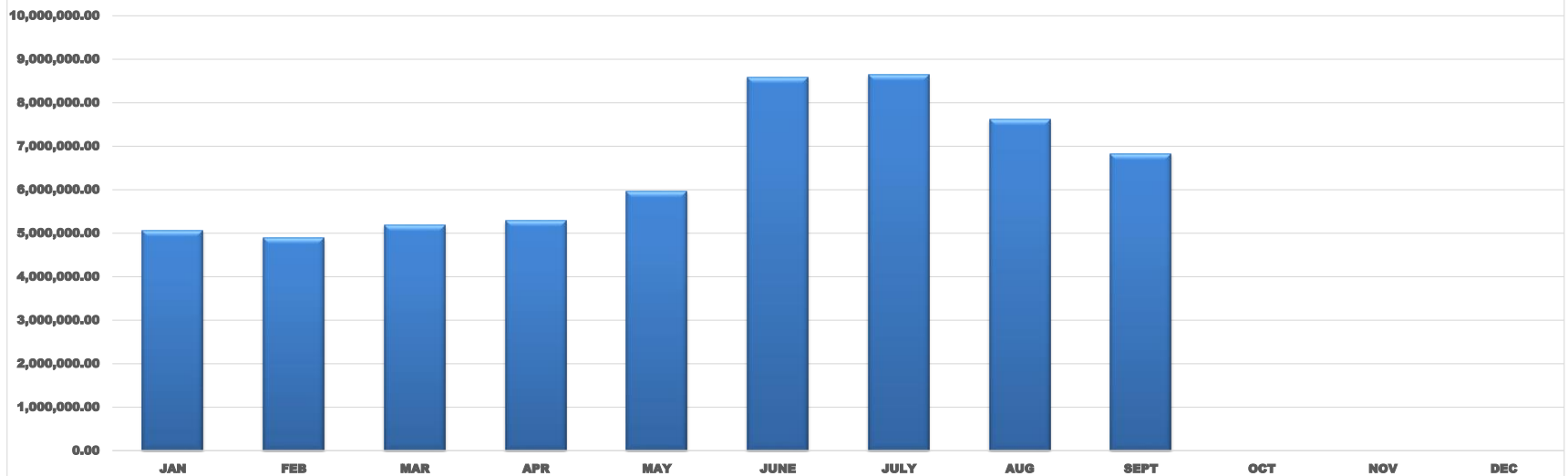


17189.48

Water & Light

Water Pumpage Report - 2020

MONTH	Recorded Gallons Pumped 1st -30th/31st month	Billed Water Amounts (16th to 15th of the month prior)	Actual Revenue Received 1st - 30th of the month (billed from month prior)	Billed Reu's (16th to 15th of the month prior)	Gallons Billed (16th to 15th of the month prior)	Difference between gallons pumped and gallons billed	Monthly Revenue Goal	% OF GOAL	Difference between Revenue Collected and Monthly Revenue Goal
JAN'20	5,067,600.00	\$ 72,044.51	\$ 73,927.05	964.20	2,892,600.00	2,175,000.00	\$ 78,333.33	94.4%	-\$4,406.28
FEB'20	4,892,700.00	\$ 72,381.29	\$ 75,883.83	970.20	2,910,600.00	1,982,100.00	\$ 78,333.33	96.9%	-\$2,449.50
MAR '20	5,182,500.00	\$ 72,737.32	\$ 75,633.15	973.90	2,921,700.00	2,260,800.00	\$ 78,333.33	96.6%	-\$2,700.18
APR '20	5,290,400.00	\$ 73,081.21	\$ 75,520.91	976.90	2,930,700.00	2,359,700.00	\$ 78,333.33	96.4%	-\$2,812.42
MAY '20	5,960,800.00	\$ 73,748.50	\$ 69,135.57	990.20	2,970,600.00	2,990,200.00	\$ 78,333.33	88.3%	-\$9,197.76
JUNE'20	8,593,000.00	\$ 74,658.63	\$ 77,251.78	1,002.90	3,008,700.00	5,584,300.00	\$ 78,333.33	98.6%	-\$1,081.55
JULY '20	8,646,200.00	\$ 75,347.50	\$ 76,670.27	1,004.63	3,013,890.00	5,632,310.00	\$ 78,333.33	97.9%	-\$1,663.06
AUG '20	7,621,300.00	\$ 75,946.28	\$ 76,989.51	1,012.62	3,037,860.00	4,583,440.00	\$ 78,333.33	98.3%	-\$1,343.82
SEPT '20	6,829,000.00	\$ 76,136.84	\$ 78,867.08	1,015.16	3,045,480.00	3,783,520.00	\$ 78,333.33	100.7%	\$533.75
OCT '20					-	-	\$ 78,333.33	0.0%	
NOV '20					-	-	\$ 78,333.33	0.0%	
DEC '20					-	-	\$ 78,333.33	0.0%	
	Total Gallons Pumped 58,083,500.00	Total Billed Amounts \$ 666,082.08	Total Actual Revenue \$ 679,879.15	Billed REU's \$ 8,910.71	Gallons Billed \$ 26,732,130.00	31,351,370.00	Revenue Goal \$ 939,999.96	% OF GOAL 72%	Total -\$22,647.69



**Interim Village Manager & DHRCE
Update Report for Water & Light Meeting
As of October 9, 2020**

A. 2018 Audit update

- a. Audit will be presented to council at the October 20 council meeting

B. 2019 Audit update

- a. Delay occurred due to issue in BS&A. Anticipate that issue will be resolved by the end of next week.

C. New Lineman

- a. Kevin Eiseler (20 year) lineman will start work November 2

D. Water Testing

- a. Lead/Copper testing is complete for the 3-year period. Results came back within normal ranges.

E. Generator

- a. Working with Fairbanks to schedule crew to come evaluate the engine block. Estimate of work and cost to ship out materials is approximately \$140,000
- b. Expense for first visit from mechanics has been sent to MMRMA for payment

F. Limbing Work RFP

- a. Attorney review of contract is complete working to finalize contract with Trees.LLC.

VILLAGE OF NEWBERRY



302 East McMillan Avenue, Newberry, MI 49868 Phone: 906-293-3433 Fax: 906-293-8890

TO: Village of Newberry Resident
FROM: Dan Kucinskis, Water and Light Superintendent
SUBJECT: **NOTIFICATION OF WATER OUTAGE/ BOIL WATER NOTICE**
DATE: October 5, 2020

This memo serves as official notice of an upcoming Water Outage/ Boil Water Notice.

What is being done?

On Monday, October 12, 2020 at 8:00 a.m. water will be turned off at the main to allow for the changing of a water valve at the intersection of East Truman and Vulcan Street. Expect water to be off for 8 to 72 hours. Please plan in advance.

When does the outage begin?

Monday, October 12, 2020 at 8:00 a.m.

When does the outage end?

Water could be off for up to 72 hours.

Who is affected?

Addresses affected are 401 East John to 418 East John and 401 East Truman to 427 East Truman.

When does the boil water notice begin?

After the valve is in place and the water is turned back on.

What is a boil water notice?

When water mains lose pressure, it increases the chance that untreated water and harmful microbes can enter your water. This requires boiling water until testing comes back clear.

Do I have to boil all the water I need to use?

Water for consumption or cooking should be boiled for at least 15 minutes. Bathing and washing clothes should not cause any problems.

How long will the boil water notice be in place?

A boil water notice will be in effect until two (2) consecutive 24-hour tests come back clear. The boil water notice will be in effect for as little as 48 hours after the first water sample is taken but may take longer.

How will I know when the boil notice is lifted?

Lift notices will be hand delivered to the affected addresses.

What can I do to help clear my water lines?

Flushing a hose bib outside your home after flow is re-established, till clear, will aid in the clearing of your household lines.

Whom do I call with questions?

Questions should be directed to 906-293-5681.

We apologize for any inconvenience this may cause you.

BUDGET REPORT FOR NEWBERRY VILLAGE
 Fund: 591 Water Fund
 Calculations as of 12/31/2020

GL NUMBER	DESCRIPTION	2018 AMENDED BUDGET	2019 AMENDED BUDGET	2020 ORIGINAL BUDGET	2020 AMENDED BUDGET	2020 THRU 12/31/20	2020 ACTIVITY	2020 PROJECTED ACTIVITY
ESTIMATED REVENUES								
Dept 000								
591-000-551.000	STATE GRANT - MDARD		9,905					
591-000-645.000	WATER SALES	937,606	928,000	940,000	940,000	681,131	914,000	
591-000-645.200	SERVICE FEES - WATER	450		500	500	26	200	
591-000-645.500	WATER- PENALTIES & LATE FEES	12,429	10,500	11,000	11,000	2,485	6,000	
591-000-665.000	INTEREST EARNED	1,309	2,200	2,000	2,000	1,678	2,000	
Totals for dept 000 -		951,794	950,605	953,500	953,500	685,320	922,200	
TOTAL ESTIMATED REVENUES		951,794	950,605	953,500	953,500	685,320	922,200	

Calculations as of 12/31/2020

APPROPRIATIONS								
GL NUMBER	DESCRIPTION	2018 AMENDED BUDGET	2019 AMENDED BUDGET	2020 ORIGINAL BUDGET	2020 AMENDED BUDGET	2020 THRU 12/31/20	2020 ACTIVITY	2020 PROJECTED ACTIVITY
Dept 536 - WATER SYSTEM								
591-536-702.000	WAGES	115,539	116,000	145,440	145,440		46,674	70,000
591-536-703.000	SALARIES	13,486	44,000	70,000	70,000		37,113	50,000
591-536-704.100	COMPENSATION-ELECTED	2,850	2,000	2,200	2,200		1,612	2,200
591-536-705.000	VACATION PAY	11,052	18,000	14,000	14,000		4,265	7,000
591-536-706.000	HOLIDAY PAY	6,000	9,000	7,500	7,500		4,045	7,500
591-536-709.000	EMPLOYER'S FICA	14,512	16,300	17,240	17,240		8,098	10,000
591-536-710.000	UNEMPLOYMENT	8,541	3	1,000	1,000			1,000
591-536-712.000	HEALTH INSURANCE BUYOUT	10,000						
591-536-713.000	OVERTIME	5,382	6,000	6,000	6,000		3,355	4,500
591-536-714.000	LONGEVITY	1,000						
591-536-716.000	FUNERAL LEAVE	2,900	834	1,000	1,000		72	500
591-536-717.000	RETIREMENT - MERS - EMPLOYER P	28,532	47,500	44,000	44,000		27,519	44,000
591-536-718.000	MEDICAL SCREENING - PRE EMPLOY						33	100
591-536-719.000	HOSPITALIZATION	43,572	72,000	80,000	80,000		29,548	38,000
591-536-720.000	VISION	415						
591-536-721.000	H S A	10,400	11,681	11,681	11,681		6,035	11,681
591-536-722.000	DENTAL	2,362						
591-536-724.000	SICK PAY	10,228	10,000	10,000	10,000		3,337	6,000
591-536-725.000	WORKERS' COMPENSATION	1,463	4,100	3,800	3,800		2,090	3,800
591-536-726.000	LIFE INSURANCE	299	986	1,500	1,500		837	1,500
591-536-729.000	FINAL PAYOUT	15,000						
591-536-730.000	SETTLEMENT		6,000	2,000	2,000		2,000	2,000
591-536-752.000	OFFICE SUPPLIES	4,000	1,000	1,000	1,000		152	1,000
591-536-752.100	OPERATING SUPPLIES	10,000	11,000	11,000	11,000		6,094	8,000
591-536-752.200	IT SOFTWARE	26,000	4,000	10,000	10,000		2,301	5,000
591-536-753.000	TOOLS & EQUIP UND CAP THRESH	10,000	4,000	5,000	5,000		6	1,000
591-536-759.000	GAS, OIL & GREASE	3,061	3,000	4,000	4,000		1,265	3,000
591-536-767.000	UNIFORMS	1,000	1,600	1,500	1,500		292	1,000
591-536-768.000	CDL LICENSE						3	10
591-536-776.000	BUILDING MAINTENANCE	1,000	1,000	10,000	10,000		18	8,000
591-536-801.000	PROFESSIONAL & CONTRACTUAL	23,260	20,000	15,000	15,000		6,431	27,000
591-536-801.200	LEGAL	8,000	8,000	10,000	10,000		26	4,000
591-536-802.000	COLLECTION EXPENSE	399	100	500	500			500
591-536-804.000	LEASE EXPENSE		1,200	1,200	1,200		202	600
591-536-850.000	TELEPHONE	162	3,000	3,000	3,000		1,952	3,000
591-536-851.000	POSTAGE	1,498	2,200	2,000	2,000		1,529	2,000
591-536-888.000	ADMINISTRATIVE ALLOCATION	88,958						
591-536-900.000	PUBLISHING & PRINTING	3,198	2,200	3,000	3,000		1,477	3,000
591-536-910.000	PROFESSIONAL DEVELOPMENT	1,632	2,100	2,500	2,500		530	1,500
591-536-913.000	TRAVEL	105	600	500	500		213	500
591-536-915.000	MEMBERSHIPS & SUBSCRIPTIONS	993	1,500	2,000	2,000		1,563	2,000
591-536-921.000	HEAT	371	1,600	1,700	1,700		1,103	1,700
591-536-929.000	REPAIRS & MAINTENANCE	5,353	4,000	8,000	8,000		153	3,000
591-536-932.000	VEHICLES REPAIRS & MAINTENANCE	1,476	1,500	2,500	2,500		1,203	2,500
591-536-935.000	PROPERTY LIABILITY INSURANCE	15,000	7,000	12,000	12,000		6,982	12,000
591-536-940.000	EQUIPMENT RENTAL	703	5,000	6,000	6,000		640	3,000
591-536-956.000	MISCELLANEOUS		300	1,500	1,500			1,500
591-536-968.000	DEPRECIATION EXPENSE		283,000					280,000
591-536-968.100	BOND RESERVE	14,745		14,745	14,745			14,745
591-536-971.000	CAPITAL OUTLAY BUILDING		1,345				3,286	7,000
591-536-973.000	CAPITAL OUTLAY	47,384		22,000	22,000		11,525	22,000
591-536-991.100	PRINCIPAL NOTES PAYABLE 2005	35,000		39,000	39,000		39,000	
591-536-991.200	BOND RESERVE 2005	14,600		14,600	14,600			
591-536-991.300	PRINCIPAL 2009 JR WATER BOND	4,000		5,000	5,000		5,000	
591-536-991.400	PRINCIPAL 2014 WATER BOND	107,000		112,000	112,000			

BUDGET REPORT FOR NEWBERRY VILLAGE
 Fund: 591 Water Fund
 Calculations as of 12/31/2020

GL NUMBER	DESCRIPTION	2018 AMENDED BUDGET	2019 AMENDED BUDGET	2020 ORIGINAL BUDGET	2020 AMENDED BUDGET	2020 THRU 12/31/20	2020 ACTIVITY	2022 PROJECTED ACTIVITY
APPROPRIATIONS								
Dept 536 - WATER SYSTEM								
591-536-992.100	INTEREST 2005	81,840	80,396	79,000	79,000	78,870	79,000	79,000
591-536-992.300	INTEREST 2009 JR WATER BOND	11,055	10,890	11,000	11,000	10,684	11,000	11,000
591-536-992.400	INTEREST 2014 WATER BOND	126,470	124,249	122,000	122,000	60,956	122,000	122,000
Totals for dept 536 - WATER SYSTEM		951,796	950,184	950,606	950,606	420,089	904,936	904,936
TOTAL APPROPRIATIONS		951,796	950,184	950,606	950,606	420,089	904,936	904,936
NET OF REVENUES/APPROPRIATIONS - FUND 591		(2)	421	2,894	2,894	265,231	17,264	17,264
BEGINNING FUND BALANCE		2,455,866	2,482,890	2,456,755	2,456,755	2,456,755	2,456,755	2,456,755
ENDING FUND BALANCE		2,455,864	2,483,311	2,459,649	2,459,649	2,721,986	2,474,019	2,474,019

BUDGET REPORT FOR NEWBERRY VILLAGE
 Fund: 582 Electric Fund
 Calculations as of 12/31/2020

GL NUMBER	DESCRIPTION	2018 AMENDED BUDGET	2019 AMENDED BUDGET	2020 ORIGINAL BUDGET	2020 AMENDED BUDGET	2020 ACTIVITY THRU 12/31/20	2020 PROJECTED ACTIVITY
ESTIMATED REVENUES							
Dept 000							
582-000-551.000	STATE GRANT - MDARD		9,905				
582-000-644.000	ELECTRIC SALES	2,120,185	2,088,022	2,200,000	2,200,000	1,497,467	2,000,000
582-000-644.100	MERCURY VAPOR SALES	23,017	22,000	22,000	22,000	16,830	22,000
582-000-644.200	SERVICE FEES-ELECTRIC	43,069	34,000	36,000	36,000	11,000	11,000
582-000-644.300	ENERGY OPTIMIZATION PROGRAM FE	38,316	34,000	38,000	38,000	25,935	36,000
582-000-644.400	CREDIT CARD FEE REVENUE	2,373					
582-000-644.500	ELECTRICITY-PENALTIES & LATE	27,628	18,000	20,000	20,000	7,139	10,000
582-000-644.650	SAVE THE BELLS	2,147	1,450	1,000	1,000	2,381	2,800
582-000-665.000	INTEREST EARNED	965	580	600	600	468	600
582-000-665.100	INTEREST SAVE THE BELLS		58	60	60	34	60
582-000-719.000	BC/BS WITH HOLDING	1,851					
Totals for dept 000 -		2,259,551	2,208,015	2,317,660	2,317,660	1,557,586	2,082,460
TOTAL ESTIMATED REVENUES		2,259,551	2,208,015	2,317,660	2,317,660	1,557,586	2,082,460

GL NUMBER	DESCRIPTION	2018 AMENDED BUDGET	2019 AMENDED BUDGET	2020 ORIGINAL BUDGET	2020 AMENDED BUDGET	2020 ACTIVITY THRU 12/31/20	2020 PROJECTED ACTIVITY
APPROPRIATIONS							
Dept 000							
582-000-996.000	A/R UTILITY WRITEOFFS	10,245					
Totals for dept 000 -		10,245					
Dept 582 - ELECTRIC DISTRIBUTION							
582-582-702.000	WAGES	42,484	106,000	107,100	107,100	51,162	75,000
582-582-703.000	SALARIES	9,431				47,779	70,000
582-582-704.100	COMPENSATION-ELECTED	3,625	2,500	2,500	2,500	1,613	2,500
582-582-705.000	ADMIN VACATION	1,031				1,411	2,500
582-582-709.000	EMPLOYER'S FICA	4,071	8,873	8,500	8,500	8,039	10,000
582-582-710.000	UNEMPLOYMENT	1,047					
582-582-713.000	WAGES - OVERTIME	4,449	7,000	5,000	5,000	3,472	5,000
582-582-717.000	RETIREMENT - MERS - EMPLOYER P	2,054	30,500	28,000	28,000	39,238	63,000
582-582-719.000	HOSPITALIZATION	3,992	30,500	30,000	30,000	20,539	30,000
582-582-721.000	H S A		5,871	5,871	5,871	4,750	5,871
582-582-724.000	SICK TIME	1,354	500	1,500	1,500	1,345	2,000
582-582-726.000	LIFE INSURANCE	31	250	450	450	24	200
582-582-752.000	OFFICE SUPPLIES	543	100	700	700		200
582-582-752.100	OPERATING SUPPLIES	13,336	10,000	12,000	12,000	3,073	6,000
582-582-753.000	TOOLS & EQUIPMENT	1,128	1,000	4,000	4,000	31	4,000
582-582-801.000	PROFESSIONAL & CONTRACTUAL	36,614	10,000	25,000	25,000	15,051	55,000
582-582-801.200	LEGAL	5,673	500	500	500		500
582-582-810.000	CREDIT CARD FEE EXPENSE	1,776	300	500	500		500
582-582-850.000	TELEPHONE	193	530	750	750	356	750
582-582-851.000	POSTAGE	5,689	300	500	500		500
582-582-888.000	ADMINISTRATIVE CHARGE	148		200	200		200
582-582-900.000	PUBLISHING AND PRINTING	291		200	200		200
582-582-913.000	TRAVEL	1,526	300	500	500		500
582-582-929.000	REPAIRS & MAINTENANCE	2,608	750	3,000	3,000	3,647	6,000
582-582-940.000	EQUIPMENT RENTAL	861	1,500	2,000	2,000	203	2,000
582-582-980.000	CAPT OUTLAY-OFFICE EQUIP & FUR		1,500	2,000	2,000	1,975	4,000
Totals for dept 582 - ELECTRIC DISTRIBUTION		143,955	218,774	240,771	240,771	203,708	346,421
Dept 583 - GENERAL EXPENSES							
582-583-702.000	WAGES	29,555	15,000	21,703	21,703	10,146	15,000
582-583-703.000	SALARIES	6,679	46,000	69,000	69,000	42,636	60,000
582-583-705.000	VACATION PAY	16,981	20,000	17,000	17,000	9,622	17,000
582-583-706.000	HOLIDAY PAY	4,824	5,000	6,000	6,000	3,995	6,000
582-583-709.000	EMPLOYER'S FICA	11,723	7,400	7,000	7,000	6,344	7,000
582-583-710.000	UNEMPLOYMENT	1,571	100	1,000	1,000		1,000
582-583-712.000	HEALTH INSURANCE BUYOUT	9,304	200				
582-583-712.200	RETIREE HEALTH INS BUYOUT	3,641					
582-583-716.000	WAGES - OVERTIME	13	500	200	200	3	200
582-583-717.000	FUNERAL ALLOWANCE	395	1,000	1,000	1,000	72	500
582-583-717.000	RETIREMENT-MERS-EMPLOYER P	37,525	16,500	23,000	23,000	11,012	16,000
582-583-718.000	MEDICAL SCREENING - PRE EMPLOY					33	100
582-583-719.000	HOSPITALIZATION	38,754	35,000	40,000	40,000	26,346	35,000
582-583-721.000	HOSPITAL INS RETIREE		9,000	12,000	12,000	3,518	6,000
582-583-724.000	H S A	7,533	4,310	4,310	4,310	3,865	4,310
582-583-725.000	SICK PAY	14,529	10,000	12,000	12,000	6,392	9,000
582-583-726.000	WORKERS' COMPENSATION	2,263	3,500	3,500	3,500	1,702	3,500
582-583-730.000	LIFE INSURANCE	531	400	650	650	274	650
582-583-751.000	SETTLEMENT		6,000	2,000	2,000	2,000	2,000
582-583-752.000	LICENSE FEES	75	200	200	200		200
582-583-752.000	OFFICE SUPPLIES	1,055	1,000	1,000	1,000	169	500

BUDGET REPORT FOR NEWBERRY VILLAGE
Fund: 582 Electric Fund
Calculations as of 12/31/2020

GL NUMBER	DESCRIPTION	2018 AMENDED BUDGET	2019 AMENDED BUDGET	2020 ORIGINAL BUDGET	2020 AMENDED BUDGET	2020 ACTIVITY THRU 12/31/20	2020 PROJECTED ACTIVITY
APPROPRIATIONS							
Dept 583 - GENERAL EXPENSES							
582-583-752.099	BANK FEES	1,170	400	600	600	290	600
582-583-752.100	OPERATING SUPPLIES	1,978	3,500	3,000	3,000	3,399	4,500
582-583-752.200	IT SOFTWARE	24,092	4,500	5,000	5,000	2,336	5,000
582-583-753.000	TOOLS & EQUIP (UND CAP THRESH)	487	500	500	500	281	500
582-583-759.000	GAS OIL & GREASE - ELECTRIC	2,856	3,500	5,000	5,000	1,269	4,000
582-583-767.000	CLOTHING - UNIFORMS	1,112	2,300	3,000	3,000	1,168	3,000
582-583-768.000	CDL LICENSE					4	10
582-583-801.000	PROFESSIONAL & CONTRACTUAL	72,716	14,000	15,000	15,000	11,543	15,000
582-583-801.200	LEGAL	604	10,000	8,000	8,000	79	5,000
582-583-802.000	COLLECTION EXPENSE	52	300	300	300		300
582-583-804.000	LEASE EXPENSE		1,200	1,500	1,500	202	600
582-583-850.000	TELEPHONE	8,088	4,000	5,000	5,000	2,312	4,000
582-583-851.000	POSTAGE	1,078	3,100	3,000	3,000	2,087	3,000
582-583-888.000	ADMINISTRATIVE ALLOCATION	88,959					
582-583-900.000	PUBLISHING & PRINTING	1,098	3,000	3,000	3,000	2,089	3,000
582-583-910.000	PROFESSIONAL DEVELOPMENT	8,986	6,000	8,000	8,000	5,978	8,000
582-583-911.000	CONFERENCE & WORKSHOPS	293		1,000	1,000		1,000
582-583-913.000	TRAVEL					119	200
582-583-915.000	MEMBERSHIPS & SUBSCRIPTIONS	4,517	500	1,000	1,000	824	1,000
582-583-921.000	HEAT	5,169	4,000	5,000	5,000	2,403	5,000
582-583-932.000	VEHICLES REPAIRS & MAINTENANCE	1,476	3,000	3,000	3,000	1,587	3,000
582-583-935.000	PROPERTY LIABILITY INSURANCE	8,126	16,953	20,000	20,000	13,027	20,000
582-583-956.000	MISCELLANEOUS	285					
582-583-958.000	PAYMENT IN LIEU OF TAXES	30,000	30,000	30,000	30,000		30,000
582-583-968.000	DEPRECIATION EXPENSE		79,551				79,000
582-583-968.100	EQUIPMENT RESERVE	44,000		44,000	44,000		44,000
582-583-971.000	CAPITAL OUTLAY BUILDING					16,724	25,000
582-583-991.000	PRINCIPAL NOTES PAYABLE 2002	55,000		60,000	60,000		
582-583-991.100	PRINCIPAL NOTES PAYABLE 2003	55,000		60,000	60,000		
582-583-991.200	NOTES PAYABLE 2005	80,000		90,000	90,000		
582-583-992.000	INTEREST NOTE PAYABLE 2002	25,033	12,750	10,000	10,000	4,845	10,000
582-583-992.100	INTEREST NOTE PAYABLE 2003	10,033	16,425	14,000	14,000	6,713	14,000
582-583-992.200	INTEREST NOTE PAYABLE 2005	11,353	7,833	4,100	4,100	2,025	4,100
Totals for dept 583 - GENERAL EXPENSES		730,512	408,422	624,563	624,563	209,433	476,770
Dept 584 - ELECTRIC GENERATION							
582-584-702.000	WAGES	6,488	6,000	20,200	20,200	2,445	6,000
582-584-709.000	EMPLOYER'S FICA	412	550	1,500	1,500	212	1,500
582-584-713.000	WAGES OVERTIME	617	700	1,000	1,000	679	1,000
582-584-717.000	RETIREMENT - MERS - EMPLOYER P	34	600	1,500	1,500	273	1,500
582-584-719.000	HOSPITALIZATION	67	3,500	5,000	5,000	1,527	3,000
582-584-721.000	H S A		1,500	1,500	1,500	2,750	3,000
582-584-726.000	LIFE INSURANCE	1	1	50	50		50
582-584-752.000	OFFICE SUPPLIES	8		50	50		50
582-584-752.100	OPERATING SUPPLIES	402	100	500	500	77	500
582-584-753.000	TOOLS & EQUIP UND CAP THRESHOL	93	100	1,000	1,000	22	500
582-584-757.000	FUEL OIL	16,500		25,000	25,000	12,927	13,000
582-584-801.000	PROFESSIONAL & CONTRACTUAL	4,771	5,000	5,000	5,000	1,565	5,000
582-584-929.000	REPAIRS & MAINTENANCE	5,509	7,000	7,000	7,000	494	7,000
Totals for dept 584 - ELECTRIC GENERATION		34,902	25,051	69,300	69,300	22,971	42,100
Dept 585 - BUILDING MAINTENANCE							
582-585-702.000	WAGES	56,779	8,000	8,000	8,000	6,981	8,000
582-585-703.000	SALARIES	2,317					

GL NUMBER	DESCRIPTION	2018 AMENDED BUDGET	2019 AMENDED BUDGET	2020 ORIGINAL BUDGET	2020 AMENDED BUDGET	2020 ACTIVITY THRU 12/31/20	2020 PROJECTED ACTIVITY
APPROPRIATIONS							
Dept 585 - BUILDING MAINTENANCE							
582-585-709.000	EMPLOYER'S FICA	2,695	1,000	1,000	1,000	505	1,000
582-585-713.000	WAGES - OVERTIME	2,142	500	1,000	1,000	157	1,000
582-585-717.000	RETIREMENT - MERS - EMPLOYER P	255	750	750	750	636	750
582-585-719.000	HOSPITALIZATION	695	3,000	3,400	3,400	2,181	3,400
582-585-726.000	LIFE INSURANCE	7	5	20	20		20
582-585-752.000	OFFICE SUPPLIES			500	500		500
582-585-752.100	OPERATING SUPPLIES	764	100	500	500	20	500
582-585-753.000	TOOLS & EQUIP UND CAP THRESHOL		1,000	5,000	5,000		500
582-585-801.000	PROFESSIONAL AND CONTRACTURAL	14,054	12,000	15,000	15,000		
582-585-860.000	TRANSPORTATION	810	500	500	500		
582-585-929.000	REPAIRS & MAINTENANCE	1,210	1,000	5,000	5,000	55	1,000
582-585-940.000	EQUIPMENT RENTAL		300	300	300		300
Totals for dept 585 - BUILDING MAINTENANCE		81,728	28,155	40,970	40,970	10,535	17,470
Dept 586 - PURCHASED POWER							
582-586-702.000	WAGES	2,268					
582-586-709.000	EMPLOYER'S FICA	107					
582-586-713.000	WAGES - OVERTIME	91	200	200	200		200
582-586-801.000	PROFESSIONAL AND CONTRACTURAL	1,579	2,500	2,500	2,500	831	2,500
582-586-926.000	PURCHASED POWER	1,021,326	975,000	1,100,000	1,100,000	625,575	950,000
582-586-926.100	ATC TRANSMISSION MONTHLY INV	145,619	150,000	150,000	150,000	110,703	150,000
582-586-926.200	MISO ENERGY MONTHLY EXPENSE	37,739	35,000	35,000	35,000	23,207	35,000
Totals for dept 586 - PURCHASED POWER		1,208,729	1,162,700	1,287,700	1,287,700	760,316	1,137,700
Dept 587 - ENERGY OPTIMIZATION							
582-587-752.000	OFFICE SUPPLIES - ENERGY OPT	30	40,000	40,000	40,000	18,803	25,000
582-587-801.000	PROFESSIONAL & CONTRACTUAL	49,763					
Totals for dept 587 - ENERGY OPTIMIZATION		49,793	40,000	40,000	40,000	18,803	25,000
Dept 588 - SAVE THE BELLS							
582-588-752.200	SAVE THE BELLS EXPENSES	2,314		1,000	1,000		1,000
Totals for dept 588 - SAVE THE BELLS		2,314		1,000	1,000		1,000
TOTAL APPROPRIATIONS		2,262,178	1,883,102	2,304,304	2,304,304	1,225,766	2,046,461
NET OF REVENUES/APPROPRIATIONS - FUND 582		(2,627)	324,913	13,356	13,356	331,820	35,999
BEGINNING FUND BALANCE		1,732,621	1,641,629	2,047,305	2,047,305	2,047,305	2,047,305
FUND BALANCE ADJUSTMENTS		(281,442)					
ENDING FUND BALANCE		1,448,552	1,966,542	2,060,661	2,060,661	2,379,125	2,083,304