

**VILLAGE OF NEWBERRY  
VILLAGE COUNCIL MEETING  
Monday, March 19, 2018  
Meeting Location: 302 East McMillan Ave  
Meeting Time: 6:00 p.m.**

**1. CALL TO ORDER**

**2. PLEDGE OF ALLEGIANCE**

**3. ROLL CALL**

**4. APPROVAL OF AGENDA**

**5. APPROVAL OF MINUTES**

1. Village Council – Regular Session – Monday, February 19, 2018 at 6:00 p.m.

**6. VILLAGE PRESIDENT ANNOUNCEMENTS**

1. None Prescheduled

**7. PUBLIC COMMENTS ON AGENDA ITEMS** – Prior to consideration of official business, citizens may speak to a subject on today's agenda. Please limit comments to 3 minutes.

1. None Prescheduled

**8. SUBMISSION OF BILLS AND FINANCIAL UPDATES**

1. Village of Newberry – Monthly Bills – February 2018

101	General Fund	
213	Fire Revolving Fund	\$101,694.16
409	TORC	\$14,261.43
590	Sewage Receiving Fund	\$52,403.12
		\$85,073.45
	<b>Total:</b>	<b>\$253,432.16</b>

2. Village of Newberry – Cash Balance – January 2018

3. Water & Light – Monthly Bills – February 2018

582	Electric Fund	
591	Water Fund	\$139,280.62
		\$3,939.36
	<b>Total:</b>	<b>\$143,219.98</b>

4. Water & Light – Cash Balance – January 2018

5. Treasurer's Report

6. Request for Disbursement of Funds – Drinking Water Revolving Fund (DWRF) and Clean Water State Revolving Funds (SRF/SWQIF)

a. C2AE – December 1, 2017 – March 16, 2018 – Request #26

- i. \$55,047

b. Change Order #7 (#4 Arch) – Arch Insurance Company, Surety for DeVere

- i. (\$10,000)

**9. PETITIONS AND COMMUNICATIONS** – Communications addressed to the Village Council are distributed to all members and are acknowledged for information, or are referred to a committee or staff for follow-up.

1. Letter from Ronald E. Brown – Inquiry about Village Manager & Utility Billing
2. Letter from Eric Buckler – Inquiry about Planning Commission
3. Letter from Eric Buckler – Inquiry about Budgets for Water, Electric, Wastewater
4. Letter from Eric Buckler – Inquiry about Accounting & Cost Allocation
5. Letter from Lloyd & Carolyn Martindale – Inquiry about Utility Billing
6. FOIA Requests
  - a. Lori Stokes – Inquiry about Gary Moulton
  - b. Lori Stokes – Inquiry about Emails of Jennifer James-Mesloh, Buck Vallad, Allison Watkins, Michelle Baynton, Mary Jordan & Matt Perry
  - c. Lori Stokes – Inquiry about Hours Worked & Work Logs
  - d. Kenneth Stokes – Inquiry about Allison Watkins
  - e. Kenneth Stokes – Inquiry about Mary Jordan
  - f. Kenneth Stokes – Inquiry about Michelle Baynton
  - g. Kenneth Stokes – Inquiry about Buck Vallad
  - h. Kenneth Stokes – Inquiry about Jennifer James-Mesloh
  - i. Kenneth Stokes – Inquiry about Bills Approved on February 13, 2018
  - j. Kenneth Stokes – Inquiry about Bills Approved on February 19, 2018
  - k. Kenneth Stokes – Inquiry about Customer Accounts
  - l. Kenneth Stokes – Inquiry about Vendor Invoices
  - m. Kenneth Stokes – Inquiry about Buck Vallad
  - n. Kenneth Stokes – Inquiry about Audit
  - o. Kenneth Stokes – Inquiry about January 2018 Water & Light Bills
  - p. Kenneth Stokes – Inquiry about Budget at Water & Light Meeting
  - q. Kenneth Stokes – Inquiry about Michigan Rural Water Association
  - r. Kenneth Stokes – Inquiry about Video Footage
  - s. Jessica Korenich – Inquiry about Stipend of Council and Water & Light Board
  - t. Ian Stokes – Inquiry about Attorney Fees
  - u. Eric Buckler – Inquiry about Budgets for General, Water, Electric, Wastewater & Amendments for 2016-2018

## **10. INTRODUCTION AND ADOPTION OF ORDINANCES AND RESOLUTIONS**

1. None Prescheduled

## **11. REPORTS OF BOARDS**

1. Water & Light Board Meeting from Tuesday, March 13, 2018
2. Planning Commission Meeting – Monday, February 26, 2018

## **12. REPORTS OF VILLAGE OFFICERS & MANAGEMENT** – The following may submit reports or information to the Village Council as updates and consideration.

1. Fire Chief
2. Ordinance Enforcement Officer
3. Director of Human Resources & Community Engagement
4. Superintendent of Wastewater Treatment Plant
5. Superintendent of Water & Light
6. Assistant Village Manager
7. Superintendent of Parks & Recreation
8. Village Manager

## **13. REPORTS OF COMMITTEES**

No reports scheduled from the following committees for the March 19, 2018 meeting: Department of Public Works/ Wastewater Treatment Plant (DPW/WWTP) Committee; Finance Committee;

Management Committee; Ordinance Committee; Project Rising Tide, Strategic Health Alliance, and Safety Committee; Fire Committee, Project Rising Tide.

1. Save The Bells

582

Christmas Lights Fund – as of 3/9/18

\$16,320.55

**14. UNFINISHED BUSINESS**

1. SAW Grant Kick-off

**15. NEW BUSINESS**

1. Trustee Vacancy - Letters of Interest – Trustee Recommendation

2. 2018 Budgets

a. Water

b. Electric

c. Sewer

3. Consultation with Attorney

**16. PUBLIC COMMENTS** – At the conclusion of the official business and public hearings, the agenda provides for public comment on any other matters citizens may wish to bring to the attention of the Village Council. Please limit comments to 3 minutes.

**17. COMMENTS BY COUNCIL MEMBERS**

**18. ADJOURNMENT - REGULAR SESSION**

Newberry Village Council  
Regular Meeting Minutes  
February 19, 2018  
302 East McMillan Ave.  
6:00 p.m.

**Present:** President Pro-tem Brown, Trustees: Hardenbrook, Hendrickson, Medelis.

**Absent:** DeWitt, Downey.

**Also Present:** Village Manager - James-Mesloh, Assistant Village Manager - Vallad, Clerk - Schummer, Superintendent WWTP - Blakely, Director of Human Resources & Community Engagement - Watkins, Superintendent of Water & Light - Perry, Fire Chief Wendt, Jim Diem, Steve Stiffler, Don Jones, E. Buckler, Mike Schnorr, Don Ratliff, Greg Rathje, Bruce Lane, Mike Needha, Ken Stokes, Lori Stokes, Michael Winn.

**Call to Order:** President Pro-tem Brown called the meeting to order at 6:00 p.m. at the Village of Newberry Administration Building. The Pledge of Allegiance was recited.

**Approval of Agenda:** Moved by Hendrickson, support by Medelis, **CARRIED**, to approve the agenda. Ayes: All. Absent: DeWitt, Downey.

**Minutes:** Moved by Medelis, support by Hardenbrook, **CARRIED**, to approve the January 15, 2018, regular meeting minutes as written. Ayes: All. Absent: DeWitt, Downey.

**Public Comments on Agenda Items:** Comments heard from: Lori Stokes – 301 W. John St., Michael Winn – 607 Newberry Ave., E. Buckler – 412 W. Ave. C., Mike Schnorr – E. Truman, Don Ratliff – 309 E. Truman.

**Village President's Announcements:** None.

**Submission of Bills and Financial Updates:**

- 1.) Village of Newberry – Monthly Bills. Moved by Medelis, support by Hendrickson, **CARRIED**, to approve the January 2018 bills as presented, in the amount of \$210,263.28. Discussion followed. Ayes: All. Absent: DeWitt, Downey.
- 2.) Village of Newberry - Cash Balance – December 2017. Reviewed.
- 3.) Water & Light monthly bills for January 2018. Moved by Hardenbrook, support by Hendrickson, **CARRIED**, to pay January payables in the amount of \$317,613.44. Discussion followed. Ayes: All. Absent: DeWitt, Downey.
- 4.) Water & Light – Cash Balance – December 2017 - Reviewed.
- 5.) Treasurer's Report - Accepted by Council as presented.

**Petitions and Communications:**

- 1.) Email from Rebecca Handa, regarding snowmobile noise in the Village at night. Discussion followed.
- 2.) Letter from Miller, Canfield, Paddock and Stone, P.L.C., regarding the Water Supply System Revenue Bond and issuance of the Final Approving Opinion. Discussion followed.

**Introduction and Adoption of Ordinances and Resolutions:** None.

**Reports of Boards:**

- 1.) Water & Light Board Meeting from Tuesday, February 13, 2018: Medelis gave the report.

2.) Planning Commission Meeting: Next meeting is scheduled for February 26, 2018 at 6:00 p.m., where the Public Hearing in January will be continued to hear comments on the Master Plan.

**Reports of Village Officers and Management:**

- A.) Fire Chief: Wendt gave the report.
- B.) Ordinance Enforcement Officer: None
- C.) Director of Human Resources & Community Engagement: Watkins gave a verbal as well as written report.
- D.) Superintendent of Wastewater Treatment Plant: Blakely gave a verbal as well as written report.
- E.) Superintendent of Water & Light: Perry gave a written as well as a verbal report.
- F.) Superintendent of Parks and Recreation: Grant reimbursements for Atlas Park and TORC have been received.
- G.) Assistant Village Manager: Vallad gave a written as well as verbal report
- H.) Village Manager: James-Mesloh gave a verbal report as well as written report.

**Committee Reports:**

- 1.) Project Rising Tide: James-Mesloh gave an update.
- 2.) Save the Bells: The Save the Bells fund balance is now at \$16,116.82. Perry reported that the room that was prepared for the bell storage has helped greatly in drying the bells before storage.

**Unfinished Business**: None.

**New Business:**

- 1. Invite Proposals for Utility & Accounting Software: Moved by Medelis, support by Hendrickson, **CARRIED**, to move forward with looking at proposals for an updated software system for the Village of Newberry. Ayes: All. Absent: DeWitt, Downey.
- 2. AECOM Proposal: Moved by Hendrickson, support by Medelis, move to contract with AECOM for the Water Main Inventory and the Hydrant and Valve Inventory for the total amount of \$6,220. Discussion followed. Hendrickson withdrew his motion, Medelis in agreement of withdrawal. This will be put on the next meeting's agenda.
- 3. Council Rules of Conduct: After a brief discussion, it was decided that this would need to be discussed further when there is a full Council present.

**Public Comment**: Comments were heard from: E. Buckler – 412 W. Ave. C, Michael Winn – 607 Newberry Ave., Mike Schnorr – E. Truman, Don Jones – 514 E. Ave. B, Don Ratliff – 309 E. Truman, Steve Stiffler, Bruce Lane – E. Ave. D.

**Comments by Council Members**: None.

**Adjourn Meeting**: Moved by Hardenbrook, support by Hendrickson, **CARRIED**, to adjourn the meeting at 7:32 p.m. Ayes: All. Absent: DeWitt, Downey.

These minutes are unofficial until voted on at the next meeting.

Terese Schummer, Clerk

Sharon Brown, Village President - Pro-tem

DEPARTMENT	FUND	VENDOR NAME	DESCRIPTION	AMOUNT
NON-DEPARTMENTAL	GENERAL FUND	AFLAC	AFLAC PRETAX	38.16
			AFLAC PRETAX	38.16
			AFLAC POST TAX	20.40
		PRUDENTIAL GROUP INVESTMENT	AFLAC POST TAX	20.40
			PRUDENTIAL GROUP	140.00
			PRUDENTIAL GROUP	140.00
		EFIPS	FEDERAL WITHHOLDING	1,706.49
			FEDERAL WITHHOLDING	125.84
			FEDERAL WITHHOLDING	1,761.50
			FICA WITHHOLDING	453.53
			FICA WITHHOLDING	1,181.17
			FICA WITHHOLDING	142.60
			FICA WITHHOLDING	1,256.07
			MEDICARE WITHHOLDING	106.07
			MEDICARE WITHHOLDING	276.26
			MEDICARE WITHHOLDING	33.36
			MEDICARE WITHHOLDING	293.77
		STATE OF MICHIGAN	STATE WITHHOLDINGS	140.89
			STATE WITHHOLDINGS	813.69
			STATE WITHHOLDINGS	86.63
			STATE WITHHOLDINGS	865.12
		VILLAGE OF NEWBERRY	BCBS VON/DPW	696.87
			BCBS VON/DPW WITHHOLDING	696.87
			BCBS WWTP	187.57
		MIDLAND FUNDING LLC	BCBS WWTP	247.77
			CASE	37.50
		BLUE CROSS BLUE SHIELD OF MICHIGAN	CASE	37.50
			RETIREE SELF PAY	1,257.26
			RETIREE SELF PAY	1,257.26
			RETIREE SELF PAY	1,257.26
		MICHIGAN COUNCIL 25	MI COUNCIL 25/UNION DUES	198.50
		MERS DC PLAN # 110341	HYBRID (DC) SELFPAY	346.07
			TOTAL:	15,860.54
GOVERNING BODY	GENERAL FUND	D S TECH	6- COUNCIL MICROSOFT	21.00
			COUNCIL MICROSOFT	21.00
		NEWBERRY NEWS INC	PRESIDENT MICROSOFT & ANTI	21.99
			12-6	81.00
			12-13	153.00
			12-13	261.00
			12-13	36.00
			12-20	36.00
			12-20	282.00
			12/20	66.00
			12-27	90.00
			12-27	36.00
			12-13	4.00
			12-20	4.00
		STATE OF MICHIGAN - MIDEAL	STATE OF MICHIGAN - MIDEAL	45.00
		TAHQAMENON C.U.	BUSINESS CARDS	26.96
		VERIZON	CHAMBERS	13.36
			CHAMBERS	13.62
			TOTAL:	1,211.93
VILLAGE PRESIDENT	GENERAL FUND	TAHQAMENON C.U. VERIZON	PRINTER	199.00
			PRESIDENT	13.90

DEPARTMENT	FUND	VENDOR NAME	DESCRIPTION	AMOUNT
			PRESIDENT	13.89
			PRESIDENT	26.67
			TOTAL:	253.46
ADMINISTRATION	GENERAL FUND	TAHQUMENON C.U.	SEDERS	30.03
		VERIZON	LARGE POST ITS	16.86
			MANAGER	13.90
			ASST MANAGER	13.90
			AUTOMATED	0.12
			MANAGER	13.89
			ASST MANAGER	13.89
			FAX & DATA PLANS	58.13
			MANAGER	26.67
			ASST MANAGER	26.67
			TOTAL:	214.06
FINANCE	GENERAL FUND	BECKETT & RAEDER	POSTAGE	13.04
		D S TECH	MONITORED BACKUP OF SERVER	15.00
			ADDITIONAL GB STORAGE	129.11
			REMOTE MONITORING	3.99
			3-MICROSOFT OFFICE	51.00
			5-VON MONITORING WITH PATC	24.95
			SERVER ISSUES/MICROSOFT SU	47.81
			MONITORED BACKUP OF SERVER	7.50
			ADDITIONAL GB STORAGE	63.47
			MICROSOFT OFFICE 365	42.50
			REMOTE MONITOR W/PATCH	9.98
		HELEN NEWBERRY JOY HOSPITAL	G MOULTON PRE EMPLOY LAB	40.00
		HTC-HIAWATHA TELEPHONE CO	JAMADOTS INTERNET	95.00
		PLANTE & MORAN	ACCOUNTING SERVICES	1,400.10
		TAHQUMENON C.U.	POSTAGE	17.21
			OFFICE SUPPLIES	11.99
			POSTAGE	1.47
			DOTGOV	400.00
			POSTAGE	6.70
			CHECK REGISTERS	76.80
			POSTAGE	106.70
			STAMPS	49.00
			POSTAGE	24.80
			POSTAGE	13.40
		TYLER TECHNOLOGIES	ANNUAL MAINT	758.28
		US BANK EQUIP FINANCE	COPIER LEASE	210.18
			COPIER LEASE AND SURCHARGE	96.49
		VERIZON	FINANCE	13.90
			FINANCE	13.89
			TOTAL:	3,744.26
CLERK	GENERAL FUND	D S TECH	SERVER ISSUES/MICROSOFT SU	47.82
		MSP COMMUNICATIONS	PRINTING	291.67
		HELEN NEWBERRY JOY HOSPITAL	PEARISO TEST PRE-EMPLOY	3.63
		TAHQUMENON C.U.	TOILET PAPER	57.13
			OFFICE SUPPLIES	46.37
			KLEENEX	13.99
			SOAP	6.52
			RECIPT STAMPER	8.79
			DESK ORGANIZER	7.15

DEPARTMENT	FUND	VENDOR NAME	DESCRIPTION	AMOUNT
			DESK ORGANIZER	16.99
			MOP	16.99
			PENCILS, HIGHLIGHTERS	60.16
			NOTEBOOKS	21.27
			PAPERTOWELS	41.49
			STAPLE REMOVER, CALENDARS	82.25
		VERIZON	PENCILS	2.92
			HR	13.90
			AUTOMATED	0.12
			GENERAL	13.36
			HR	13.89
			GENERAL	13.89
			HR	26.67
			TOTAL:	806.97
ORDINANCE OFFICER	GENERAL FUND	D S TECH	1-MONITORING WITH PATCH	4.99
			1-MICROSOFT OFFICE	17.00
		SONDEE, RACINE & DOREN PLC	LEGAL FEES FOR NOV 2017	240.00
		VERIZON	ORD OFFICER	27.79
			ORD OFFICER	27.79
			ORD OFFICER	53.34
			TOTAL:	370.91
TREASURER	GENERAL FUND	TAHQUAMENON C.U.	FLASHDRIVE	5.99
		VERIZON	TREASURER	27.79
			TREASURER	27.79
			TOTAL:	61.57
BUILDING & GROUNDS	GENERAL FUND	BOWMAN GAS COMPANY	PROPANE CYLINDERS	6.25
		KLATY'S PH&E	SERVICED REZNOR GARAGE HEA	838.90
		NEWBERRY WATER & LIGHT	6-00700-00 GARAGE	292.25
			6-00350-01 1/3 ICE RINK	147.75
			6-01650-02 ADMIN BLDG	907.33
			6-00700-00 GARAGE	381.85
			6-00350-01 1/3 ICE RINK	195.31
			6-01650-02 ADMIN BLDG	971.66
		QUINLAN, AMY	FEB CLEANING	125.00
		SEMCOENERGY GAS COMPANY	GAS BILLS DPW	651.01
			GAS BILLS	15.06
			GAS BILLS	68.32
		TAHQUAMENON C.U.	SEMCO DPW	442.80
			41L SEMCO	21.88
			SEMCO 41 L	18.53
			TOTAL:	5,083.90
ATTORNEY	GENERAL FUND	BECKETT & RAEDER	PLANNING SERVICES	110.00
		SONDEE, RACINE & DOREN PLC	FEBRUARY LEGAL COUNSIL	755.82
			LEGAL FEES	330.00
			TOTAL:	1,195.82
FRINGE BENEFITS	GENERAL FUND	BFTPS	FICA WITHHOLDING	453.53
			FICA WITHHOLDING	1,181.17
			FICA WITHHOLDING	142.60
			FICA WITHHOLDING	1,256.07
			MEDICARE WITHHOLDING	106.07
			MEDICARE WITHHOLDING	276.26



DEPARTMENT	FUND	VENDOR NAME	DESCRIPTION	AMOUNT
			MEDICARE WITHHOLDING	33.36
			MEDICARE WITHHOLDING	293.77
		BLUE CROSS BLUE SHIELD OF MICHIGAN	RETIREE VON	4,644.80
			DPW & OFFICE	5,329.55
			RETIREE VON	4,644.80
			DPW & OFFICE	5,329.55
			RETIREE VON	4,644.80
		DPW & OFFICE	5,329.55	
		M.E.R.S.	ADMIN	2,638.45
			VON DEFINED BENEFIT	1,232.00
			VON DEFINED BENEFIT PART	586.18
			VON DEFINED BENEFIT	2,517.00
		MERS DC PLAN # 110341	HYBRID (DC) RETIREMENT	346.07
			HYBRID	1,148.22
		STANDARD, THE	MERS DC PLAN	105.29
			VILLAGE LIFE	91.98
			RETIREES	26.28
			VILLAGE LIFE	61.32
			RETIREES	26.28
			VILLAGE LIFE	91.98
			RETIREES	26.28
		STATE OF MICHIGAN	UNEMPLOYMENT FOR 2017	8,653.96
			TOTAL:	51,217.17
POLICE DEPARTMENT	GENERAL FUND	BLUE CROSS BLUE SHIELD OF MICHIGAN	POLICE	1,825.16
			POLICE	1,825.16
		LABADIE, WILLIAM	POLICE BC/BS	1,825.16
		STANDARD, THE	OVERPAYMENT OF LIFE INSURA	105.12
			NPD RETIREES	26.28
			NPD RETIREES	26.28
			NPD RETIREES	26.28
			TOTAL:	5,659.44
PUBLIC WORKS	GENERAL FUND	LYNN AUTO PARTS INC.	BATTERIES	15.27
			RETURN OF BATTERY	7.29
		TAHQUAMENON C.U.	RETURNED PARTS	4.53
		VERIZON	MECHANIC	13.36
			MECHANIC	13.38
			MECHANIC	26.67
			TOTAL:	65.92
STREET LIGHTING	GENERAL FUND	NEWBERRY WATER & LIGHT	6-00071000 MERCURY VAPOR	882.93
			6-00760-00 STREET LIGHTS	56.29
			6-020770-00 STREET LIGHTS	463.51
			6-00710-00 MERCURY VAPOR	882.93
			6-00760-00 STREET LIGHTS	1,545.10
			6-00770-00 STREET LIGHTS	234.55
			TOTAL:	4,065.31
MOTOR POOL	GENERAL FUND	AT&T	DPW:	106.10
		BURBACH SALES & SERVICE	EXHAUST ADAPTOR #46	95.77
		FOSTER HARDWARE	BOLTS, NUTS, SCREWS	7.58
		FRANKS AUTO REPAIR	BRAKES TRUCK #45	153.09
		HELEN NEWBERRY JOY HOSPITAL	PRE EMPLOY LAB	40.00
			PRE EMPLOY	40.00
			TEST	85.00

DEPARTMENT	FUND	VENDOR NAME	DESCRIPTION	AMOUNT
			PRE-EMPLOY	350.00
			PRE-EMPLOY	229.50
		FIRST ADVANTAGE LNS OCC HEALTH	PRE-EMPLOY	41.39
		LYNN AUTO PARTS INC.	STARTER FLUID, MISC	5.93
			WIPER BLADES	7.29
			CABLE TIE CANISTER	25.78
			HYD OIL	140.00
		MICHIGAN MUNICIPAL LEAGUE	3-CDL CONSORNIUM DRIVERS	210.00
		NEALS AUTOMOTIVE PARTS INC	#37 UNION STRAIGHT	17.50
			HUB CAP	26.97
		PICKELMANS PETRO	FLEET FUEL DPW	1,031.12
			FLEET FUEL DWP	1,514.64
		TAHQUAMENON C.U.	FUEL CAP #1	6.39
		WEX BANK - SPEEDWAY UNIVERSAL	FLEET FUEL	450.65
			FLEET FUEL - DPW	3,091.38
			TOTAL:	7,676.08
STORM SEWERS	GENERAL FUND	DANNY'S AUTO VALUE INC	GLOVES	14.99
		GREENSCAPE	MOBILIZATION, VACUUM, JETT	1,390.00
		TYLER TECHNOLOGIES	EPSON RECIEPTER MAINT FEE	89.91
			ONLINE COMPOONENT FEE	160.50
			TOTAL:	1,655.40
RUBBISH	GENERAL FUND	PICKELMANS PETRO	GARBAGE TRUCK	102.15
			GARBAGE TRUCK	98.20
		WASTE MANAGEMENT	18.59 TON:	1,999.32
		WEX BANK - SPEEDWAY UNIVERSAL	GARBAGE TRUCK	137.83
			GARBAGE TRUCK	213.92
			TOTAL:	2,551.42
FIRE	FIRE REVOLVING FUN	AMERICAN TEST CENTER	FIRE TRUCK TESTED	949.00
		ANDERSON, PETE	SNOWBLOWING FOR FEB-FIRE D	165.00
		AT&T	NFD LONG DISTANCE	11.19
		AT&T	FIRE	187.26
		DANNY'S AUTO VALUE INC	AIR CHUCK FITTING	17.81
			SPOT LIGHT BULB	13.49
		D S TECH	1-MONITORING WITH PATCH	4.99
			1-MICROSOFT OFFICE	17.00
			MONITORING WITH PATCH	4.99
			MICROSOFT OFFICE	17.00
		FIRSTDUE	SOFTWARE - FIRE	106.25
			FIREMAN GEAR	9,916.92
		GRAINGER	FLAME RESITANT TARP	93.13
		NEWBERRY WATER & LIGHT	POLYETHYLENE WATERPROOF TA	78.23
			6-00690-00 ELECTRIC FIRE H	247.56
			6-00690-00 ELECTRIC FIRE H	250.26
		NORTHERN LIGHTS VISION CENTER	LENSES FOR SCBA MASK	347.00
		PICKELMANS PETRO	FIRE DEPT	187.43
		SEMCOENERGY GAS COMPANY	GAS BILLS NFD	564.50
		SUNOCO SUNTRAK	FINANCE CHARGES & PAPER CH	85.00
			PAPER CHARGE	4.83
		TAHQUAMENON C.U.	SEMCO FIRE HALL	428.99
			FIRE DEPT LAPTOP/PRINTER, I	383.98
			FUEL	130.62
			STAMPS	49.00
			TOTAL:	14,261.43

DEPARTMENT	FUND	VENDOR NAME	DESCRIPTION	AMOUNT
TORC	TORC	BACCO CONSTRUCTION	WORK ON TORC SITE	52,395.12
		WADE-TRIM INC	TORQ DEQ/DNR APP AWARD PRE	8.00
			TOTAL:	52,403.12
SEWER SYSTEM	SEWAGE RECEIVING F	ANDERSON, PETE	REPLACE SEWER LINE	735.00
		AT&T	O&M	136.19
		ATT U-VERSE	O&M INTERNET	54.52
		BANK OF NEW YORK MELLON, NA	BANK OF NEW YORK MELLON, N	41,240.40
		BLUE CROSS BLUE SHIELD OF MICHIGAN	O & M SHARE	1,918.35
			O&M SHARE	1,918.35
			O & M SHARE	1,918.35
		BLAKELY, GEORGE	TRAVEL FOR TRAINING	117.70
			EXCEL CLASS	8.75
		CHUCK RENZE FORD	PLUNGER-GEAR	17.30
		CRANE ENGINEERING	M-SEALS/GASKET KITS	205.00
		D & D HOME CENTER	COVER OUTLETS	8.05
			SPRING COMPRESSOR	24.99
			CAF	4.79
			MAGNET HOOKS	15.90
			CEMENT	2.79
			7" BLADE	5.99
			LUMBER, NAILS, BOLTS, NUTS	134.84
			LUMBER	26.75
			CAULK/LUMBER	14.28
		DANNY'S AUTO VALUE INC	V-BELT	11.45
			BELT	11.45
			TOOL BOX LINER	13.49
			TOOL BOX, LINER	13.49
		D S TECH	1-MICROSOFT OFFICE	17.00
			1-MICROSOFT	3.50
			MONITORED BACKUP OF SERVER	7.50
			ADDITIONAL GB STORAGE	63.47
			WWTP MICROSOFT	10.50
			WWTP OFFICE 365	17.00
			REMOTE MONITOR W/PATCH	9.98
		MSP COMMUNICATIONS	PRINTING	291.67
		FOSTER HARDWARE	PULLEY	11.99
			BRUSHES, DRAIN CLEANER	30.96
		GINNEVER ELECTRIC	100 AMP DISCONNECT/100AMP	736.00
		HELEN NEWBERRY JOY HOSPITAL	TEST	40.00
			TEST PRE-EMPLOY	10.87
		HYDRITE CHEMICAL CO.	CHLORINE, BISULFITE	2,426.68
		LYNN AUTO PARTS INC.	LD ACID BATTERIES	43.26
			PURPLE POWDER	6.49
			CLEANER DISPENSER	21.99
			HOSE CLAMP	0.99
		MAC'S MARKET INC	DISTILLED WATER	12.00
			DISTILLED WATER	22.00
		M.E.R.S.	O&M	6,674.55
		MICHIGAN MUNICIPAL LEAGUE	3-CDL CONSORIUM DRIVERS	210.00
		NEWBERRY WATER & LIGHT	DEMAND METER	774.08
			ELECTRIC	4,348.26
			WATER	75.00
			O & M GARAGE	232.56
			E VICTORY/CHARL	17.77
			CHARLES RD	15.48

DEPARTMENT	FUND	VENDOR NAME	DESCRIPTION	AMOUNT
			M-123/CR462	15.87
			PUMP STA Mc	11.01
			DEMAND METER	774.08
			ELECTRIC	4,328.52
			WATER	75.00
			O&M GARAGE	156.58
			E VICTORY/CHARL	17.09
			CHARLES RD	15.20
			M-123/CR462	15.20
			PUMP STA Mc	11.95
		NCL OF WISCONSIN INC	WIPES/DISHES/SOLUTIONS/INH	616.06
		NO MICH PUBLIC SERVICE ACADEMY PROGRAM	EXCEL SKILLS FOR WASTEWATE	15.00
		PICKELMANS PETRO	WWTP	64.00
		PLANTE & MORAN	ACCOUNTING SERVICES	1,400.10
		DANIEL PUCKETT	DAN SCHOOLING	29.75
		RASMUSSEN ELECTRIC LLC	25 HP ABB DRIVE ACS310-03U	2,999.40
			ON SITE INSTALLATION VFD	1,900.00
		SEMCOENERGY GAS COMPANY	GAS BILLS O & M	798.50
		STANDARD ELECTRIC COMPANY	WWTP GENERATOR WORK	602.00
			WWTP GENERATOR WORK	204.65
		STANDARD, THE	O&M LIFE	65.70
			O&M SHARE	39.42
			O&M SHARE LIFE	65.70
		STATE OF MICHIGAN - MIDEAL	STATE OF MICHIGAN - MIDEAL	45.00
		SONDEE, RACINE & DOREN PLC	FEBRUARY LEGAL COUNCIL	917.82
		TAHQUAMENON C.U.	SEMCO WWTP	801.64
			POSTAGE	8.80
			STEERING COLUMN SHIFT TUBE	47.95
			YUKON DRIVER SIDE MIRROR	34.99
			HOME DEPOT TOOL BOX	374.00
			MIRROR	106.95
			STAMPS	49.00
		TMI COMPRESSED AIR SYSTEMS	TMI COMPRESSED AIR SYSTEMS	1,576.92
		TYLER TECHNOLOGIES	ANNUAL MAINT	1,275.97
			EPSON RECIEPTER MAINT FEE	89.90
			ONLINE COMPOPNENT FEE	160.50
		U S A BLUE BOOK	REPLACEMENT TUBES/TNTLOWRA	436.05
			4 CARHARTT./SLEEVE WORK SH	79.96
		VERIZON	WWTP	27.79
			WWTP	27.79
			WWTP SUPERVISOR	53.34
		WEX BANK - SPEEDWAY UNIVERSAL	WWTP	48.58
			TOTAL:	85,073.45

DEPARTMENT	FUND	VENDOR NAME	DESCRIPTION	AMOUNT
===== FUND TOTALS =====				
101	GENERAL FUND			101,694.16
213	FIRE REVOLVING FUND			14,261.43
409	TORC			52,403.12
590	SEWAGE RECEIVING FUND			85,073.45
-----				
	GRAND TOTAL:			253,432.16
-----				

TOTAL PAGES: 8

VILLAGE OF NEWBERRY  
Cash Balance Report

Jan-18

G/L Account	General Fund 101	Major Streets Fund 202	Local Streets Fund 203	Total Account Balance	BANK INFORMATION	Amount
001 Cash	218,310.51	123,035.84	(252,102.42)	89,243.93	First National St Ignace A/C#5000195 General che mBank A/C#9960546 General fund mBank A/C#13184346 Garbage stickers Tahquamenon Area Credit Union A/C#4103598 Cr TOTAL	54,621.20 31,998.31 1,051.50 1,572.92 89,243.93
003 Cash Investments	(109,543.54)		194,576.94	85,033.40	First National St Ignace A/C#7703184 Tax Appropri First National St Ignace A/C#7703283 Equipment i TOTAL	26,493.67 58,539.73 85,033.40
<b>TOTAL OPERATING CASH B.</b>	<b>108,766.97</b>	<b>123,035.84</b>	<b>(57,525.48)</b>	<b>174,277.33</b>		<b>174,277.33</b>

G/L Account	Fire Capital 206	Fire Revolving 213	Fire Millage 214	Total Account Balance
001 Operating cash	14,818.40	46,351.12		61,169.52
003 Cash investments			42,454.87	42,454.87
<b>TOTAL OPERATING CASH B.</b>	<b>14,818.40</b>	<b>46,351.12</b>	<b>42,454.87</b>	<b>103,624.39</b>

G/L Account	Torc Fund 409	Sewage O & M 495	Sewage Receiving 590	Total Account Balance
001 Operating cash	(1,028.65)	3,871.43	243,878.97	246,721.75
003 Cash investments	1,382.09			1,382.09
<b>TOTAL OPERATING CASH B.</b>	<b>353.44</b>	<b>3,871.43</b>	<b>243,878.97</b>	<b>248,103.84</b>

G/L Account	Tax Collection 703	
015 Cash Depository account	15,351.46	

First National St Ignace A/C#7703309 TORC fund	353.44
First National St Ignace A/C#7702798 O and M fur	3,871.43
First National St Ignace A/C#7702780 Sewage Rec	243,878.97
<b>TOTAL</b>	<b>248,103.84</b>

First National St Ignace A/C#7702822 Tax account	3,278.58
mBank A/C#1002015 Tax account	12,072.88
<b>TOTAL</b>	<b>15,351.46</b>

DEPARTMENT	FUND	VENDOR NAME	DESCRIPTION	AMOUNT
NON-DEPARTMENTAL	ELECTRIC FUND	AFLAC	AFLAC PRE-TAX	23.22
			AFLAC PRE-TAX	23.22
			AFLAC POST TAX	36.30
			AFLAC POST TAX	36.30
		EFTPS	FEDERAL WITHHOLDING	10.00
			FEDERAL WITHHOLDING	1,056.26
			FEDERAL WITHHOLDING	1,070.00
			FICA W/H	37.20
			FICA W/H	728.82
			FICA W/H	17.76
			FICA W/H	728.19
			MEDICARE W/H	8.72
			MEDICARE W/H	170.45
			MEDICARE W/H	4.15
		STATE OF MICHIGAN	MEDICARE W/H	170.31
			STATE WITHHOLDING	9.57
			STATE WITHHOLDING	480.35
			STATE WITHHOLDING	8.50
			STATE WITHHOLDING	486.11
		NATIONWIDE RETIREMENT SOLUTIONS	NATIONWIDE	41.02
			NATIONWIDE	41.02
		MISC VENDORS BURTON, JEANINE	3-02170-00	52.24
		BLUE CROSS BLUE SHIELD OF MICHIGAN	BLUE CROSS BLUE SHIELD OF	289.59
		MICHIGAN COUNCIL 25	MI COUNCIL 25/UNION DUES	158.80
		MERS DC PLAN #110353	JAN HYBRID	234.71
		STATE OF MICHIGAN	STATE OF MICHIGAN	7,087.62
			TOTAL:	13,010.43
ELECTRIC DISTRIBUTION	ELECTRIC FUND	QUINLAN, AMY	JANUARY 2018 CLEANING	125.00
			FEB CLEANING	125.00
		D & D HOME CENTER	LAMP HOLDERS	8.07
		DSTECH	DSTECH	7.50
			DSTECH	63.82
			DSTECH	80.75
			DSTECH	22.46
			DSTECH	1.75
		FOSTER'S ACE HARDWARE	DSTECH	17.44
			CONNECTOR BUTTS	3.49
			PVC FASTENERS COUPLER	5.24
			FRAME BLADE	12.99
			DRILL	7.00
		HIAWATHA TELEPHONE COMPANY	HIAWATHA TELEPHONE COMPANY	50.00
		MICHIGAN PUBLIC POWER AGENCY	JAN 2018 MPPA SERVICE	28.53
		NEWBERRY NEWS	NEWBERRY NEWS	90.00
			NEWBERRY NEWS	48.00
			NEWBERRY NEWS	21.00
		RAHILLY'S IGA	WATER	7.98
		SONDEE, RACINE & DOREN, P.L.C.	JAN 2018 SERVICES	112.50
			JAN 2018 SERVICES	52.50
			JAN 2018 SERVICES	93.75
			JAN 2018 SERVICES	180.00
			JAN 2018 SERVICES	22.50
		STANDARD ELECTRIC COMPANY	MFLXGTRAR549G2HOS	1,108.67
		TAQUAMENON AREA CREDIT UNION	PEX CRIMP FITTINGS	14.24
		TYLER TECHNOLOGIES	TYLER TECHNOLOGIES	1,846.15
		US POSTAL SERVICE	FEB UTILITY BILLING	481.30

DEPARTMENT	FUND	VENDOR NAME	DESCRIPTION	AMOUNT
		VERIZON	VERIZON	26.67
			VERIZON	26.67
			VERIZON	26.67
			VERIZON	26.67
			VERIZON	26.67
			VERIZON	13.86
			VERIZON	13.86
			VERIZON	13.86
			VERIZON	27.79
			VERIZON	13.86
			VERIZON	13.33
			VERIZON	13.86
			VERIZON	78.24
			TOTAL:	4,959.64
ADMINISTRATION	ELECTRIC FUND	BFTPS	FICA W/H	37.20
			FICA W/H	728.82
			FICA W/H	17.76
			FICA W/H	728.19
			MEDICARE W/H	8.72
			MEDICARE W/H	170.45
			MEDICARE W/H	4.15
			MEDICARE W/H	170.31
		BLUE CROSS BLUE SHIELD OF MICHIGAN	BLUE CROSS BLUE SHIELD OF	9,816.12
		DSTECH	BLUE CROSS BLUE SHIELD OF	1,158.38
		BECKETT & RAEDER	SERVER ISSUES/ MICROSOFT S	47.81
		MERS DC PLAN #110353	PLANNING SERVICES	120.00
		MERS *** DO NOT CASH CHECK *** (EFT	JAN HYBRID	234.71
			MERS *** DO NOT CASH CHEC	1,070.00
			MERS *** DO NOT CASH CHEC	587.00
			MERS *** DO NOT CASH CHEC	727.29
		JENNIFER JAMES-MESLOH	MILEAGE	390.13
		LYNN AUTO PART INC.	CABLE TIES	4.99
			COOLANT	17.99
		NEWBERRY WATER & LIGHT	BC/BS WITHHOLDING	853.32
			BC/BS WITHHOLDING	853.32
		RAHILLY'S IGA	BLEACH/TRASH BAGS	23.14
		SEMCO ENERGY GAS CO.	SEMCO ENERGY GAS CO.	230.47
			SEMCO ENERGY GAS CO.	546.44
		STANDARD, THE	STANDARD, THE	78.84
			STANDARD, THE	21.90
		TAHQUAMENON AREA CREDIT UNION	POSTAGE	100.00
			POSTAGE	3.35
			ETHERNET CORD, CALENDAR	6.29
			ETHERNET CORD, CALENDAR	19.49
			TOILET PAPER	27.30
			CORRECTION TAPE	15.90
		TYLER TECHNOLOGIES	MOP	8.50
			TYLER TECHNOLOGIES	89.91
		US BANK EQUIP FINANCE	TYLER TECHNOLOGIES	160.50
		VERIZON	COPIER LEASE & SURCHARGE	361.20
			VERIZON	26.71
			TOTAL:	19,466.60
ELECTRIC GENERATION	ELECTRIC FUND	AT&T	ACCT	43.34
			AT&T	174.15





DEPARTMENT	FUND	VENDOR NAME	DESCRIPTION	AMOUNT
		USA BLUEBOOK		
		WEX BANK - SPEEDWAY UNIVERSAL	PH TESTER/PH BUFFER PACK	184.90
			WEX BANK - SPEEDWAY UNIVER	360.92
			TOTAL:	3,939.36

===== FUND TOTALS =====

582 ELECTRIC FUND	139,280.62
591 WATER FUND	3,939.36
-----	
GRAND TOTAL:	143,219.98
-----	

Newberry Water & Light  
Cash Balance Report  
31-Jan-18

G/L Account	Electric Fund 582	Water Fund 583	Total Account Balance	
000-001.014 Save the Bells	16,116.82		16,116.82	First National St Ignace A/C#5000112 General checking
				First National St Ignace A/C#5000468 Utility sweep
				First National St Ignace A/C#5000385 Water Account PAD
000-001.013 Cash	165,003.28	(33,990.45)	131,012.83	First National St Ignace A/c #7703432 Save the Bells
				First National St Ignace A/C#5000500 Water supply system
				<b>TOTAL</b>
				130,652.18
				5.00
				5.00
				16,116.82
				350.65
				<b>147,129.65</b>
000-006.000 Direct Bill account	84,973.73	466,009.43	550,983.16	First National St Ignace A/C#7702483 Utility payments
				First National St Ignace A/C#7703424 UB credit card payments
				IM Bank A/C#13503592
				Tahquamenon Area Credit Union
				281,256.03
				82,740.80
				151,701.27
				35,285.06
				<b>550,983.16</b>
000-003.000 Cash Investments	80,028.40	6,976.42	87,004.82	Tahquamenon Area Credit Union A/C#1305590
				First National St Ignace A/C#7702699 Construction fund
				First National St Ignace A/C#7701832
				3,222.13
				76,806.27
				6,976.42
				<b>87,004.82</b>
<b>TOTAL OPERATING CASH BALANCE</b>	<b>346,122.23</b>	<b>438,995.40</b>	<b>785,117.63</b>	
<b>RESTRICTED ACCOUNTS</b>				
004 Bond and Int Redemption 2005	-	33,309.39	33,309.39	
005 Bond and Int Redemption 2009	-	893.37	893.37	
006 Revenue Bond Reserve 2005	-	130,000.00	130,000.00	
007 Revenue Bond Reserve 2009	-	12,800.00	12,800.00	
008 Revenue Bond Reserve 2014	-	46,800.00	46,800.00	
010 Water Supply System RRI 2005	-	175,195.00	175,195.00	
011 Bond and Int Redemption 2014	-	-	-	
013 Water Supply System RRI 2014	-	45,096.00	45,096.00	
				<b>444,093.76</b>
022 MISO CASH COLLATERAL	12,095.88	-	12,095.88	First National St Ignace A/C#7703168
				JP Morgan MISO F/B/O NWLB A/C#5030911
				<b>444,093.76</b>
				<b>12,095.88</b>

## FEBRUARY 2018

### TAX COLLECTION TOTALS

School District 48040		Transactions 0008		
NBY VILLOPER	848.67	0.00 NBY VILLSTREETS	339.43	0.00
NBY VILLTRASH	105.26	0.00 NBY VILLFIRE SER	151.20	0.00
ADM FEE	14.40	0.00 INTEREST	59.39	0.00
PENALTY	31.74	0.00	0.00	0.00
Total collected:		1550.09		

---

Totals For Class REAL		Transactions 0008		
NBY VILLOPER	848.67	0.00 NBY VILLSTREETS	339.43	0.00
NBY VILLTRASH	105.26	0.00 NBY VILLFIRE SER	151.20	0.00
ADM FEE	14.40	0.00 INTEREST	59.39	0.00
PENALTY	31.74	0.00	0.00	0.00
Total collected:		1550.09		

---

FOR MONTH ENDING:		2018			2017		
	February 28, 2018	Y.T.D. Collections	Actual Collections February	Y.T.D.	Y.T.D. Collections February	Actual Collections February	Y.T.D.
	LEDGER ITEMS:						
	Delinquent Personal Property Taxes		0.00	0.00		0.00	0.00
	Delinquent Personal Interest Collected		0.00	0.00		0.00	0.00
	Delinquent Real Tax Collected		0.00	0.00		0.00	0.00
	Delinquent Real Tax Interest Collected		0.00	0.00		0.00	0.00
B	Real Property Tax Collected	1%	1,444.56	2,693.18	1%	2,100.18	2,632.96
	Personal Property Tax Collected	0%	0.00	0.00	0%	0.00	0.00
C	Admin Fee, Penalty & Interest Collected		105.53	211.81		145.70	193.33
E	Deposits to Tax Savings Account		1,550.09	2,904.99		2,245.88	2,826.29
F	Interest Earned on Tax Accounts		1.61	5.69		1.61	8.32
G	Tax Acct Transfer to Gen Fund/Tax Appropriation Funds		1,354.90	25,944.67		580.41	1,502.72

TAX ACCOUNT BANK ACCOUNT BALANCE @			
	Beginning February	Ending February	
2018	\$15,341.47	\$15,538.27	
2017	\$14,494.69	\$16,161.77	

Year To Date (YTD) percentages are calculated using the Real and Personal Property Tax Roll Totals (less any Board of Review changes) compared to the same year's Year To Date collections. Tax roll totals are dictated by the Council adoption of millage rates and Township compiled assessed taxable values. For Example; of the 100% we could hope to collect for this year, the percentage describes the actual amount collected so far this year. 2016 Anticipated Real Property Collections are \$284,091.59 2016 Anticipated Personal Property Collections are \$47837.80.

Admin Fee, Penalty & Interest Collected (C): Includes all these fees for the current years collections as well as penalties collected in the current year for any delinquent taxes received.

To check Bank Balance: Add Beginning Bank Balance + (D) Deposits to Tax Acct + (E) Interest in Tax Acct LESS (F) Tax Acct Transfer to GF & FIRE Tax Appropriation Funds = Ending Bank Balance.

# Change Order

No. 7 (#4 Arch)

Date of Issuance: March 15, 2018

Effective Date: On Funding Agency Approval

Project: Wastewater Treatment  
Plant Improvements  
Contract:

Owner: Village of Newberry

Owner's Contract No.:

Date of Contract:

Contractor: Arch Insurance Company, Surety for DeVere

Engineer's Project No.: 12-0010

The Contract Documents are modified as follows upon execution of this Change Order:

Description:

Revise the Contract to remove the remaining \$10,000 concrete restoration allowance and extend the final completion date as required by the digester roofing delayed completion. This is a final balancing change order.

Attachments (list documents supporting change):

None.

## CHANGE IN CONTRACT PRICE:

Original Contract Price:

\$ 3,792,000.00

[Increase] ~~[Decrease]~~ from previously  
approved Change Orders No. 1 to No. 6:

\$ 55,358.45

Contract Price prior to this Change Order:

\$ 3,847,358.45

~~[Increase]~~ [Decrease] of this Change Order:

(\$ 10,000)

Contract Price incorporating this Change

\$ 3,837,358.45

## CHANGE IN CONTRACT TIMES:

Original Contract Times: ☐ Working ☐ Calendar days

Substantial completion (days or date): November 1, 2015

Ready for final payment (date): December 15, 2015

[Increase] ~~[Decrease]~~ from previously approved Change  
Orders

Substantial completion (days): November 1, 2015

Ready for final payment (days): December 15, 2015

Contract Times prior to this Change Order:

Substantial completion (days): November 1, 2015

Ready for final payment (days): November 17, 2017

[Increase] ~~[Decrease]~~ of this Change Order:

Substantial completion (days or date): 0

Ready for final payment (days or date): 134 days

Contract Times with all approved Change Orders:

Substantial completion (days or date): November 1, 2015

Ready for final payment (days or date): March 31, 2018

RECOMMENDED:

By: [Signature]  
Engineer (Authorized Signature)

Date: 3/15/18

Approved by Funding Agency (if applicable):

ACCEPTED:

By: [Signature]  
Owner (Authorized Signature)

Date: 3/15/18

ACCEPTED:

By: [Signature]  
Engineer (Authorized Signature)

Date: 3/15/18

Date:

Newberry WWTP Improvements

Change Order #7 (#4 Arch)

Incorporate the following changes into the contract:

1. Revise the contract amount to reflect the deletion of the unused \$10,000 concrete restoration allowance. Decrease the contract amount and amounts due to Arch per Article II, paragraph 3 the Takeover Agreement in the amount of \$ 10,000.00

Net Change This Item: (\$ 10,000.00)

2. Extend the final contract completion date as required by the delayed roofing completion at no change in cost.

Net Change This Item: \$ 0.00

Total Changes this Change Order: (\$ 10,000.00)

MICHIGAN DEPARTMENT OF ENVIRONMENTAL QUALITY  
OFFICE OF DRINKING WATER AND MUNICIPAL ASSISTANCE - REVOLVING LOAN SECTION

**DRINKING WATER REVOLVING FUND (DWRP) AND CLEAN WATER STATE REVOLVING FUNDS (SRF/SWQIF)  
REQUEST FOR DISBURSEMENT OF FUNDS**

THIS INFORMATION IS REQUIRED UNDER AUTHORITY OF PARTS 52, 53, AND 54, 1994 PA 451.

PLEASE SEE OTHER SIDE FOR INSTRUCTIONS TO COMPLETE REQUEST

A. Project # <b>5536-01</b>	B. Request # <b>26</b>	C. Period Covered by Request 12/1/17 to 03/16/18 <small>(M/D/Y)</small>	D. Request Type <input checked="" type="checkbox"/> partial <input type="checkbox"/> final	E. Recipient's EIN <b>38-6007193</b>	F. Loan Amount <b>\$4,490,000</b>
G. Recipient's Name: <b>Village of Newberry</b>					Phone # <b>906-293-3433</b>
Address: <b>Village Hall, 307 East McMillan, Newberry, MI 49868</b>					
H. Recipient's Bank Name: <b>First National Bank of St. Ignace</b>					Phone # <b>906-293-5160</b>
Address: <b>1014 Newberry Ave., Newberry, MI 49868</b>					
Account Name: <b>Village of Newberry Sewage Receiving Fund</b>				ABA # <b>091108539</b>	Account # <b>770-2780</b>
Special Instructions: <b>Deposit Description: SRF Loan Disbursement</b>					
I. Budget Items (round amounts to the nearest dollar)					
			Approved Amount Incurred this Period	Approved Amount Incurred to Date	
1. PLANNING COSTS			<b>S-2 Grant</b>	<b>\$101,500</b>	
2. USER CHARGE SYSTEM DEVELOPMENT COSTS			<b>S-2 Grant</b>	<b>\$20,000</b>	
3. DESIGN ENGINEERING COSTS			<b>S-2 Grant</b>	<b>\$199,000</b>	
4. LEGAL/FINANCIAL SERVICE FEES			<b>\$0.00</b>	<b>\$10,742</b>	
5. ADMINISTRATIVE COSTS			<b>\$0.00</b>	<b>\$21,417</b>	
6. BOND COUNSEL FEES				<b>\$34,000</b>	
7. BOND ADVERTISEMENT COSTS				<b>\$0</b>	
8. BID ADVERTISEMENT COSTS				<b>\$0</b>	
9. CAPITALIZED INTEREST				<b>\$0</b>	
10. LAND ACQUISITION/RELOCATION COSTS				<b>\$0</b>	
11. LAND PURCHASE COSTS				<b>\$0</b>	
12. CONSTRUCTION ENGINEERING COSTS (C2AE Inv. # 64931)			<b>\$0.00</b>	<b>\$403,813</b>	
13. CONSTRUCTION COSTS (bid contracts) (Arch/DeVere PPE #18)			<b>\$28,874.44</b>	<b>\$3,878,233</b>	
14. CONSTRUCTION COSTS (force account)			<b>\$0.00</b>	<b>\$0</b>	
15. EQUIPMENT COSTS (See attached for Itemized Breakdown)			<b>\$26,172.92</b>	<b>\$51,420</b>	
16. OTHER PROJECT COSTS				<b>\$0</b>	
17. ADJUSTMENTS DUE TO OTHER FUNDING				<b>(\$320,500)</b>	
18. TOTAL AMOUNT INCURRED THIS PERIOD			<b>\$55,047.36</b>	<b>xxxxxxx</b>	
19. TOTAL CUMULATIVE AMOUNT INCURRED TO DATE				<b>\$4,389,624</b>	
20. AMOUNT PREVIOUSLY DISBURSED				<b>(\$4,344,577)</b>	
21. AMOUNT REQUESTED FOR DISBURSEMENT				<b>\$55,047</b>	

I certify that I am an authorized representative of the recipient and am authorized to make the following certifications on behalf of the recipient: (i) there is no pending litigation or event which will materially and adversely affect the project, the prospects for its completion, or the recipient's ability to make timely repayments on the obligation issued in connection with this project; (ii) the representations, warranties and covenants contained in the supplemental agreement for the obligations pursuant to which this request for disbursement is submitted continue to be true and accurate in all material respects as of the date hereof; (iii) to the best of my knowledge and belief, the costs above were incurred in accordance with the terms of the supplemental agreement and the application for assistance for this project; and (iv) the amount requested for disbursement represents the loan amount due, which has not previously been requested.

Authorized Representative Name (Print or Type): **John DeWitt** Title: **President**

Authorized Representative Signature (Original): \_\_\_\_\_ Date: \_\_\_\_\_

PLEASE RETURN THIS COMPLETED REQUEST TO THE ADDRESS SHOWN ON THE REVERSE SIDE



# APPLICATION AND CERTIFICATE FOR PAYMENT

**To Owner:** Village of Newberry  
 307 E. McMillan Avenue  
 Newberry, MI 49888  
**Project:** 14214, Village of Newberry WWTP Improvements  
**Invoice #:** 1421418  
**Application No.:** 18  
**Period To:** 3/15/2018  
**Project Nos:** SRF No. 5536-01  
**Contract For:**

**From Contractor:** Arch Insurance Company  
 3 Parkway, Suite #1500  
 Philadelphia, PA 19102  
**Via Architect:** C2AE Architecture - Engineering  
**Contract Date:**

**Distribution to:**  
 Owner ☐  
 Architect ☐  
 Contractor ☐

## CONTRACTOR'S APPLICATION FOR PAYMENT

Application is made for payment, as shown below, in accordance with the Contract. Continuation Sheet is attached.

1. Original Contract Sum	\$3,792,000.00
2. Net Change By Change Order	\$45,358.45
3. Contract Sum To Date	\$3,837,358.45
4. Total Completed and Stored To Date	\$3,837,358.45
5. Retainage:	
a. 0.00% of Completed Work	\$0.00
b. 0.00% of Stored Material	\$0.00
Total Retainage	\$0.00
6. Total Earned Less Retainage	\$3,837,358.45
7. Less Previous Certificates For Payments	\$3,808,484.01
8. Current Payment Due	\$28,874.44
9. Balance To Finish, Plus Retainage	\$0.00

CHANGE ORDER SUMMARY		
Total changes approved in previous months by Owner	Additions	Deductions
Total Approved this Month	\$136,404.42	\$91,045.97
TOTALS	\$0.00	\$0.00
Net Changes By Change Order	\$136,404.42	\$91,045.97
	\$45,358.45	

The undersigned Contractor certifies that to the best of the Contractor's knowledge, information, and belief, the work covered by this Application for Payment has been completed in accordance with the Contract Documents.

CONTRACTOR: Arch Insurance Company

By: W.R. Date: 3/15/18

State of: Pennsylvania  
 Subscribed and sworn to before me this 15th  
 Notary Public: Helen Szafran  
 My Commission expires: 10/13/2021

County of: Philadelphia  
day of: March

COMMONWEALTH OF PENNSYLVANIA  
 NOTARIAL SEAL  
**HELEN SZAFRAN, Notary Public**  
 My Commission Expires October 13, 2021  
 ARCHITECT'S CERTIFICATE FOR PAYMENT  
 In accordance with the Contract Documents, based on the above application, the Architect certifies to the best of the Architect's knowledge, information, and belief, the Work has progressed as indicated, and the Contractor is entitled to payment of the AMOUNT CERTIFIED.

AMOUNT CERTIFIED \$ 28,874.44

(Attach explanation if amount certified differs from the amount applied. Initial all figures on this Application and on the Continuation Sheet that are changed to conform with the amount certified.)

ARCHITECT: C2AE Architecture - Engineering

By: C.A. Date: 3/15/18

This Certificate is not negotiable. The AMOUNT CERTIFIED is payable only to the Contractor named herein. Issuance, payment, and acceptance of payment are without prejudice to any rights of the Owner or Contractor under this Contract.

# CONTINUATION SHEET

Page 2 of 2

Application and Certification for Payment, containing Contractor's signed certification is attached.  
In tabulations below, amounts are stated to the nearest dollar.  
Use Column I on Contracts where variable retainage for lino items may apply.

Application No.: 18

Application Date: 03/15/18

To: 03/15/18

Architect's Project No.: SRF No. 5536-01

Invoice #: 1421418 Contract: 14214. Village of Newberry WWTP Improvements

A Item No.	B Description of Work	C Scheduled Value	D Work Completed		F Materials Presently Stored (Not in D or E)	G Total Completed and Stored To Date (D+E+F)	H Balance To Finish (C-G)	I Retainage
			From Previous Application (D+E)	This Period In Place				
1	Original Contract Amount Less Allowances	3,694,500.00	3,694,500.00	0.00	0.00	3,694,500.00	0.00	
2	ALLOWANCES							
3	SEMO Gas Allowance	0.00	0.00	0.00	0.00	0.00	0.00	
4	Newberry Power Allowance	90,000.00	90,000.00	0.00	0.00	90,000.00	0.00	
5	Primary Digester #1 Repair Allowance	2,500.00	2,500.00	0.00	0.00	2,500.00	0.00	
6	Change Order No. 1	5,000.00	5,000.00	0.00	0.00	5,000.00	0.00	
7	Change Order No. 2 Items No. 1, 2, 3, 4, 5, 7, 8, 9 & 10	18,428.68	18,428.68	0.00	0.00	18,428.68	0.00	
8	Change Order No. 2, Item 6 Concrete Restore Allow	33,533.43	33,533.43	0.00	0.00	33,533.43	0.00	
9	Change Order No. 3	10,000.00	0.00	10,000.00	0.00	10,000.00	0.00	
10	Change Order No. 4	29,343.59	29,343.59	0.00	0.00	29,343.59	0.00	
11	Item No. 1 Delete Allowance Balances	0.00	0.00	0.00	0.00	0.00	0.00	
12	Item No. 2 Delete Demonstration & Training - Owner	-31,045.97	-31,045.97	0.00	0.00	-31,045.97	0.00	
13	Item No. 3 Revise Appendix A of Take Over Agreement	-50,000.00	-50,000.00	0.00	0.00	-50,000.00	0.00	
14	Item No. 4 Revise Article II, Paragraph 19 of Take Over Agr	0.00	0.00	0.00	0.00	0.00	0.00	
15	Change Order No. 5	0.00	0.00	0.00	0.00	0.00	0.00	
16	Bulletin No. 10	8,874.44	0.00	0.00	0.00	0.00	0.00	
17	Change Order No. 6	0.00	0.00	8,874.44	0.00	8,874.44	0.00	
18	Bulletin #7R Item 7R.1	11,185.82	0.00	0.00	0.00	0.00	0.00	
19	Bulletin #12 Item 12.1	16,679.54	11,185.82	0.00	0.00	11,185.82	0.00	
20	Bulletin #12 Item 12.2	2,994.13	16,679.54	0.00	0.00	16,679.54	0.00	
21	COR #7	2,994.13	2,994.13	0.00	0.00	2,994.13	0.00	
22	Change Order No. 7 - Delete Concrete Restoration Allowance	5,364.79	5,364.79	0.00	0.00	5,364.79	0.00	
		-10,000.00	0.00	-10,000.00	0.00	-10,000.00	0.00	
Grand Totals		3,837,368.45	3,828,484.01	8,874.44	0.00	3,837,358.45	0.00	0.00

**Newberry WWTP SRF 5536-01**  
**Draw #26 Cost Breakdown**  
**Misc Repairs and Upgrade Costs**

**3/15/2018**

<b>1</b>	<b>Replace Grinder</b>		
	331526	Crane	\$ 19,871.00
			<hr/>
			<b>\$ 19,871.00</b>
<b>2</b>	<b>Actuator for Dezurik Plug Valve</b>		
	331597	Crane	\$ 4,725.00
			<hr/>
			<b>\$ 4,725.00</b>
<b>3</b>	<b>Blower Silencer</b>		
	BI-46141	TMI	\$ 1,576.92
			<hr/>
			<b>\$ 1,576.92</b>

**Total Equipment Cost**

**\$ 26,172.92**



# Invoice

**SHIP TO: Village of Newberry**  
**9698 N M123**  
**Newberry, MI 49868**

Quantity	Description	Unit Price	Amount
1	Furnish and startup of Vogelsang replacement grinder Model XRC100-800QD	\$ 19,781.00	\$ - \$ 19,781.00 \$ - \$ - \$ - \$ - \$ - \$ - \$ - \$ - \$ - \$ - \$ -
		<b>TOTAL</b>	\$ 19,781.00
IF YOU HAVE ANY QUESTIONS REGARDING THIS INVOICE PLEASE CONTACT DAWN DRAEGER 920-257-0109 <a href="mailto:d.draeger@craneengineering.net">d.draeger@craneengineering.net</a>		<b>FREIGHT</b>	
		<b>TAX</b>	
		<b>TOTAL DUE</b>	\$ 19,781.00



Ph: (920) 733-4425 • Fax: (920) 733-0211

Web: [www.cranengineering.net](http://www.cranengineering.net)

NEWBERRY, MI 49868

NEWBERRY, MI  
49868

# INVOICE

**CUSTY:**

Net 15	11/15/17	331597-00
09/06/17	vr1283	1
11/05/17	Delivered	drd
Crane (KIMB)		662

REMIT TO: PO Box 38, Kimberly WI 54136

**INSTRUCTIONS:**

**REFERENCE:**

	Description	QTY	UNIT PRICE	TOTAL	TAXES	SUBTOTAL
ROTO-BOM ROTO-BOM Serial #: 331597 ROTORK IQT500WT ACTUATOR MOUNTING KIT TO BE MOUNTED ON 5" DEZURK ELECTRIC VALVE FLOMATIC/CPT OPTION FOR MAINTAINING SERVICE		1	0.00			\$4500.00
Lines Total						\$4500.00
Cash Discount			0.00 If Paid By 11/16/17			\$225.00
Total						\$4725.00

Last Page

### Cash Discount

0.00 If Paid By 11/16/17

**331507-00**

**TMI Compressed Air Systems, Inc.**  
 2626 Sanford Ave SW  
 Grandville, MI 49418  
 P.(616) 791-9555  
 F.(616) 791-9464  
[financial@tmi-compressors.com](mailto:financial@tmi-compressors.com)



Invoice Number	BI-48141
Date	11/30/17
WO Number	WO-062451

**Bill To:** Newberry Wastewater Treatment Plant  
 302 E Mcmillan Ave.  
 Newberry, MI 49868

**Customer Purchase Order#:** 6415

**Terms:** Net 30

**Ship To:** Newberry Wastewater Treatment Plant  
 302 E Mcmillan Ave.  
 Newberry, MI 49868

**Description:** Silencer

**Serial Number:**

**Model Number:**

**Service Date:**

**Technician's Comments:**

Qty	Item	Description	Item Amount	Extended Amount
1.00	<u>D33H-6"/H18"</u>	D33H Right Angle Intake Silencer	1,183.00	1,183.00
1.00		Freight	393.92	393.92

Invoice Subtotal:	1,576.92
Tax Amount:	0.00
Freight Amount:	0.00
Invoice Balance:	1,576.92

received  
3/12/18 - dw

3-10-18

I have a few questions  
What is the annual salary of the manager.  
How often does she work, unless she walks  
to work & very seldom see her vehicle  
by the office?  
How many government grants or others has  
she applied for?  
I heard she is pulling money out of  
special acct & putting it back into the general  
fund, is this so?

one other question I check my meter  
the same day as the village does &  
the date on the bill is always 2 or 3  
days later. Why isn't an accurate time?

I would please like an answer in writing  
as soon as possible, I can't attend the  
Council meeting.

Don Brown  
815 E. Limbs  
Newberry



KINGSFORD  
10 MAR 2018

Village President



February 26, 2018

RECEIVED  
2/26/18

1:30 pm

To the Village Council for Newberry, Michigan  
Attn.: John DeWitt, Village President  
301 E McMillan Ave  
Newberry, MI 49868

Eric Buckler  
Newberry, MI 49868

RE: Compliance Issue of the Newberry Planning Commission with the Michigan Planning Enabling Act  
(Act 33 of 2008)

Sir:

I write to you and all of the Village Council with grave concerns with a number of matters of possible illegality concerning the appointment of personnel to the Planning Commission, potential conflict of interest of a member of the Planning Commission, and disenfranchisement of property owners of Village parcels not in residence.

Currently the Planning Commission has two Village Council members and the chairman of the Newberry Water & Light Board. Under Section 15, Subsection 5 of Michigan Act 33 of 2008, "In a city, village, or county, the chief administrative official or a person designated by the chief administrative official, if any, the chief elected official, 1 or more of the legislative body, or any combination thereof, may be appointed to the planning commission as ex officio members, unless prohibited by charter. However, in a city, village, or county, not more than 1/3 of the members of the planning commission may be ex officio members. Except as provided in this subsection, an elected officer or employee of the local unit of government is not eligible to be a member of the planning commission." As earlier stated, of the 5 members of the Planning Commission, 3 of the members are members of Council or employees of the Village. There are 5 total members on the Planning Commission and as such only 1 maybe on Council or an employee.

Under Section 15, Subsection 9 of Michigan Act 33 of 2008, "Before casting a vote on a matter on which a member may have reasonably be considered to have a conflict of interest, the member shall disclose the potential conflict of interest to the planning commission." Further in the same subsection it states: "Failure of a member to disclose a POTENTIAL conflict of interest as required by this subsection constitutes malfeasance in office." Sharon Brown is a property owner within the business development corridor within the draft Master Plan, and despite ongoing questions about her involvement, has continuously and actively participated in the formulation of the draft Master Plan. Further her interests




were clear to Council as she prepared grant applications under the Rising Tide initiative for her business, all this without any attempt to disclose the potential conflict of interest.

Lastly I was present nearly 2 years ago in meetings concerning activation and later reworking ordinances for the Planning Commission. When I submitted my name for consideration of being a member of the Planning Commission under the prior ordinance on the matter, both Charles Cleaver and Sharon Brown stated that I was ineligible as I was not a resident. This was not a requirement under the prior ordinance which was still in effect. Secondly as ordinance was formulated for a modified planning commission, Sharon Brown stated that state law on the matter required residential status. This was false, and yet Brown who was instrumental in formation of the new ordinance acted to disenfranchise property owners not in residence. This matter is clearly addressed as permissible under Section 15, subsection 4 of Michigan Act 33 of 2008.

The entirety of this matter is given further context in the fact that the new Village ordinance for the Planning Commission references Michigan Act 285 of 1931 to empower the commission. This act had been repealed circa 2008, prior to the writing of the new ordinance.

I hereby on the behalf of the residences and property owners of the Village of Newberry, formally request a formal inquiry of these matters by the Village Council. I also request suspension of meetings and activity of the Planning Commission, especially in relation to the draft Master Plan, until specific determination on these matters can be resolved.

Sincerely yours,

A handwritten signature in dark ink, appearing to read "Eric Buckler", with a stylized flourish at the end.

Eric Buckler

(906) 450-3773

March 14, 2018

To: The Village of Newberry  
Newberry Village Council  
Attn: John DeWitt, Village President  
301 East McMillan Avenue  
Newberry MI 49868

From: Eric Buckler

RE: 2018 Budget for Water, Electric and Wastewater Funds

Dear Sir:

This letter is in regard to the recent letter I sent you asking to be placed on the March 19, 2018 Regular Village Council Meeting Agenda to address Council and in general with grave concerns on recent potentially illegal actions of the Village Management involving the 2018 budgets.

With consideration of legal requirements of the Uniform Budgeting and Accounting Act (Michigan Act 2 of 1968), Federal Regulation in Government Accounting Standard Bulletin #34 (GASB #34), and Village Ordinances 36 and A, the Village Manager has a responsibility to present to the Village Council proposed budgets for the Village General Fund, and major enterprise funds including the Water, Electric, and Wastewater Funds in a timing to allow consideration and adoption of said budgets before the start of the fiscal year. The Village Manager failed to do so and as a result to date only the Village General Fund has been approved, though-be-it after the fiscal year began on January 1, 2018.

Documentation the Village Manager supplied to the Newberry Water & Light Board for its regular February meeting included a "2018 Recommended Budget." Just prior to the March 13, 2018 Water & Light Board Meeting, the Village Manager provided Board a "12/31/18 Recommended Budget and 12/31/18 Recommended Budget Amendment." Copies of these documents are provided for reference. The specific terminology represents a specific accounting maneuver to would largely conceal the fact that budgeting for the 2018 Water and Electric Funds was not done as legally required prior to the beginning of the fiscal year. The March submission by the Village Management suggests that budgeting was done for the Water and Electric Funds with the General Fund, but those funding levels were at a zero (0) dollar amount. The document

RECEIVED  
3/14/18  
mib

then suggests that re-allocation to these funds be accomplished by amendment and/or adjustment protocol.

This maneuver also precludes the potential requirement of public hearings on these budget matters as would be required for initial budgets of these funds. I would specifically urge the Village Council in this matter to consider how these funds are adopted and the need to the Public to be informed and involved in the proceedings. It is clear from Public comments and the level of participation in the March 13<sup>th</sup>, 2018 Water & Light Board meeting that the Public is demanding an open process in which full disclosure of revenues and spending be made.

Despite the Village Management's accounting maneuver, a second legal issue remains. Michigan Act 2 of 1968 specifically states "an administrative officer of the local unit shall not incur expenditures against an appropriation account in excess of the amount appropriated by the legislative body." Further regulation within GASB #34 prohibits appropriations through budget amendments or adjustments for debts that have been incurred prior to final appropriation.

These matters are not the only actions found in documents of Village accounting for the past 2 years questioning the legality of the actions and the degree to which Council was informed of Village Management's actions. While I understand the need of the Village Council to establish a budget for the regular operation of the Village and its departments, a full investigation and reconciliation of these potential matters should be made. Some Council members have referred to correspondence and/or reporting to the State of Michigan (Treasure, etc.) as resolving these matters. If this is the case, I request full disclosure of any such correspondence to the Public on this matter. But until these issues are fully resolved to the level of addressing matters of law that are clear to almost any reader, pursuit of answers and accountability on these matters will continue as required.

I believe this letter will provide sufficient information as you may need to allow me to address Council on this matter in the March 19, 2018 regular meeting.

Sincerely,

A handwritten signature in dark ink, appearing to read "Eric Buckler", with a long horizontal line extending to the right.

Eric Buckler

March 15, 2018

To: The Village of Newberry  
Newberry Village Council  
Attn: John DeWitt, Village President  
301 East McMillan Avenue  
Newberry MI 49868

From: Eric Buckler

RE: Accounting Irregularities within 2017 and 2018 Budget – Cost Allocation

Dear Sir:

I am writing this letter to inform you of apparent accounting irregularities identified on review of recent document obtained from the Village.

Cost Allocation refers to a process of accounting and recording the full costs of a government service by including its indirect costs or “overhead” in addition to its direct costs. Direct costs are those that clearly and directly benefit a specific program, such as supplies, materials, staff salaries and benefits. Indirect costs, commonly referred to as “overhead costs” or central services, are for support services that are shared by multiple departments, programs and/or funds, such as accounting, payroll, administrative, or human resources salaries and benefits.

In relation to State and Federal requirements in law and regulation, Cost Allocation is a requirement of local governments to identify the actual costs of services, equitably share those costs, and ensure accuracy of cost-based user fees for public services such as utilities. During my tenure as Superintendent of Newberry Water & Light and DPW Superintendent, I worked with the then Village Manager (Holmes) to determine appropriate cost allocation for each department and fund according to a set Cost Allocation Policy. Payroll records and timesheets were required, processed, and compiled to fully document this process. Adherence to and documentation for the Cost Allocation Policy was done to meet State and Federal laws and regulations as well as grant requirements sourced from Federal Funds.

Budget data from the Water Fund released by Village Management during the review of rates and adoption of new rates in 2017 do not align with the Cost Allocation policy. The Village

RECEIVED  
3/15/18

um12

Manager however has not consistently tracked year-to-date expenditures in reporting to Council or Board and refuses to release any end-of-year figures for 2017 until audited. As such until recently only periodic data illuminated efforts of cost allocation. However, a recent FIOA response for administrative records strongly indicates that the current Village Manager (Jennifer James-Mesloh) and Assistant Village Manager (Buck Vallad) are no longer following the Cost Allocation policy. Village Management has elected to establish arbitrary values equally dividing a number of direct and indirect costs between various departments and funds without consideration of actual hours worked by regular, supervisory and administrative staff.

In the March 1, 2018 FOIA response by the Village Manager for records for a breakdown of hours worked by administrative staff, James-Mesloh stated: "No such records exist." The same response was given for an inquiry as to documentation of the process (i.e. Cost Allocation). Lastly records were requested as to an "exercise" Buck Vallad conducted to "evaluate" time for select administrative staff spent on matters of the water and electric departments. The results of the inquiry for the months of September, October and November of 2017 hardly support the arbitrary ratios assigned to the water or electric department. The timing of Vallad's "exercise" coincidentally falls directly after Public questions concerning cost allocation began.

As this information has recently come into my possession, I forward it to you for distribution to Village Council and the Water & Light Board for examination. I would strongly suggest that these practices by the Village Management be brought to the State of Michigan (Department of Treasury) attention for examination with the audit of fiscal year 2017. The matter should be definitively resolved by the State as preeminent authority for the Village on the matter. Consideration should also be given to the timing on this matter as Village Management is currently incurring debts and processing payroll for three departments and respective funds still having no legally adopted budget.

This letter should also provide additional information for budget consideration at the March 19, 2018 regular meeting of the Village Council.

Sincerely,

  
Eric Buckler

3/13/18

Water and Light Board -

We are enclosing a check for our account, 1-01220-00, in amount of \$222.69, based on phone call to your office on this date. Phone call was necessary since we never received a bill, and payments are usually due on 15th of each month. We were told that a new billing system had went into effect, but that bills now didn't meet regulations to go through postal system. To us, it only makes common sense to have checked that out prior to putting money, which supposedly the village doesn't have, into a new system. We were also told that we could have copy of bill mailed to us, which we definitely want, since we're not in the habit of paying bills until we receive a statement with an explanation of charges. If a copy of bill can be sent to us now, our question would be why a copy wasn't sent before in a timely manner, instead of our having to call.

Not at all pleased with raise in water and sewer rates with no visible benefits and, in fact, worse services. We still do not drink the water since it smells and tastes horrible.

Sincerely,

Lloyd and Carolyn Martindale

306 West John St.

Newberry

(906) 293-5046

40+ Years Village Residents

RECEIVED  
3-13-18

**Lori A. Stokes**

**February 17, 2018**

**Village of Newberry  
Jennifer James-Mesloh, Village Manager  
302 East McMillan Avenue  
Newberry MI 49868**

**Jennifer James-Mesloh,**

**Under the Freedom of Information Act, I am requesting the following:**

- **A copy of the public advertising or bid proposal for the position that Gary Moulton has filled.**
- **The date that Gary Moulton was interviewed for the position he was hired for.**
- **The qualifications and any and all information Gary Moulton provided showing his ability to do the job he was hired for.**
- **Newberry Village Council and Newberry Water & Light meeting minutes of the approval of Gary Moulton's hiring.**
- **The job description under which Gary Moulton was hired.**
- **The signed contract that he was hired under and the duration of the contract.**
- **The financial information, such as, what he is being paid, how often, any and all fringe benefits he may be afforded.**

**Sincerely,**

**Lori A. Stokes**

**Lori A. Stokes**

**February 17, 2018**

**Village of Newberry  
Jennifer James-Mesloh, Village Manager  
302 East McMillan Avenue  
Newberry MI 49868**

**Jennifer James-Mesloh,**

**Under the Freedom of Information Act, I am requesting the following:**

- **Copies of any and all email correspondence between, from and to Jennifer James-Mesloh, Buck Vallad, Allison Watkins, Michelle Baynton, Mary Jordan and Matt Perry from December 8, 2017 to present.**

**Sincerely,**

**Lori A. Stokes**



Lori A. Stokes

February 22, 2018

Village of Newberry  
Jennifer James-Mesloh, Village Manager  
302 East McMillan Avenue  
Newberry MI 49868

Jennifer James-Mesloh,

Under the Freedom of Information Act, I am requesting the following:

- A breakdown of the days and hours worked by each Administrative employee (Michelle Baynton, Allison Watkins, Mary Jordan) in the Water & Light Department and what those duties were during the time period of July 1, 2017 to February 21, 2018.
- Verification of hours worked by administration (Michelle Baynton, Allison Watkins, Mary Jordan) in the Water & Light department during the time period of July 1, 2017 to February 16, 2018, how those hours were computed and the manner in which the work time was documented.
- Copies of the daily work logs requested by Buck Vallad that Mary Jordan, Allison Watkins, Michelle Baynton and Lori Stokes maintain and file with him during the months of September, October and/or November of 2017.

Sincerely,

Lori A. Stokes

**Kenneth E. Stokes**

**March 1, 2018**

**Village of Newberry  
Jennifer James-Mesloh, Village Manager  
302 East McMillan Avenue  
Newberry MI 49868**

**Jennifer James-Mesloh,**

**Under the Freedom of Information Act, I am requesting the following:**

- **A copy of Allison Watkins resume' and job application when she applied for the job of Director of Human Resources and Community Engagement**

**Sincerely,**

**Kenneth E. Stokes**

**RECEIVED**  
**3/1/18**

*mub*

**Kenneth E. Stokes**

**March 2, 2018**

**Village of Newberry  
Jennifer James-Mesloh, Village Manager  
302 East McMillan Avenue  
Newberry MI 49868**

**Jennifer James-Mesloh,**

**Under the Freedom of Information Act, I am requesting the following:**

- **A copy of Mary Jordan's resume' and job application for the Finance Manager's position she was hired for.**
- **A copy of the job description for the Finance Manager position**

**Sincerely,**

**Kenneth E. Stokes**

**RECEIVED**  
**3/2/18**

**-mub**

**Kenneth E. Stokes**

**March 2, 2018**

**Village of Newberry  
Jennifer James-Mesloh, Village Manager  
302 East McMillan Avenue  
Newberry MI 49868**

**Jennifer James-Mesloh,**

**Under the Freedom of Information Act, I am requesting the following:**

- **A copy of Michelle Baynton's resume' and job application for the Administration Assistant position she was hired for.**

**Sincerely,**

**Kenneth E. Stokes**

**RECEIVED**  
**3/2/18**

*mb*

**Kenneth E. Stokes**

**March 2, 2018**

**Village of Newberry  
Jennifer James-Mesloh, Village Manager  
302 East McMillan Avenue  
Newberry MI 49868**

**Jennifer James-Mesloh,**

**Under the Freedom of Information Act, I am requesting the following:**

- **A copy of Buck Vallad's resume' and job application for the job he was originally hired for.**
- **A copy of the job description for the Assistant Village Manager position.**

**Sincerely,**

**Kenneth E. Stokes**

**RECEIVED**  
**3/2/18**

*mlB*

**Kenneth E. Stokes**

**March 2, 2018**

**Village of Newberry  
Jennifer James-Mesloh, Village Manager  
302 East McMillan Avenue  
Newberry MI 49868**

**Jennifer James-Mesloh,**

**Under the Freedom of Information Act, I am requesting the following:**

- **A copy of Jennifer James-Mesloh resume' and job application for the position she was hired for.**

**Sincerely,**

**Kenneth E. Stokes**

**RECEIVED**  
**3/2/18**

*umb*

Kenneth E. Stokes

March 6, 2018

Village of Newberry  
Jennifer James-Mesloh, Village Manager  
302 East McMillan Avenue  
Newberry MI 49868

Jennifer James-Mesloh,

Under the Freedom of Information Act, I am requesting the following:

A copy of the list of the Water & Light Board bills that were approved to be paid at the February 13, 2018 Newberry Water & Light Board meeting and the total amount approved to be paid.

Sincerely,

Kenneth E. Stokes

RECEIVED  
3/6/18  
mjb

Kenneth E. Stokes

March 6, 2018

Village of Newberry  
Jennifer James-Mesloh, Village Manager  
302 East McMillan Avenue  
Newberry MI 49868

Jennifer James-Mesloh,

Under the Freedom of Information Act, I am requesting the following:

A copy of the list of the Water & Light Board bills that were approved to be paid at the February 19, 2018 Village of Newberry Council meeting and the total amount approved to be paid.

Sincerely,

Kenneth E. Stokes

RECEIVED  
3/19/18

MUB



Kenneth E. Stokes

March 12, 2018

Village of Newberry  
Jennifer James-Mesloh, Village Manager  
302 East McMillan Avenue  
Newberry MI 49868

Jennifer James-Mesloh,

Under the Freedom of Information Act, I am requesting the following:

- The names of those who authorized disconnect fees and late charges to be reversed or not applied to customer's monthly bills and customers to carry a very ridiculously large monthly balance for several months. Listed below you will find the accounts in question:
  - 10-17-16;                      - disconnect fee reversal and no disconnection
  - June - September 2017;                      - reversal of late charges
  - 1-13-17;                      - allowed to only pay the back bill to avoid shut-off
  - 2-14-2018;                      - allowed to only pay the back bill to avoid shut-off and had disconnect fee reversed.
  - 8-16-17;                      - disconnect fee reversed
  - 11-13-17;                      - 4 late charges reversed and 1 disconnect fee reversed
  - 2-13-18;                      - ridiculously high account balance with no apparent disconnects

All the best,

Kenneth E. Stokes

RECEIVED  
3/12/18  
mms

**Kenneth E. Stokes**

**March 12, 2018**

**Village of Newberry  
Jennifer James-Mesloh, Village Manager  
302 East McMillan Avenue  
Newberry MI 49868**

**Jennifer James-Mesloh,**

**Under the Freedom of Information Act, I am requesting the following:**

- **A copy of all paid Vendor invoices that were not approved by the Water & Light Board for payment at the February 19, 2018 Village Council meeting. I request the copies show Vendor name, date of purchase/invoice, items purchased, cost of items and any other charges such as late fees, date paid.**

**Best Regards,**

**Kenneth E. Stokes**

**RECEIVED**  
**3/12/18**  
*mab*

**Kenneth E. Stokes**

**March 12, 2018**

**Village of Newberry  
Jennifer James-Mesloh, Village Manager  
302 East McMillan Avenue  
Newberry MI 49868**

**Jennifer James-Mesloh,**

**Under the Freedom of Information Act, I am requesting the following:**

- **A copy of Buck Vallad's resume and job application for the position of Assistant Village Manager that he was hired for.**

**Sincerely,**

**Kenneth E. Stokes**

**RECEIVED**  
3/12/18  
mub

**Kenneth E. Stokes**

**March 12, 2018**

**Village of Newberry  
Jennifer James-Mesloh, Village Manager  
302 East McMillan Avenue  
Newberry MI 49868**

**Jennifer James-Mesloh,**

**Under the Freedom of Information Act, I am requesting the following:**

- **What State of Michigan department will be performing the annual Village of Newberry audit and the annual Newberry Water & Light Board audit.**
- **What date will the above mentioned audits be performed.**
- **What time will the audits be performed.**
- **Whom would be the contact person representing the State of Michigan department performing the audit.**

**Thank you in advance,**

**Kenneth E. Stokes**

**RECEIVED**  
**3/12/18**  
**muB**

**Kenneth E. Stokes  
301 West John Street  
Newberry MI 49868  
906-450-5151**

**March 16, 2018**

**Village of Newberry  
Jennifer James-Mesloh, Village Manager  
302 East McMillan Avenue  
Newberry MI 49868**

**Jennifer James-Mesloh,**

**Under the Freedom of Information Act, I am requesting the following:**

- **A copy of the approved Water & Light Board bills for January 2018 at presented at the February 13, 2018 Water & Light Board meeting showing Vendor original invoices to include the date of purchase, items purchased with pricing and any other charges such as late fees and date paid.**

**Sincerely,**

  
**Kenneth E. Stokes**

**RECEIVED**  
**3/16/18**

Kenneth E. Stokes  
301 West John Street  
Newberry MI 49868  
906-450-5151

March 16, 2018

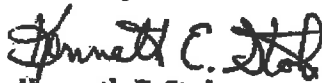
Village of Newberry  
Jennifer James-Mesloh, Village Manager  
302 East McMillan Avenue  
Newberry MI 49868

Jennifer James-Mesloh,

Under the Freedom of Information Act, I am requesting the following:

- The original printing date of the proposed Newberry Water & Light Board 2018 budget for all departments as presented at the March 13, 2018 Water & Light Board meeting.

Sincerely,

  
Kenneth E. Stokes

RECEIVED  
3/16/18

**Kenneth E. Stokes  
301 West John Street  
Newberry MI 49868  
906-450-5151**

**March 16, 2018**

**Village of Newberry  
Jennifer James-Mesloh, Village Manager  
302 East McMillan Avenue  
Newberry MI 49868**

**Jennifer James-Mesloh,**

**Under the Freedom of Information Act, I am requesting the following:**

- **The dollar amount of the annual membership fee paid to the Michigan Rural Water Association.**

**Sincerely,**

  
**Kenneth E. Stokes**

**RECEIVED  
MAR 16 2018**

Kenneth E. Stokes  
301 West John Street  
Newberry MI 49868  
906-450-5151

March 16, 2018


Village of Newberry  
Jennifer James-Mesloh, Village Manager  
302 East McMillan Avenue  
Newberry MI 49868

Jennifer James-Mesloh,

Under the Freedom of Information Act, I am requesting the following:

- A digital copy of all footage recorded from the closed circuit television cameras located inside of the Village of Newberry Administrative building at 302 East McMillan Avenue, Newberry MI. from March 12, 2018 at 12:00 PM to March 13, 2018 at 9:00 PM. Please contact me with price estimates for recording on different media options.

Sincerely,

  
Kenneth E. Stokes

RECEIVED  
3/16/18



Jessica Korenich

March 12, 2018

Village of Newberry  
Jennifer James-Mesloh, Village Manager  
302 East McMillan Avenue  
Newberry MI 49868

Jennifer James-Mesloh,

Under the Freedom of Information Act, I am requesting the following:

- The total amount of money paid to the Newberry Village Council and the Newberry Water & Light Board from 1.1.2017 to present

You may email the information to me at: [jeskoren@gmail.com](mailto:jeskoren@gmail.com)

Sincerely,

Jessica Korenich

RECEIVED  
3/13/18

mmB

Ian E. Stokes

March 12, 2018

Village of Newberry  
Jennifer James-Mesloh, Village Manager  
302 East McMillan Avenue  
Newberry MI 49868

Jennifer James-Mesloh,

Under the Freedom of Information Act, I am requesting the following:

- Dollar amount spent on attorney fees by the Village of Newberry and Newberry Water and Light Board from 1-1-2017 to present.
- Dollar amount spent on attorney fees by the Village of Newberry and Newberry Water and Light Board from 1.1.2016 to 12.31.2016.

If you have any questions please call me at 906.291.0267. You may email the requested information to me at:  
[vooper294@gmail.com](mailto:vooper294@gmail.com)

Best Regards:

Ian E. Stokes

RECEIVED  
3/12/18  
mub

Eric Buckler

March 1, 2018

To the Village Council for Newberry, Michigan  
Attn.: John DeWitt, Village President  
301 E McMillan Ave  
Newberry, MI 49868

To Whom It May Concern:

Under the Michigan Freedom of Information Act § 15.231 et seq., I am requesting copies of public records that as follows:

1. Documentation of the budgets for the Village General Fund, Water Fund, Electric Fund, and Waste Water Fund as adopted for the beginning of year for the years 2016, 2017, and 2018.
2. Documentation of the Budget Adjustments (Quarterly and otherwise) for the Village General Fund, Water Fund, Electric Fund, and Waste Water Fund for the years 2016 and 2017.

If there are any fees for searching or copying these records, please inform me if the cost will exceed \$50. However, I would also like to request a waiver of all fees in that the disclosure of the requested information is in the public interest and will contribute significantly to the public's understanding of the Village operations. This information is not being sought for commercial purposes.

The Michigan Freedom of Information Act requires a response to this request within five days. If access to the records I am requesting will take longer than this amount of time, please contact me with information about when I might expect copies or the ability to inspect the requested records.

If you deny any or all of this request, please cite each specific exemption you feel justifies the refusal to release the information and notify me of the appeal procedures available to me under the law.

Thank you for considering my request.

Sincerely, -

Eric Buckler

RECEIVED  
3/1/18

mjb

Village of Newberry Planning Commission

Minutes: Continuation of Public Hearing from 1/22/18 – to hear comments on the Master Plan

February 26, 2018

302 East McMillan Ave.

6:00 p.m.

**Present:** Chairperson Vincent, Members: Brown, Dishaw, Hardenbrook.

**Absent:** None.

**Also Present:** Village Manager - James-Mesloh, Clerk - Schummer, Director of Human Resources & Community Engagement – Watkins, Don Ratliff, A. J. Downey, Mike Schnorr, Don Jones, Bruce Lane, Buzz Medelis, Kip Cameron, Chuck Pipes, Tina Pipes, Steve Stiffler, Eric Buckler, Susan Jewell, Lori Stokes, Donald Wright.

**Call to Order:** Chairperson Vincent called the meeting to order at 6:00 p.m. at the Village of Newberry Administration Building. The Pledge of Allegiance was recited.

**Approval of Agenda:** Moved by Brown, support by Hardenbrook, **CARRIED**, to strike #5 – Approval of Minutes, as previous Hearing was incomplete, so those minutes are ongoing. #7 – Read: PUBLIC COMMENTS ON NON-AGENDA ITEMS. Now reads: PUBLIC COMMENTS ON AGENDA ITEMS. Ayes: Brown, Hardenbrook, Vincent. Abstain: Dishaw.

**Chairperson Announcements:** Chairperson Vincent stated that after the conclusion of the Public Hearing there will be a five-minute recess and will then continue with unfinished business. He also stated that during the continuation of the Public Hearing, those that spoke at the January 22, 2018 Hearing, had their three minutes to speak already and would not be allowed to speak again. They would however have opportunity to speak during the other two Public Comment periods in the meeting.

**Public Comments on Agenda Items:** Comment was heard from the following: Eric Buckler – 412 W. Ave. C.

**Resume Public Hearing on Master Plan:** Chairperson Vincent reopened the Public Hearing as a continuation of the Public Hearing to hear comments on the Master Plan, which originally began on January 22, 2018.

**Public Comments:** The following is a synopsis of a comment heard:

Eric Buckler –Stated that there couldn't have been a meeting (Jan. 22, 2018) because there was no quorum present. He feels that a person sitting on the Commission, as well as a letter in the Newberry News, written by a consultant for the Village from Beckett and Raeder, had shown complete animosity to the public's engagement. He states that a grievance was presented to Council and wasn't even given a hearing, partly because of people that are on both the Planning Commission and the Council. There was a petition signed by over 140 people stating they did not want to become a City specifically and secondly they wanted zoning to be open to business. He feels the Master Plan is not reflective of the public's will or interest. He feels the

Commission does not want the public to have any engagement on this issue. He stated that other members of the Commission have been driven off because the Village Manager set the meeting times. He believes people on the Commission have a conflict of interest. He stated that the 140 people demand that the Commission consider changing those two points (stated on the petition) before moving forward and they also demand that there be a reconciliation of who is on the Planning Commission, with the conflict of interest and the propriety under Michigan law.

As no one else wanted to make a comment, Vincent closed the Public Hearing at 6:11 p.m.

6:11 – Recess began.

6:16 – Resume meeting.

**Unfinished Business:**

1. Master Plan Memo from Beckett & Raeder: Claire Karner, a consultant from Beckett & Raeder, gave a presentation regarding the Master Plan. She advised that the Planning Commission received, for their review, 4 written comments, a petition titled “Save our Village”, along with the written transcript from the beginning of the Public Hearing held on January 22, 2018. She stated she identified some components of the Master Plan that she believes addresses the most of the public concerns. She recommended that the Commission adopt amendments to the Master Plan to include: preserving the cottage industry element in the land use portion, state with clarity that the Village is only exploring the possibility of becoming a City, emphasize the collaborative nature with other entities regarding recreation areas located outside of the Village. Discussion followed. She will have the changes done for the next Planning Commission meeting.
2. Planning Commission Deliberation on Edits to Master Plan: Corrections and edits were pointed-out and discussed.
3. Planning Commission Action on Master Plan: Action delayed until edits are made.

**New Business:** None.

**Public Comments:** Comments heard from: Donald Wright – 8358 Co. Rd. 387, Don Jones – 514 E. Ave. B, Eric Buckler – 412 W. Ave. C., Charles Medelis – 218 E. McMillan, Michael Winn – Newberry Ave., A.J. Downey, Terese Schummer – 214 W. Truman, Donald Ratliff – 309 E. Truman.

**Adjournment:** Moved by Brown, support by Hardenbrook, **CARRIED**, to adjourn the meeting at 7:04 p.m. Ayes: All.

These minutes are unofficial until voted on at the next meeting.

---

Terese Schummer, Clerk

---

Lawrence Vincent, Chairperson

# VILLAGE OF NEWBERRY



*Moose Capital of Michigan*

---

302 East McMillan Avenue, Newberry, MI 49868 Phone: 906-293-3433 Fax: 906-293-8569

---

## **Activity Report for Director of Human Resources and Community Engagement February 20, 2018 to March 19, 2018**

- **FOIA Requests**
  - Pulling information, copying, organizing documents for FOIA Requests
    - 21 requests from Feb 19 to March 16
- **Union**
  - Participating in union negotiations
- **Grants Management -**
  - **TORC DNR Grant Scope Amendment– Pending**
    - This has been delayed significantly since submitting for request in June of 2017
    - DNR POC is overwhelmed with work and stated should see amendment by the end of the week
- **Hiring**
  - Interviewing and Hiring is complete for our PT Clerk position
  - Samantha Peariso started work on Monday, March 12, 2018
- **Committee/Membership/Partnership Meetings:**
  - Save the Bells – on hiatus until April or May
  - Chamber of Commerce – planning for the Annual Meeting on April 20<sup>th</sup> – Kentucky Derby Theme
    - Pentland Township Hall
  - Save, Restore, & Grow Newberry – no meeting this month
  - Strategic Alliance for Health – no meeting in February

# Newberry Wastewater Treatment Plant

## George Blakely Superintendent

### March 2018 Report

The last of the punch list has been completed for the project. Oak City is done at the Newberry Wastewater Treatment Plant and will be submitting the final paper work to close out their portion of the work.

We started feeding polymer on the 13<sup>th</sup> of March. It had an immediate effect on the settling in the final clarifier. It will take some time to tell if this will do what we hope it will.

We installed the silencer on our blower and it is up and running.

- Work shop has been completed
- Started feeding Polymer
- Digester Coping installed
- Tested PH on water from Tahquamenon Area Schools

# VILLAGE OF NEWBERRY



*Moose Capital of Michigan*

---

302 East McMillan Avenue, Newberry, MI 49868 Phone: 906-293-3433 Fax: 906-293-8569

---

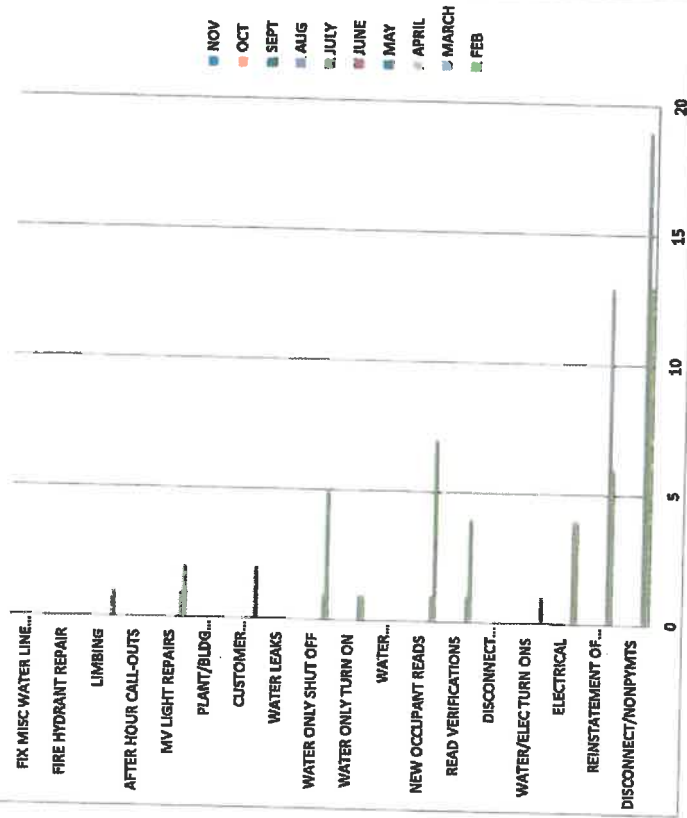
**NEWBERRY WATER AND LIGHT  
SUPERINTENDENT OF WATER AND LIGHT  
MATT PERRY  
FEBRUARY 2018**

- Snow Removal
- Union Negotiations
- Plant and Vehicle Cleanup/Maintenance
- Street Lights/Photocell/Unground Box (Repair)
- Samples
- OSHA Compliance
- Outage (Call Out, Dollarville Bad Trans)
- Disconnects for non-payments (23)
- DEQ Inspection
- Meter Reading
- Envelope Stuffing
- New Light At McMillan/Newberry Ave.
- Outage E Ave A (202)
- Pole Inventory (AT&T, Hiawatha, Charter)
- MECA Safety Meeting






## Work Orders



**Water & Light  
Water Pumpage Report - 2018**

MONTH	PUMPAGE	X 1,000,000	1000'S GALS	COST PER 1000 GALS	PUMPED NOT BILLED FOR	\$ BILLED FOR	GALS BILLED	LOSS	BILLED FOR	LOST REVENUE
JAN '17	4.052	4052000	4052	\$ 9.25	\$ 43,601.00	\$ 35,835.92	3213	21%	79%	\$ 7,765.08
FEB '17	5.586	5586000	5586	\$ 9.25	\$ 57,790.50	\$ 35,068.45	3123	44%	56%	\$ 22,722.05
MAR '17	4.919	4919000	4919	\$ 9.25	\$ 51,620.75	\$ 32,783.23	2870	42%	58%	\$ 18,837.52
APR '17	4.44	4440000	4440	\$ 9.25	\$ 47,190.00	\$ 26,693.75	2209	50%	50%	\$ 20,496.25
MAY '17	4.862	4862000	4862	\$ 9.25	\$ 51,093.50	\$ 33,410.04	2930	40%	60%	\$ 17,683.46
JUNE '17	6.218	6218000	6218	\$ 9.25	\$ 63,636.50	\$ 41,981.56	3867	38%	62%	\$ 21,654.94
JULY '17	5.236	5236000	5236	\$ 9.25	\$ 54,553.00	\$ 32,873.46	2888	45%	55%	\$ 21,679.54
AUG '17	5.394	5394000	5394		GOAL					
SEPT '17	5.566	5566000	5566		\$ 80,000.00	\$ 82,799.37	5394	103%		\$ (2,799.37)
OCT '17	4.53	4530000	4530		\$ 80,000.00	\$ 82,267.11	5566	103%		\$ (2,267.11)
NOV '17	4.634	4634000	4634		\$ 80,000.00	\$ 82,568.39	4530	103%		\$ (2,568.39)
DEC '17	4.339	4339000	4339		\$ 80,000.00	\$ 82,239.62	4634	103%		\$ (2,239.62)
					GOAL		4339	103%		\$ (2,001.71)
JAN '18	4.428	4428000	4428		\$ 80,000.00	\$ 74,408.55	4428	93.0%		\$ 5,591.45
FEB '18	3.780	3780000	3780		\$ 80,000.00	\$ 77,569.72	3780	97%		\$ 2,430.28
MAR '18					\$ 80,000.00			0%		
APR '18					\$ 80,000.00			0%		
MAY '18					\$ 80,000.00			0%		
JUNE '18					\$ 80,000.00			0%		
JULY '18					\$ 80,000.00			0%		
AUG '18					\$ 80,000.00			0%		
SEPT '18					\$ 80,000.00			0%		
OCT '18					\$ 80,000.00			0%		
NOV '18					\$ 80,000.00			0%		
DEC '18					\$ 80,000.00			0%		
				GOAL	\$ 960,000.00	\$ 151,978.27		0%		
				BILLED TO DATE	\$ 151,978.27			% OF GOAL		
				REMAINING NEEDED FOR BUDGET	\$ 808,021.73			16%		

# GALLONS OF WATER PUMPED



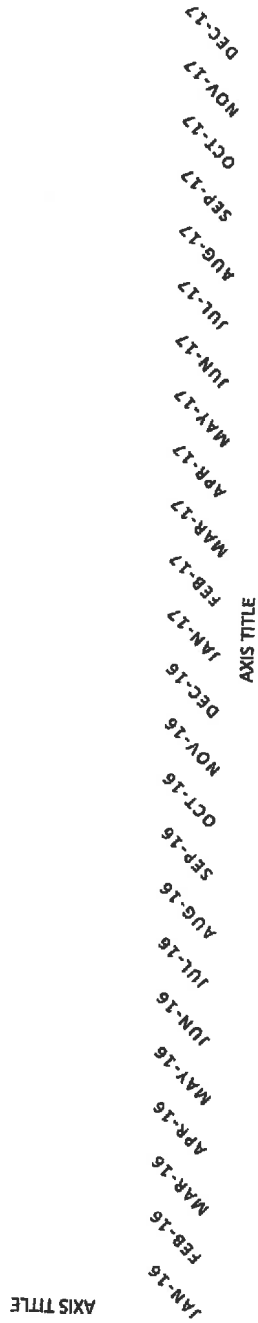
WATER AND LIGHT  
MISS DIGS

Water & Light  
Miss Digs  
February 2018

MISS DIGS	Jan-17	Feb-17	Mar-17	Apr-17	May-17	Jun-17	Jul-17	Aug-17	Sep-17	Oct-17	Nov-17	Dec-17
000 RESPONSE PENDING												
001 NO CONFLICT												
002 MARKED												
003 NOT COMPLETE												
004 MARKED-UTILITY REQUIRED ON SITE DURING EXCAVATION												
005 ON GOING COORDINATION												
006 NOT MARKED-NO ACCESS TO WORK AREA												
007 STATED SCOPE OF WORK COMPLETED												
008 FACILITY RESPONSE NOT REQUIRED												
009 ADDITIONAL LOCATING REQUIRED												
010 EXEMPT FROM MARKING												
013 CANCELED												
201 DESIGN-TASK FACILITIES												
202 DESIGN-TASK COMPLETED												
203 DESIGN-MARKING REQUIRED												
999 HAS NOT RESPONDED												
TOTALS	0	0	0	0	0	0	0	0	0	0	0	0

WATER & LIGHT

Series1 Series2 Series3 Series4 Series5 Series6 Series7 Series8 Series9 Series10 Series11 Series12 Series13 Series14 Series15 Series16



**2017 RATE SURVEY: COMMUNITIES WITH BOTH WATER & WASTEWATER - SORTED ALPHABETICALLY**

PAGE 1 of 3

SYSTEM	WATER - 2017			WASTEWATER - 2017			2017 TOTAL WATER & SEWER	MHI 2010 CENSUS	% MHI WATER	% MHI SEWER	% MHI TOTAL	2013 TOTAL WATER & SEWER	% Rate Increase in 5 years
	COST/ 1,000 GAL	MONTHLY CHARGE	5,000 GAL TOTAL	COST/ 1,000 GAL	MONTHLY CHARGE	5,000 GAL TOTAL							
COMMUNITIES WITH BOTH WATER & WASTEWATER													
Adams Twp - Atlantic	\$6.00	\$26.00	\$43.00	\$6.30	\$22.00	\$31.45	\$74.45	37,669	1.37%	1.00%	2.37%	\$61.95	20.2%
Adams Twp - Palmsdale	\$6.00	\$25.00	\$43.00	\$3.00	\$29.00	\$33.50	\$76.50	33,519	1.54%	1.20%	2.74%	\$64.00	18.5%
Adams Twp - Baltic	\$6.00	\$25.00	\$43.00	\$5.25	\$53.00	\$60.88	\$103.88	33,519	1.54%	2.18%	3.72%	\$91.38	13.7%
Adams Twp - Trimountain	\$6.00	\$25.00	\$43.00	\$5.25	\$47.00	\$54.88	\$97.88	33,519	1.54%	1.96%	3.50%	\$85.38	14.6%
Ahmeek	\$9.62	\$52.31	\$91.93	\$4.25	\$9.83	\$38.91	\$100.84	33,125	2.24%	1.41%	3.65%	\$71.65	40.7%
Allouez Twp (1)	\$8.81	\$16.83	\$59.05	\$4.00	\$10.40	\$30.40	\$88.45	31,250	0.00%	1.17%	1.17%	\$90.34	10.1%
Alpha	\$1.00	\$32.00	\$33.00	\$1.00	\$35.00	\$36.00	\$89.00	25,417	1.58%	1.58%	3.12%	\$89.00	0.0%
Baraga	\$7.60	\$36.00	\$43.60	\$8.76	\$28.35	\$62.15	\$105.75	28,424	1.84%	2.62%	4.46%	\$97.80	20.4%
Baraga Township	\$7.60	\$36.50	\$46.10	\$8.76	\$28.35	\$62.15	\$108.25	39,303	1.41%	1.90%	3.31%	\$90.30	19.9%
Bates Township*	\$2.00	\$35.00	\$37.00	X	\$24.00	\$24.00	\$61.00	41,625	1.07%	0.89%	1.76%	\$61.00	0.0%
Bertrand Twp	\$5.45	\$25.44	\$30.35	X	\$18.85	\$18.85	\$48.20	30,391	1.20%	0.74%	1.94%	\$47.30	4.0%
Bessemer	\$7.30	\$21.15	\$57.65	\$9.50	\$22.60	\$70.00	\$127.65	28,412	2.43%	2.86%	5.39%	\$78.65	62.3%
Calumet Twp (Village) (1), (3)	\$3.81	\$16.83	\$58.05	\$6.66	\$16.00	\$46.25	\$106.30	16,750	0.00%	0.00%	0.00%	\$87.69	21.2%
Carp Lake Twp (4)	\$15.00	\$22.00	\$97.00	\$8.50	\$41.00	\$41.00	\$138.00	30,781	1.28%	1.28%	2.51%	\$127.00	6.7%
Carp Lake Twp - White Pine (4)	\$10.00	\$22.00	\$72.00	\$8.50	\$41.00	\$41.00	\$113.00	30,781	1.19%	1.40%	2.59%	\$102.00	10.9%
Caspian	\$3.00	\$30.31	\$30.31	\$3.00	\$31.44	\$36.00	\$86.31	25,088	1.54%	1.54%	3.09%	\$59.19	12.0%
Chaseell Twp	\$6.25	\$26.00	\$32.25	\$6.25	\$26.00	\$32.25	\$84.50	43,182	1.29%	1.08%	2.38%	\$82.80	3.2%
Chatham	\$5.40	\$19.50	\$46.50	X	\$38.00	\$38.00	\$85.50	33,917	2.76%	0.57%	3.33%	\$77.00	11.0%
Copper City	\$12.00	\$18.00	\$78.00	X	\$16.00	\$16.00	\$94.00	24,904	3.76%	0.77%	4.53%	\$80.00	17.5%
Crystal Falls	\$8.00	\$38.85	\$54.85	\$3.62	\$25.20	\$25.20	\$80.05	38,134	1.87%	0.86%	2.73%	\$77.00	4.0%
Crystal Falls Township**	\$6.98	\$30.56	\$30.78	\$6.95	\$52.00	\$52.00	\$82.78	39,028	0.95%	1.80%	2.55%	\$30.00	2.6%
DeTour	\$2.50	\$40.00	\$52.50	X	\$25.35	\$25.35	\$77.85	33,571	1.88%	0.81%	2.78%	\$72.85	8.9%
Escanaba	\$3.23	\$14.31	\$30.46	\$2.98	\$7.07	\$21.97	\$52.43	29,130	1.25%	0.91%	2.16%	\$43.85	19.6%
Escanaba - Wells Township	\$6.46	\$28.82	\$60.92	\$2.98	\$14.14	\$29.04	\$89.96	55,365	1.32%	0.63%	1.95%	\$75.10	19.8%
Forsyth Twp	\$10.00	\$25.00	\$55.00	\$10.00	\$20.00	\$50.00	\$105.00	47,839	1.39%	1.29%	2.64%	\$70.95	48.0%
Franklin Twp	\$1.00	\$16.00	\$16.00	\$8.80	\$30.50	\$84.50	\$80.50	37,738	0.51%	2.05%	2.56%	\$80.50	0.0%
Gesetra	\$4.37	\$36.35	\$36.35	\$4.90	\$30.50	\$30.50	\$65.85	26,136	1.82%	1.40%	3.02%	\$54.07	21.8%
Gladstone	\$5.20	\$10.00	\$36.00	\$6.15	\$8.50	\$39.25	\$73.25	41,458	1.04%	1.14%	2.18%	\$67.75	11.1%
Hancock	\$7.85	\$7.82	\$46.87	\$9.85	\$6.00	\$54.25	\$101.12	39,080	1.70%	1.97%	3.67%	\$78.62	28.6%
Houghton	\$4.60	\$1.55	\$32.25	\$8.74	X	\$43.72	\$75.97	21,993	1.76%	2.39%	4.15%	\$67.90	11.9%
Houghton County Airport	\$20.39	\$40.80	\$101.97	\$28.56	X	\$142.80	\$244.77	Z				\$148.85	64.3%
Hubbell (1), (2)	\$8.81	\$16.83	\$58.05	\$8.12	\$6.00	\$46.60	\$104.65	35,542	1.98%	1.57%	3.53%	\$81.64	28.2%
Interior Twp (Trout Crk)	\$3.20	\$29.50	\$32.70	\$3.20	\$8.50	\$11.70	\$44.40	32,503	1.21%	0.43%	1.64%	\$44.40	0.0%
Iron Mountain	\$3.40	\$14.50	\$31.47	\$4.16	\$7.00	\$27.90	\$59.37	41,204	0.92%	0.81%	1.73%	\$43.35	37.0%
Iron River, Stambaugh, & Min Hills	\$6.62	\$26.50	\$33.12	\$6.50	\$34.00	\$42.50	\$75.62	26,306	1.51%	1.94%	3.45%	\$71.42	5.9%



**2017 RATE SURVEY: COMMUNITIES WITH BOTH WATER & WASTEWATER - SORTED ALPHABETICALLY**

SYSTEM	WATER - 2017			WASTEWATER - 2017			2017 TOTAL WATER & SEWER	MHI 2010 CENSUS	% MHI WATER	% MHI SEWER	% MHI TOTAL	2013 TOTAL WATER & SEWER	% Rate Increase in 5 years	
	COST/ 1,000 GAL	MONTHLY CHARGE	5,000- GAL TOTAL	COST/ 1,000 GAL	MONTHLY CHARGE	5,000 GAL TOTAL								
COMMUNITIES WITH BOTH WATER & WASTEWATER														
Ironwood	\$7.37	\$21.08	\$57.89	\$9.02	\$30.46	\$75.66	\$133.45	29,893	2.34%	3.05%	5.39%	\$105.82	26.3%	
Ironwood Twp (5)	\$8.25	\$38.35	\$79.60	\$7.30	\$22.15	\$58.65	\$138.25	42,892	2.23%	1.84%	3.87%	\$136.97	1.0%	
Ishpeming	\$15.34	\$38.35	\$76.70	\$12.16	\$30.40	\$60.80	\$137.60	39,065	2.38%	1.87%	4.22%	\$86.76	60.3%	
Ishpeming Twp	\$3.00	\$9.00	\$21.00	X	\$28.40	\$28.40	\$47.40	44,578	0.57%	0.71%	1.28%	\$38.40	23.4%	
K/I Sawyer	\$5.80	\$5.80	\$29.00	\$11.80	\$11.80	\$28.40	\$88.00	29,202	1.19%	2.42%	3.62%	\$82.00	7.3%	
Kingsford	\$2.57	\$2.60	\$15.36	\$5.34	\$2.65	\$28.36	\$44.70	33,973	0.64%	1.04%	1.68%	\$28.36	69.6%	
Klarose Twp	\$1.83	\$5.85	\$5.86	\$7.33	\$23.39	\$23.39	\$29.24	32,224	0.22%	0.87%	1.09%	\$23.10	26.6%	
Lake Linden - Village	\$8.00	\$39.50	\$59.50	\$6.25	\$36.50	\$67.75	\$127.25	40,803	1.76%	2.00%	3.76%	\$104.20	22.1%	
Lake Linden - Schoolcraft Twp	\$4.65	\$20.26	\$43.51	\$8.12	\$22.24	\$46.60	\$90.11	33,083	1.58%	1.69%	3.27%	\$88.78	31.0%	
Laurium (1), (3)	\$5.77	\$25.08	\$53.93	\$8.12	\$22.24	\$46.60	\$100.53	40,905	1.58%	1.37%	2.95%	\$76.45	31.5%	
Macinac Island	\$8.81	\$16.83	\$68.05	\$6.65	\$15.00	\$48.25	\$106.30	33,083	2.11%	1.75%	3.86%	\$87.89	21.2%	
Manistique	\$3.64	\$9.94	\$28.14	\$9.26	\$23.06	\$69.21	\$97.35	46,594	0.89%	1.71%	2.40%	\$82.12	18.5%	
Manistique - Twp Customers	\$9.78	\$30.47	\$79.37	\$10.50	\$25.06	\$77.58	\$158.93	29,375	3.24%	3.17%	6.41%	\$118.36	32.6%	
Manistique Township	\$14.67	\$45.70	\$119.05	\$15.75	\$30.06	\$108.83	\$227.88	54,091	2.64%	2.41%	5.06%	\$172.60	32.0%	
Marquette	\$2.00	\$35.00	\$37.00	\$2.50	\$38.00	\$40.50	\$77.50	38,125	1.16%	1.27%	2.44%	\$88.00	14.0%	
Marquette Twp	\$6.68	X	\$33.40	\$10.38	X	\$61.95	\$86.36	36,797	1.09%	1.69%	2.78%	\$88.85	24.3%	
McMillan Twp (Ewen)	\$8.66	\$21.50	\$64.80	\$11.83	\$15.70	\$74.85	\$139.65	58,760	1.32%	1.53%	2.85%	\$117.00	19.4%	
Menominee - City	\$5.71	\$40.00	\$40.00	\$5.00	\$47.50	\$47.50	\$87.50	30,448	1.58%	1.87%	3.45%	\$70.00	25.0%	
Menominee - Twp Customers	\$2.96	\$13.26	\$28.06	\$3.32	\$15.41	\$31.98	\$60.05	41,480	0.81%	0.93%	1.74%	\$44.41	35.2%	
Munising	\$5.92	\$28.62	\$58.12	\$6.64	\$30.82	\$64.02	\$120.14	52,028	1.28%	1.46%	2.77%	\$91.25	47.9%	
Negaunee	\$6.83	\$17.98	\$51.43	\$14.98	\$10.39	\$83.89	\$136.12	34,650	1.78%	2.90%	4.68%	\$97.82	38.1%	
Newberry	\$10.17	\$18.11	\$58.79	\$7.82	\$35.69	\$66.97	\$125.76	43,915	1.61%	1.83%	3.44%	\$106.88	17.7%	
Norway - City	X	\$75.00	\$75.00	X	\$35.00	\$35.00	\$110.00	36,993	2.43%	1.14%	3.57%	\$84.97	69.3%	
Norway - Twp Customers	\$6.25	\$25.00	\$56.25	\$9.25	\$25.00	\$71.25	\$127.50	36,008	1.87%	2.37%	4.25%	\$81.25	56.9%	
Ontonagon	\$6.25	\$31.25	\$62.50	\$9.25	\$31.25	\$77.50	\$140.00	49,898	1.50%	1.86%	3.37%	\$88.75	57.7%	
Oscoda Township - Tamarack	\$10.00	\$22.00	\$72.00	\$6.00	\$21.00	\$51.00	\$123.00	32,950	2.62%	1.86%	4.48%	\$123.00	0.0%	
Farland Twp	\$7.50	\$38.00	\$43.50	\$8.12	\$22.62	\$48.68	\$90.48	33,750	1.55%	1.57%	3.22%	\$72.70	24.5%	
Portage Twp	\$2.40	\$20.21	\$22.61	\$3.48	\$34.01	\$37.49	\$80.10	44,526	0.61%	1.01%	1.62%	\$46.30	29.8%	
Portage Twp - Naumkeag Shores	\$4.00	\$20.75	\$38.75	\$7.50	\$32.50	\$68.25	\$105.00	40,547	1.15%	1.96%	3.11%	\$98.75	8.3%	
Portage Twp - Dakota Heights	\$4.00	\$13.00	\$33.00	\$9.00	X	\$45.00	\$78.00	40,547	0.98%	1.33%	2.31%	\$78.00	0.0%	
Powell Twp	\$6.00	\$16.00	\$46.00	\$10.00	\$30.50	\$50.50	\$126.50	63,750	1.36%	2.36%	3.74%	\$114.00	11.0%	
Republic Twp	\$7.15	\$45.00	\$55.73	\$7.00	\$29.00	\$39.50	\$85.23	63,750	1.05%	0.74%	1.79%	\$84.00	48.8%	
	X	\$38.00	\$38.00	X	\$41.00	\$41.00	\$79.00	25,766	1.77%	1.91%	3.69%	\$47.55	66.1%	

# 2017 RATE SURVEY: COMMUNITIES WITH BOTH WATER & WASTEWATER - SORTED ALPHABETICALLY

SYSTEM	WATER - 2017			WASTEWATER - 2017			2017 TOTAL WATER & SEWER	MHI 2010 CENSUS	% MHI WATER	%MHI SEWER	% MHI TOTAL	2013 TOTAL WATER & SEWER	% Rate Increase in 5 years
	COST/ 1,000 GAL	MONTHLY CHARGE	5,000 GAL TOTAL	COST/ 1,000 GAL	MONTHLY CHARGE	5,000 GAL TOTAL							
COMMUNITIES WITH BOTH WATER & WASTEWATER													
Richmond Twp	\$2.00	\$25.00	\$35.00	\$4.00	\$35.00	\$55.00	\$90.00	34,583	1.21%	1.81%	3.12%	\$90.00	0.0%
Rockland Twp	\$2.00	\$35.00	\$45.00	\$1.00	\$10.00	\$15.00	\$80.00	38,375	1.37%	0.46%	1.83%	\$48.00	25.0%
Rudyard Twp	\$2.35	\$27.75	\$27.75	X	\$22.93	\$22.93	\$50.88	40,250	0.83%	0.66%	1.51%	X	
Sault Ste Marie - City Customers	\$9.01	\$2.00	\$47.07	\$10.27	\$3.20	\$54.55	\$101.62	35,323	1.80%	1.85%	3.45%	\$98.28	17.8%
Sault Ste Marie - Twp Cust	\$18.02	\$2.00	\$92.10	\$16.04	\$3.20	\$93.40	\$176.50	62,396	1.77%	1.60%	3.38%	\$147.92	18.6%
St Ignace - City	\$5.55	\$16.00	\$43.75	\$8.80	\$48.15	\$48.15	\$91.30	36,510	1.44%	1.58%	3.02%	\$88.70	3.6%
St Ignace Twp Customers	\$5.55	\$16.00	\$43.75	\$7.41	\$29.98	\$67.01	\$110.76	31,759	1.65%	2.53%	4.19%	\$98.03	11.8%
St Ignace - Moran Twp Cust	\$8.06	\$34.38	\$74.68	\$7.69	\$34.38	\$72.83	\$147.51	56,375	1.59%	1.55%	3.14%	\$132.85	11.0%
Seney Twp	\$2.00	\$22.50	\$22.50	X	\$35.00	\$35.00	\$67.50	24,286	1.11%	1.73%	2.84%	\$53.00	8.5%
Sherman Twp - Gay	X	\$45.00	\$45.00	X	\$25.00	\$25.00	\$70.00	41,094	1.31%	0.73%	2.04%	\$50.00	40.0%
South Range	\$3.45	\$14.80	\$24.95	\$15.40	\$7.30	\$37.30	\$82.25	39,542	0.89%	1.33%	2.23%	\$61.25	1.6%
Stambaugh Twp	\$3.00	\$15.00	\$25.00	\$3.38	\$30.00	\$30.00	\$55.00	45,194	0.86%	0.80%	1.48%	\$53.34	3.1%
Stephenson - City	\$3.33	\$19.48	\$26.14	\$2.25	\$33.20	\$35.70	\$61.84	33,571	1.28%	0.63%	2.21%	\$58.16	6.3%
Stephenson - Twp Customers	\$5.00	\$29.22	\$39.22	\$3.38	\$49.80	\$55.58	\$95.78	43,077	1.58%	1.08%	2.67%	\$87.26	9.8%
Superior Twp	\$3.16	\$32.00	\$35.86	\$1.34	\$14.34	\$24.04	\$60.02	55,542	0.78%	0.52%	1.30%	\$60.02	0.0%
Wakefield	\$4.76	\$10.00	\$33.80	\$2.80	\$27.53	\$40.53	\$74.33	33,250	1.22%	1.46%	2.68%	\$68.43	8.6%
Wakefield Twp (5)	\$7.25	\$54.00	\$90.25	X	\$31.50	\$31.50	\$121.75	28,750	3.77%	1.31%	5.08%	\$121.75	0.0%
Watermeet Township	X	\$39.00	\$39.00	X	\$30.00	\$30.00	\$99.00	32,814	1.43%	1.10%	2.54%	\$97.00	3.0%
White Birch Mobile Home Park	\$2.84	\$6.00	\$20.20	\$2.84	\$6.00	\$20.20	\$40.40	Z				\$28.45	42.0%

Notes: (1) Water rates from Michigan American Water Co.  
(2) Wastewater rates from Torch Lake SA

(3) Wastewater rates from North Houghton Co. Sewer Auth  
(4) Water rates from Ontonagon

(5) Water rates from Gogebic Range Water Auth.

MHI = Median Household Income from U.S. Census data

\* Means 2017 rates compared to 2008 rates

\*\* Means 2013 sewer rates were not provided,

so % increase is for water only

X Means no value included in rate ordinance

Z Means no MHI census data available for utility

2017				Water Rates				Wastewater Rates				Water & Wastewater Rates			
AVERAGE (mean) =	\$46.50	\$44.15	\$94.80												
MEDIAN =	\$43.20	\$40.53	\$90.06												
STANDARD DEVIATION =	\$20.12	\$22.08	\$36.85												
Mean % Increase in 5 Yrs =	18.3%	10.8%	18.6%												



**2017 RATE SURVEY: COMMUNITIES WITH BOTH WATER & WASTEWATER - SORTED BY TOTAL CUSTOMER RATE PER 5,000 GALLONS**

SYSTEM	WATER - 2017				WASTEWATER - 2017				2017 TOTAL WATER & SEWER	MIHI 2010 CENSU S	% MIHI WATER	%MIHI SEWER	% MIHI TOTAL	2013 TOTAL WATER & SEWER	% Rate Increase in 5 years
	COST/ 1,000 GAL	MONTHLY CHARGE	5,000 GAL TOTAL	COST/ 1,000 GAL	MONTHLY CHARGE	5,000 GAL TOTAL	2017								
COMMUNITIES WITH BOTH WATER & WASTEWATER															
Houghton County Airport	\$20.39	\$40.80	\$101.97	\$28.56	X	\$142.80	\$244.77							\$148.85	64.3%
Manistiquia - Twp Customers	\$14.67	\$45.70	\$119.05	\$15.76	\$30.08	\$108.83	\$227.88			54,081	2.84%	2.41%	5.08%	\$172.60	32.0%
Sault Ste Marie - Twp Cuet	\$18.02	\$2.00	\$82.10	\$16.04	\$9.20	\$83.40	\$175.50			62,398	1.77%	1.80%	3.38%	\$147.82	18.8%
Manistiquia	\$9.78	\$30.47	\$78.37	\$10.50	\$26.06	\$77.66	\$158.93			29,375	3.24%	3.17%	6.41%	\$118.38	32.6%
St Ignace - Moran Twp Cuet	\$8.06	\$34.38	\$74.88	\$7.69	\$34.38	\$72.83	\$147.51			58,375	1.58%	1.55%	3.14%	\$132.85	11.0%
Norway - Twp Customers	\$6.25	\$31.25	\$62.50	\$9.25	\$31.25	\$77.50	\$140.00			49,898	1.50%	1.86%	3.37%	\$88.75	57.7%
Marquette Twp	\$8.66	\$21.50	\$64.80	\$11.83	\$16.70	\$74.85	\$139.65			88,750	1.32%	1.53%	2.85%	\$117.00	19.4%
Carp Lake Twp (4)	\$15.00	\$22.00	\$97.00	\$8.50	\$41.00	\$41.00	\$138.00			30,781	2.01%	3.28%	5.27%	\$127.00	8.7%
Manistiquia	\$6.83	\$17.98	\$51.43	\$14.88	\$10.39	\$83.89	\$138.12			34,630	1.78%	2.90%	4.68%	\$97.82	38.1%
Ironwood	\$7.37	\$21.06	\$57.88	\$8.02	\$30.46	\$75.58	\$133.45			29,883	2.34%	3.05%	5.39%	\$105.62	26.3%
Ironwood Twp (5)	\$8.25	\$38.35	\$79.60	\$7.30	\$22.15	\$58.65	\$138.25			42,882	2.23%	1.64%	3.87%	\$138.87	1.0%
Shippening	\$15.34	\$38.35	\$76.70	\$12.18	\$30.40	\$80.80	\$137.50			39,085	2.36%	1.87%	4.22%	\$85.75	60.3%
L'Ansee	\$8.00	\$38.50	\$86.50	\$8.25	\$36.50	\$87.75	\$127.25			40,803	1.76%	2.00%	3.76%	\$104.20	22.1%
Norway - City	\$6.25	\$25.00	\$56.25	\$9.25	\$25.00	\$71.25	\$127.50			36,008	1.87%	2.37%	4.25%	\$81.25	56.8%
Bessemer	\$7.30	\$21.15	\$57.65	\$9.50	\$22.50	\$70.00	\$127.65			28,412	2.43%	2.98%	5.39%	\$78.65	82.3%
Portage Twp - Dakota Heights	\$5.00	\$16.00	\$46.00	\$10.00	\$30.50	\$80.50	\$128.50			40,547	1.36%	2.38%	3.74%	\$114.00	11.0%
Negaunee	\$10.17	\$18.11	\$56.79	\$7.82	\$35.89	\$86.87	\$125.76			43,915	1.81%	1.83%	3.44%	\$106.88	17.7%
Ontonagon	\$10.00	\$22.00	\$72.00	\$6.00	\$21.00	\$51.00	\$123.00			32,980	2.82%	1.86%	4.48%	\$123.00	0.0%
Wakefield Twp (6)	\$7.25	\$54.00	\$60.25	X	\$31.60	\$31.50	\$121.75			28,750	3.77%	1.31%	5.08%	\$121.75	0.0%
Menominee - Twp Customers	\$5.82	\$28.52	\$58.12	\$6.84	\$30.82	\$64.02	\$120.14			52,029	1.29%	1.48%	2.77%	\$81.25	47.9%
St Ignace Twp Customers	\$5.55	\$16.00	\$43.75	\$7.41	\$28.98	\$67.01	\$110.76			31,759	1.85%	2.53%	4.19%	\$99.03	11.8%
Carp Lake Twp - White Pine (4)	\$10.00	\$22.00	\$72.00	\$8.50	\$41.00	\$41.00	\$113.00			30,781	2.92%	1.36%	4.29%	\$102.00	10.8%
Newberry	X	\$75.00	\$75.00	X	\$35.00	\$35.00	\$110.00			36,983	2.43%	1.14%	3.57%	\$84.97	69.3%
Baraga	\$7.80	\$38.00	\$43.80	\$6.76	\$28.35	\$62.15	\$105.76			28,424	1.84%	2.62%	4.46%	\$87.80	20.4%
Baraga Township	\$7.80	\$38.50	\$46.10	\$6.76	\$28.35	\$62.15	\$108.25			39,303	1.41%	1.80%	3.31%	\$90.30	19.9%
Calumet Twp (Village) (1), (3)	\$8.81	\$16.83	\$38.05	\$6.65	\$15.00	\$48.25	\$106.30			18,750	0.00%	0.00%	0.00%	\$87.88	21.2%
Laurium (1), (3)	\$8.81	\$16.83	\$38.05	\$6.65	\$15.00	\$48.25	\$106.30			33,083	2.11%	1.79%	3.86%	\$87.89	21.2%
Forsyth Twp	\$10.00	\$25.00	\$55.00	\$10.00	\$20.00	\$60.00	\$105.00			47,689	1.38%	1.25%	2.84%	\$70.95	45.0%
Portage Twp	\$4.00	\$20.75	\$38.75	\$7.50	\$32.50	\$68.25	\$105.00			40,547	1.15%	1.96%	3.11%	\$98.75	6.3%
Hubbell (1), (2)	\$8.81	\$16.83	\$38.05	\$6.12	\$8.00	\$46.80	\$104.85			35,542	1.86%	1.57%	3.53%	\$81.64	28.2%
Adams Twp - Baltic	\$6.00	\$25.00	\$43.00	\$5.25	\$33.00	\$80.88	\$103.88			33,518	1.84%	2.18%	3.72%	\$81.38	13.7%
Sault Ste Marie - City Customers	\$9.01	\$2.00	\$47.07	\$10.27	\$3.20	\$54.55	\$101.62			35,323	1.80%	1.85%	3.45%	\$86.28	17.8%
Hancock	\$7.85	\$7.62	\$48.87	\$9.85	\$5.00	\$54.25	\$101.12			33,030	1.70%	1.97%	3.67%	\$78.62	28.8%
Ahmeek	\$9.82	\$52.31	\$61.89	\$4.25	\$8.83	\$38.81	\$100.84			33,125	2.24%	1.41%	3.85%	\$71.85	40.7%
Lake Linden - Schoolcraft Twp	\$6.77	\$25.08	\$63.93	\$8.12	\$22.24	\$46.80	\$100.53			40,905	1.58%	1.37%	2.95%	\$76.45	31.5%
Adams Twp - Trimmountain	\$6.00	\$25.00	\$43.00	\$5.25	\$47.00	\$54.88	\$97.88			33,519	1.54%	1.86%	3.50%	\$86.38	14.8%
MacKinnon Island	\$3.64	\$9.94	\$28.14	\$9.28	\$23.05	\$69.21	\$97.35			48,594	0.89%	1.71%	2.40%	\$82.12	18.5%

**2017 RATE SURVEY: COMMUNITIES WITH BOTH WATER & WASTEWATER - SORTED BY TOTAL CUSTOMER RATE PER 5,000 GALLONS**

SYSTEM	WATER - 2017			WASTEWATER - 2017			2017 TOTAL WATER & SEWER	MHI 2010 CENSUS \$	% MHI WATER	%MHI SEWER	% MHI TOTAL	2013 TOTAL WATER & SEWER	% Rate Increase in 5 years
	COST/ 1,000 GAL	MONTHLY CHARGE	5,000 GAL TOTAL	COST/ 1,000 GAL	MONTHLY CHARGE	5,000 GAL TOTAL							
COMMUNITIES WITH BOTH WATER & WASTEWATER													
Stephenson - Twp Customers	\$5.00	\$29.22	\$39.22	\$3.38	\$49.80	\$56.56	\$85.78	43,077	1.55%	1.08%	2.67%	\$87.28	8.8%
Powell Twp	\$7.15	\$45.00	\$55.73	\$7.00	\$29.00	\$39.50	\$86.23	63,760	1.05%	0.74%	1.79%	\$84.00	48.8%
Copper City	\$12.00	\$16.00	\$76.00	X	\$18.00	\$18.00	\$84.00	24,904	3.76%	0.77%	4.53%	\$80.00	17.5%
Lake Linden - Village	\$4.65	\$20.26	\$43.51	\$8.12	\$22.24	\$46.80	\$90.11	33,083	1.56%	1.69%	3.27%	\$88.78	31.0%
St Ignace - City	\$5.55	\$16.00	\$43.75	\$6.80	\$48.15	\$48.15	\$91.90	36,510	1.44%	1.59%	3.02%	\$88.70	3.6%
Osceola Township - Tamarack	\$7.50	\$36.00	\$43.50	\$6.12	\$22.62	\$46.88	\$90.48	33,760	1.55%	1.67%	3.22%	\$72.70	24.5%
Richmond Twp	\$2.00	\$26.00	\$35.00	\$4.00	\$35.00	\$55.00	\$80.00	34,583	1.21%	1.81%	3.12%	\$90.00	-0.0%
Escanaba - Wells Township	\$6.46	\$28.62	\$60.92	\$2.98	\$14.14	\$29.04	\$89.98	55,385	1.32%	0.63%	1.95%	\$75.10	18.8%
Albion Twp (1)	\$8.81	\$16.83	\$58.05	\$4.00	\$10.40	\$30.40	\$88.45	31,250	0.00%	1.17%	1.17%	\$80.34	10.1%
K I Sawyer	\$5.80	\$5.80	\$29.00	\$11.80	\$11.80	\$59.00	\$86.00	29,202	1.19%	2.42%	3.62%	\$82.00	7.3%
McMillan Twp (Ewen)	\$5.71	\$40.00	\$40.00	\$5.00	\$47.50	\$47.50	\$87.50	30,448	1.59%	1.87%	3.45%	\$70.00	26.0%
Chatham	\$5.40	\$19.50	\$46.50	X	\$39.00	\$39.00	\$85.50	33,917	1.65%	1.38%	3.03%	\$77.00	11.0%
Marquette	\$8.68	X	\$33.40	\$10.39	X	\$51.85	\$85.35	36,787	1.09%	1.99%	2.78%	\$98.85	24.3%
Crystal Falls Twp **	\$6.98	\$30.96	\$30.78	\$8.96	\$52.00	\$52.00	\$82.78	39,028	0.85%	1.60%	2.55%	\$30.00	2.6%
Franklin Twp	\$1.00	\$16.00	\$16.00	\$8.80	\$30.50	\$64.50	\$80.50	37,738	0.61%	2.08%	2.56%	\$80.50	0.0%
Republic Twp	X	\$38.00	\$38.00	X	\$41.00	\$41.00	\$79.00	25,768	1.77%	1.91%	3.68%	\$47.55	68.1%
Portage Twp - Naumkeg Shores	\$4.00	\$13.00	\$33.00	\$9.00	X	\$48.00	\$78.00	40,547	0.88%	1.33%	2.31%	\$78.00	0.0%
DeTour	\$2.50	\$40.00	\$52.50	X	\$25.35	\$25.35	\$77.85	33,571	1.88%	0.91%	2.78%	\$72.85	6.9%
Marenisco Township	\$2.00	\$35.00	\$37.00	\$2.50	\$38.00	\$40.50	\$77.50	36,125	1.16%	1.27%	2.44%	\$68.00	14.0%
Adams Twp - Painesdale	\$6.00	\$25.00	\$43.00	\$3.00	\$28.00	\$33.50	\$76.80	33,519	1.64%	1.20%	2.74%	\$84.00	19.5%
Houghton	\$4.60	\$1.85	\$32.25	\$8.74	X	\$43.72	\$75.97	21,983	1.76%	2.38%	4.15%	\$67.90	11.9%
Iron River, Stambaugh, & Min Hills	\$6.62	\$26.50	\$33.12	\$8.80	\$34.00	\$42.50	\$75.82	26,306	1.51%	1.84%	3.45%	\$71.42	5.9%
Gladstone	\$5.20	\$10.00	\$36.00	\$6.16	\$8.50	\$39.25	\$76.25	41,458	1.04%	1.49%	2.16%	\$67.75	11.1%
Adams Twp - Atlantic	\$6.00	\$25.00	\$43.00	\$6.30	\$22.00	\$31.45	\$74.45	37,889	1.37%	1.00%	2.37%	\$81.85	20.2%
Wakefield	\$4.76	\$10.00	\$33.80	\$2.80	\$27.53	\$40.53	\$74.33	33,250	1.22%	1.49%	2.68%	\$88.43	8.6%
Sherman Twp - Gay	X	\$45.00	\$45.00	X	\$25.00	\$25.00	\$70.00	41,084	1.31%	0.79%	2.04%	\$50.00	40.0%
Watermeet Township	X	\$39.00	\$39.00	X	\$30.00	\$30.00	\$68.00	32,614	1.43%	1.10%	2.54%	\$67.00	3.0%
Alpha	\$1.00	\$32.00	\$33.00	\$1.00	\$35.00	\$36.00	\$66.00	25,417	1.56%	1.59%	3.12%	\$68.00	0.0%
Camden	\$3.00	\$30.31	\$30.31	\$3.00	\$31.44	\$36.00	\$66.31	25,066	1.54%	1.54%	3.09%	\$59.19	12.0%
Gaucha	\$4.37	\$36.35	\$35.35	\$5.90	\$30.50	\$30.50	\$65.85	26,136	1.82%	1.40%	3.02%	\$64.07	21.8%
Chassell Twp	\$8.25	\$28.00	\$32.25	\$6.25	\$28.00	\$32.25	\$64.50	43,182	0.88%	0.89%	1.83%	\$82.50	3.2%
South Range	\$3.45	\$14.80	\$24.95	\$15.40	\$7.30	\$37.30	\$82.25	33,542	0.89%	1.33%	2.23%	\$81.25	1.6%
Stephenson - City	\$3.33	\$19.48	\$26.14	\$2.25	\$33.20	\$35.70	\$81.84	33,571	1.28%	0.83%	2.21%	\$58.16	6.3%
Bates Township***	\$2.00	\$35.00	\$37.00	X	\$24.00	\$24.00	\$61.00	41,625	1.07%	0.89%	1.76%	\$61.00	0.0%
Pearland Twp	\$2.40	\$20.21	\$22.61	\$3.48	\$34.01	\$37.49	\$80.10	44,528	0.81%	1.01%	1.82%	\$48.30	28.8%
Superior Twp	\$3.16	\$32.00	\$35.96	\$1.84	\$14.34	\$24.04	\$60.02	55,542	0.78%	0.52%	1.30%	\$60.02	-0.0%

**2017 RATE SURVEY: COMMUNITIES WITH BOTH WATER & WASTEWATER - SORTED BY TOTAL CUSTOMER RATE PER 5,000 GALLONS**

PAGE 3 of 3

SYSTEM	WATER - 2017			WASTEWATER - 2017			2017 TOTAL WATER & SEWER	MHI 2010 CENSU \$	% MHI WATER	% MHI SEWER	% MHI TOTAL	2013 TOTAL WATER & SEWER	% Rate Increase in 6 years
	COST/ 1,000 GAL	MONTHLY CHARGE	5,000 GAL TOTAL	COST/ 1,000 GAL	MONTHLY CHARGE	5,000 GAL TOTAL							
COMMUNITIES WITH BOTH WATER & WASTEWATER													
Menominee - City	\$2.88	\$13.28	\$28.06	\$3.32	\$15.41	\$31.88	\$60.05	41,480	0.81%	0.93%	1.74%	\$44.41	35.2%
Rockland Twp	\$2.00	\$35.00	\$45.00	\$1.00	\$10.00	\$15.00	\$80.00	39,375	1.37%	0.48%	1.83%	\$48.00	26.0%
Interior Twp (Trout Crk)	\$3.20	\$28.50	\$32.70	\$3.20	\$8.50	\$11.70	\$44.40	32,503	1.21%	0.43%	1.64%	\$44.40	0.0%
Iron Mountain	\$3.40	\$14.50	\$31.47	\$4.18	\$7.00	\$27.90	\$59.37	41,204	0.92%	0.81%	1.73%	\$43.35	37.0%
Sarey Twp	\$2.00	\$22.50	\$22.50	X	\$35.00	\$35.00	\$67.50	24,286	1.11%	1.73%	2.84%	\$63.00	8.5%
Stambaugh Twp	\$3.00	\$15.00	\$25.00	\$3.30	\$30.00	\$30.00	\$35.00	45,134	0.86%	0.80%	1.68%	\$53.34	3.1%
Escanabe	\$3.23	\$14.31	\$30.46	\$2.98	\$7.07	\$21.97	\$52.43	29,130	1.25%	0.91%	2.16%	\$43.85	19.6%
Rubyard Twp	\$2.35	\$27.75	\$27.75	X	\$22.83	\$22.83	\$50.68	40,250	0.83%	0.68%	1.51%	X	
Bergland Twp	\$5.45	\$25.44	\$30.35	X	\$18.85	\$18.85	\$49.20	30,391	1.20%	0.74%	1.94%	\$38.40	28.1%
Lehigh Twp	\$3.00	\$8.00	\$21.00	X	\$28.40	\$28.40	\$47.40	44,578	0.57%	0.71%	1.28%	\$47.30	0.2%
Kingsford	\$2.57	\$2.50	\$15.35	\$5.34	\$2.65	\$28.35	\$44.70	33,973	0.54%	1.04%	1.58%	\$28.35	69.6%
White Birch Mobile Home Park	\$2.84	\$8.00	\$20.20	\$2.84	\$8.00	\$20.20	\$40.40	Z				\$28.35	53.3%
Kinross Twp	\$1.83	\$5.85	\$5.85	\$7.33	\$23.39	\$23.39	\$28.24	32,224	0.22%	0.87%	1.09%	\$23.10	28.6%

Notes: (1) Water rates from Michigan American Water Co.

Notes: (1) Water rates from Michigan American Water Co.  
 (2) Wastewater rates from Torch Lake SA  
 (3) Wastewater rates from North Houghton Co. Sewer Auth  
 (4) Water rates from Ontonagon  
 (5) Water rates from Gogebic Range Water Auth.  
 MHI = Median Household Income from U.S. Census data  
 \* Means 2017 rates compared to 2008 rates  
 \*\* Means 2013 sewer rates were not provided,  
 so % Increase is for water only  
 X Means no value included in rate ordinance  
 Z Means no MHI census data available for utility

**2017 RATE SURVEY: CUSTOMER COST FOR WATER ONLY  
SORTED BY TOTAL CUSTOMER RATE PER 5,000 GALLONS**

PAGE 1 of 3

SYSTEM	WATER - 2017			MHI 2010 CENSUS	% MHI WATER	2013 WATER RATES	5-Year % Change
	COST/ 1,000 GAL	MONTHLY CHARGE	5,000 GAL TOTAL				
Manistique - Twp Customers	\$14.87	\$45.70	\$119.06	54,091	2.64%	\$88.18	38.1%
Houghton County Airport	\$20.39	\$40.80	\$101.97	Z		\$84.50	20.7%
Ontonagon - Twp Customers	\$15.00	\$22.00	\$97.00	33,150	3.51%	\$97.00	0.0%
Carp Lake Twp (4)	\$15.00	\$22.00	\$97.00	30,781	3.78%	\$97.00	0.0%
Sault Ste Marie - Twp Cust	\$18.02	\$2.00	\$92.10	82,398	1.77%	\$78.48	17.4%
Wakefield Twp (5)	\$7.25	\$54.00	\$90.25	28,750	3.77%	\$90.25	0.0%
Manistique	\$9.78	\$30.47	\$79.37	29,375	3.24%	\$57.45	38.2%
Copper City	\$12.00	\$18.00	\$78.00	24,904	3.76%	\$64.00	21.9%
Ishpeming	\$15.34	\$38.35	\$76.70	39,065	2.36%	\$44.75	71.4%
Ironwood Twp (5)	\$8.25	\$38.35	\$79.60	42,892	2.23%	\$76.25	4.4%
Newberry	X	\$75.00	\$75.00	36,893	2.43%	\$35.00	114.3%
St Ignace - Moran Twp Cust	\$8.06	\$34.38	\$74.68	56,375	1.59%	\$70.08	6.2%
Eagle Harbor Twp	\$4.50	\$50.50	\$73.00	48,750	1.80%	\$73.00	0.0%
Carp Lake Twp - White Pine (4)	\$10.00	\$22.00	\$72.00	30,781	2.81%	\$72.00	0.0%
Ontonagon	\$10.00	\$22.00	\$72.00	32,950	2.62%	\$72.00	0.0%
Gogebic Range Water Authority	\$7.33	\$34.18	\$70.83	Z			
Marquette Twp	\$8.66	\$22.00	\$85.30	58,750	1.33%	\$50.16	30.2%
Norway - Twp Customers	\$6.25	\$31.25	\$62.50	49,896	1.50%	\$38.25	72.4%
Bessemer Twp (5)	\$6.50	\$30.00	\$62.50	35,909	2.09%	\$62.50	0.0%
Ahmoak	\$9.82	\$52.31	\$61.93	33,125	2.24%	\$43.30	43.0%
Escanaba - Wells Township	\$6.46	\$28.62	\$60.92	55,365	1.32%	\$50.50	20.6%
L'Anse	\$6.00	\$39.50	\$59.50	40,803	1.78%	\$43.85	35.7%
Ironwood	\$7.37	\$21.08	\$57.89	29,693	2.34%	\$45.00	28.6%
Negaunee	\$10.17	\$18.11	\$58.79	43,915	1.81%	\$53.56	9.8%
Laurium (1), (3)	\$8.81	\$18.83	\$58.05	33,083	2.11%	\$49.94	16.2%
Calumet Twp (Village) (1), (3)	\$8.81	\$18.83	\$58.05	18,760	3.72%	\$49.94	16.2%
Hubbell (1), (2)	\$8.81	\$18.83	\$58.05	35,542	1.96%	\$49.94	16.2%
Allouez Twp (1)	\$8.81	\$18.83	\$58.05	31,250	2.23%	\$49.94	16.2%
Michigan American Water Co.	\$8.81	\$18.83	\$58.05	Z		\$49.94	16.2%
Bessemer	\$7.30	\$21.15	\$57.85	28,412	2.43%	\$38.65	49.2%
Norway - City	\$6.25	\$25.00	\$56.25	36,006	1.87%	\$32.50	73.1%
Menominee - Twp Customers	\$5.92	\$26.62	\$56.12	62,029	1.29%	\$34.75	61.5%
Powell Twp	\$7.15	\$45.00	\$55.73	63,750	1.05%	\$35.00	59.2%
Forsyth Twp	\$10.00	\$25.00	\$55.00	47,639	1.39%	\$37.00	48.6%
Crystal Falls	\$8.00	\$38.85	\$54.85	35,134	1.87%	\$53.00	3.5%
Lake Linden - Schoolcraft Twp	\$5.77	\$25.08	\$53.93	40,905	1.58%	\$39.45	36.7%
DeTour	\$2.50	\$40.00	\$52.50	33,571	1.88%	\$47.50	10.5%
Munising	\$6.83	\$17.98	\$51.43	34,650	1.78%	\$36.30	41.7%
Gerrifask Twp	X	\$50.00	\$50.00	38,189	1.57%	\$40.00	25.0%
Hancock	\$7.85	\$7.82	\$46.87	33,030	1.70%	\$41.87	11.9%
Rockland Twp	\$1.00	\$45.00	\$49.00	39,376	1.49%	\$33.00	48.5%
Negaunee Twp	\$6.20	\$17.56	\$48.56	82,500	0.93%	\$36.00	34.9%
Breitung Twp - East Kingsford	\$7.10	\$13.00	\$48.50	43,857	1.33%	\$44.05	10.1%
Maple Ridge Twp	\$5.00	\$37.75	\$47.75	39,688	1.44%	\$27.00	76.9%
Sault Ste Marie - City Customers	\$9.01	\$2.00	\$47.07	35,323	1.60%	\$39.90	18.0%
Chatham	\$5.40	\$19.50	\$46.50	33,917	1.65%	\$43.00	8.1%
Baraga Township	\$7.60	\$38.50	\$46.10	39,303	1.41%	\$30.50	51.1%
Portage Twp - Dakota Heights	\$8.00	\$18.00	\$46.00	40,547	1.36%	\$46.00	0.0%



**2017 RATE SURVEY: CUSTOMER COST FOR WATER ONLY**  
**SORTED BY TOTAL CUSTOMER RATE PER 5,000 GALLONS**

PAGE 2 of 3

SYSTEM	WATER - 2017			MHI 2010 CENSUS	% MHI WATER	2013 WATER RATES	5-Year % Change
	COST/ 1,000 GAL	MONTHLY CHARGE	5,000 GAL TOTAL				
Sherman Twp - Gay	X	\$45.00	\$45.00	41,094	1.31%	\$25.00	80.0%
Rockland Twp	\$2.00	\$35.00	\$45.00	39,375	1.37%	\$33.00	38.4%
St. Ignace - City	\$5.55	\$16.00	\$43.75	38,510	1.44%	\$40.55	7.3%
St Ignace Twp Customers	\$5.55	\$16.00	\$43.75	31,759	1.65%	\$40.55	7.3%
Baraga	\$7.60	\$36.00	\$43.60	28,424	1.84%	\$28.00	55.7%
Lake Linden - Village	\$4.65	\$20.26	\$43.51	33,063	1.58%	\$31.78	36.8%
Franklin-Quincy Water Auth.	\$1.68	\$35.00	\$43.40	2			
Adams Twp - Atlantic	\$6.00	\$25.00	\$43.00	37,869	1.37%	\$30.50	41.0%
Adams Twp - Battie	\$6.00	\$25.00	\$43.00	33,519	1.54%	\$30.50	41.0%
Adams Twp - Painesdale	\$6.00	\$25.00	\$43.00	33,519	1.54%	\$30.50	41.0%
Adams Twp - Trimountain	\$6.00	\$25.00	\$43.00	33,519	1.54%	\$30.50	41.0%
Ely Twp - Diorite	X	\$43.00	\$43.00	46,244	1.12%	\$28.00	53.6%
Osceola Township - Tamarack	\$7.50	\$36.00	\$43.50	33,750	1.55%	\$35.00	24.3%
Garden	X	\$40.00	\$40.00	38,125	1.28%	\$38.00	5.3%
Tilden Twp	\$7.00	\$40.00	\$40.00	48,929	0.98%	\$40.00	0.0%
McMillan Twp (Ewen)	\$5.71	\$40.00	\$40.00	30,448	1.58%	\$28.50	40.4%
Stephenson - Twp Customers	\$5.00	\$29.22	\$39.22	43,077	1.09%	\$35.50	9.5%
Watersmeet Township	X	\$38.00	\$38.00	32,614	1.43%	\$39.00	0.0%
Ford River Twp	\$4.00	\$39.00	\$39.00	50,086	0.93%	\$39.00	0.0%
Portage Twp	\$4.00	\$20.75	\$38.75	40,547	1.16%	\$39.00	-0.6%
Portage Twp - Woodland	\$8.00	\$12.00	\$38.04	40,547	1.13%	\$38.04	0.0%
Republic Twp	X	\$38.00	\$38.00	25,766	1.77%	\$25.50	49.0%
Marenisco Township	\$2.00	\$35.00	\$37.00	38,125	1.18%	\$35.00	5.7%
Bates Township***	\$2.00	\$35.00	\$37.00	41,625	1.07%	\$37.00	0.0%
Gladstone	\$5.20	\$10.00	\$36.00	41,468	1.04%	\$32.25	11.6%
Superior Twp	\$3.16	\$32.00	\$35.88	55,542	0.78%	\$35.98	0.0%
Gastra	\$4.37	\$35.35	\$35.35	26,136	1.82%	\$29.07	21.6%
Richmond Twp	\$2.00	\$25.00	\$35.00	34,583	1.21%	\$35.00	0.0%
Skandia & West Branch Twps	X	\$35.00	\$35.00	42,679	0.98%	\$22.00	37.1%
Hematite Twp	\$6.85	\$30.00	\$34.25	29,888	1.38%	\$34.25	0.0%
Wakefield	\$4.76	\$10.00	\$33.80	33,260	1.22%	\$31.50	6.8%
Marquette	\$6.68	X	\$33.40	36,797	1.09%	\$27.14	23.1%
Iron River, Stambaugh, & Min Hills	\$6.62	\$28.50	\$33.12	26,306	1.51%	\$33.12	0.0%
Portage Twp - Naumkeg Shores	\$4.00	\$13.00	\$33.00	33,080	1.20%	\$33.00	0.0%
Alpha	\$1.00	\$32.00	\$33.00	25,417	1.66%	\$29.00	13.8%
Interior Twp (Trout Crk)	\$3.20	\$29.50	\$32.70	32,503	1.21%	\$32.70	0.0%
Houghton	\$4.60	\$1.85	\$32.25	21,893	1.76%	\$24.18	33.4%
Chassell Twp	\$6.25	\$26.00	\$32.25	43,182	0.90%	\$31.25	3.2%
Houghton Twp (Eagle River)	\$3.00	\$20.00	\$32.00	46,042	0.83%	\$32.00	0.0%
Iron Mountain	\$3.40	\$14.50	\$31.47	41,204	0.92%	\$24.30	29.5%
Ely Twp - Greenwood	X	\$31.00	\$31.00	48,244	0.80%	\$26.00	19.2%
Osceola Twp - Dollar Bay	\$4.50	\$31.00	\$31.00	33,750	1.10%	\$28.00	10.7%
Crystal Falls Twp **	\$6.98	\$30.56	\$30.78	39,028	0.95%	\$30.00	2.6%
Bergland Twp	\$5.45	\$25.44	\$30.35	30,391	1.20%	\$29.30	3.8%
Caspian	\$3.00	\$30.31	\$30.31	25,066	1.45%	\$25.31	19.8%
Escanaba	\$3.23	\$14.91	\$30.46	29,130	1.25%	\$25.25	20.6%
K I Sawyer	\$5.80	\$5.80	\$29.00	29,202	1.19%	\$27.00	7.4%
Mackinac Island	\$3.64	\$9.94	\$28.14	48,594	0.69%	\$28.14	0.0%
Menominee - City	\$2.96	\$13.26	\$28.06	41,480	0.81%	\$19.00	47.7%
Rudyard Twp	\$2.35	\$27.75	\$27.75	40,250	0.83%	X	

**2017 RATE SURVEY: CUSTOMER COST FOR WATER ONLY  
SORTED BY TOTAL CUSTOMER RATE PER 5,000 GALLONS**

PAGE 3 of 3

SYSTEM	WATER - 2017			MHI 2010 CENSUS	% MHI WATER	2013 WATER RATES	5-Year % Change
	COST/ 1,000 GAL	MONTHLY CHARGE	5,000 GAL TOTAL				
Carney-Nadeau WA	\$2.00	\$26.14	\$26.14	33,667	0.93%	\$18.00	45.2%
Stephenson - City	\$3.33	\$19.48	\$26.14	33,571	0.93%	\$23.66	9.5%
Stambaugh Twp	\$3.00	\$15.00	\$25.00	45,134	0.68%	\$23.34	6.6%
Mathias Twp	X	\$25.00	\$25.00	34,097	0.88%	\$25.00	0.0%
South Range	\$3.45	\$14.60	\$24.95	33,542	0.89%	\$24.45	2.0%
Pentland Twp	\$2.40	\$20.21	\$22.61	44,526	0.61%	\$19.30	17.2%
Serey Twp	\$2.00	\$22.50	\$22.50	24,286	1.11%	\$18.00	25.0%
Brakum Twp - Quinnesec	\$3.19	\$6.00	\$21.95	43,657	0.60%	\$21.30	3.1%
Ishpeming Twp	\$3.00	\$9.00	\$21.00	44,576	0.57%	\$12.00	75.0%
White Birch Mobile Home Park	\$2.64	\$6.00	\$20.20	Z		\$0.00	100.0%
Franklin Twp	\$1.00	\$16.00	\$16.00	37,738	0.51%	\$16.00	0.0%
Kingsford	\$2.67	\$2.50	\$15.35	33,973	0.54%	\$10.85	41.5%
Negaunee Ishpeming Water Auth.	\$1.91	X	\$9.55	Z			
Kinross Twp	\$1.83	\$5.85	\$5.85	32,224	0.22%	\$5.77	1.4%

- Notes: (1) Water rates from Michigan American Water Co.  
 (2) Wastewater rates from Torch Lake SA  
 (3) Wastewater rates from North Houghton Co. Sewer Auth  
 (4) Water rates from Ontonagon  
 (5) Water rates from Gogebic Range Water Auth.  
 MHI = Median Household Income from U.S. Census data  
 \* Means 2017 rates compared to 2008 rates  
 \*\* Means 2013 sewer rates were not provided,  
 so % increase is for water only  
 X Means no value included in rate ordinance  
 Z Means no MHI census data available for utility

**2017 RATE SURVEY: CUSTOMER COST FOR WASTEWATER ONLY  
SORTED BY TOTAL CUSTOMER RATE PER 5,000 GALLONS**

PAGE 1 of 3

SYSTEM	WASTEWATER - 2017			MHI 2010 CENSUS	% MHI SEWER	2013 WW RATES	5-Year % Change
	COST/ 1,000 GAL	MONTHLY CHARGE	5,000 GAL TOTAL				
Houghton County Airport	\$28.56	X	\$142.80	Z		\$84.45	121.8%
Manistique - Twp Customers	\$15.75	\$30.08	\$108.83	54,091	2.41%	\$86.42	20.8%
Munising	\$14.88	\$10.39	\$83.69	34,850	2.90%	\$61.62	28.6%
Sault Ste Marie - Twp Cust	\$16.04	\$3.20	\$83.40	82,396	1.80%	\$69.44	16.7%
Portage Twp - Dakota Heights	\$30.50	\$80.50	\$80.50	40,547	2.38%	\$68.00	15.5%
Manistique	\$10.50	\$25.06	\$77.56	29,375	3.17%	\$60.91	21.6%
Norway - Twp Customers	\$9.25	\$31.25	\$77.60	49,898	1.88%	\$52.50	32.3%
Ironwood	\$9.02	\$30.46	\$75.58	29,693	3.05%	\$60.62	24.8%
Marquette Twp	\$11.83	\$15.70	\$74.85	58,750	1.53%	\$68.85	10.7%
St Ignace Twp Customers	\$7.69	\$34.38	\$72.83	31,759	2.75%	\$58.48	19.7%
Norway - City	\$9.25	\$25.00	\$71.25	36,006	2.37%	\$48.75	31.6%
Bessemer	\$9.50	\$22.50	\$70.00	28,412	2.96%	\$40.00	75.0%
Mackinac Island	\$9.26	\$23.08	\$69.21	48,594	1.71%	\$53.98	22.0%
L'Anse	\$6.25	\$36.50	\$67.75	40,803	2.00%	\$60.35	10.9%
St Ignace - Moran Twp Cust	\$7.41	\$29.86	\$67.01	58,375	1.43%	\$62.77	6.3%
Negaunee	\$7.82	\$35.69	\$66.97	43,915	1.83%	\$53.32	20.4%
Portage Twp	\$32.50	\$66.25	\$66.25	40,547	1.86%	\$59.75	9.8%
Masonville Township	\$8.48	\$32.31	\$64.60	43,047	1.80%	\$60.66	6.1%
Franklin Twp	\$6.80	\$30.50	\$64.50	37,738	2.05%	\$64.50	0.0%
Menominee - Twp Customers	\$6.64	\$30.82	\$64.02	52,029	1.48%	\$46.50	27.4%
Baraga	\$6.76	\$28.35	\$62.15	28,424	2.62%	\$59.80	3.9%
Baraga Township	\$6.76	\$28.35	\$62.15	39,303	1.90%	\$59.80	3.9%
Ishtepeming	\$12.16	\$30.40	\$60.80	39,065	1.87%	\$41.00	48.3%
K I Sawyer	\$11.80	\$11.80	\$59.00	29,202	2.42%	\$55.00	7.3%
Ironwood Twp (5)	\$7.30	\$22.15	\$58.65	42,892	1.64%	\$60.62	-3.2%
Stephenson - Twp Customers	\$3.38	\$49.80	\$56.58	43,077	1.58%	\$51.76	8.6%
Richmond Twp	\$4.00	\$35.00	\$55.00	34,583	1.91%	\$55.00	0.0%
Adams Twp - Trimountain	\$5.25	\$47.00	\$54.88	33,518	1.96%	\$54.88	0.0%
Sault Ste Marie - City Customers	\$10.27	\$3.20	\$54.55	35,323	1.85%	\$46.38	15.0%
Hancock	\$9.85	\$5.00	\$54.25	33,030	1.97%	\$36.75	47.6%
Crystal Falls Twp **	\$8.95	\$52.00	\$52.00	39,028	1.60%	X	X
Marquette	\$10.39	X	\$51.85	36,797	1.89%	\$41.51	20.1%
Ontonagon	\$6.00	\$21.00	\$51.00	32,950	1.86%	\$51.00	0.0%
Forsyth Twp	\$10.00	\$20.00	\$50.00	47,639	1.26%	\$33.95	47.3%
Laurium (1), (3)	\$6.65	\$15.00	\$48.25	33,083	1.75%	\$37.75	21.8%
Calumet Twp (Village) (1), (3)	\$6.65	\$15.00	\$48.25	18,750	3.09%	\$37.75	27.8%
N Houghton Co. Sewer A.	\$6.65	\$15.00	\$48.25	Z		\$37.75	21.8%
St. Ignace - City	\$6.80	\$48.15	\$48.15	36,510	1.58%	\$48.15	0.0%
Michigamme Twp	X	\$47.63	\$47.63	32,279	1.77%	\$37.00	22.3%
McMillan Twp (Erven)	\$5.00	\$47.50	\$47.50	30,448	1.87%	\$41.50	12.8%
Osceola Township - Tamarack	\$8.12	\$22.62	\$46.98	33,750	1.67%	\$37.70	19.8%
Hubbell (1), (2)	\$8.12	\$6.00	\$46.60	35,642	1.57%	\$31.70	47.0%
Lake Linden - Schoolcraft Twp	\$8.12	\$22.24	\$46.60	40,905	1.37%	\$37.00	20.8%
Lake Linden - Village	\$8.12	\$22.24	\$46.60	33,063	1.69%	\$37.00	20.6%
Torch Lake Sewer Authority	\$8.12	\$16.24	\$46.60	Z		\$31.70	32.0%
Portage Twp - Naumkeg Shores	X	\$45.00	\$45.00	40,547	1.33%	\$46.00	0.0%
Houghton	\$8.74	X	\$43.72	21,993	2.39%	\$43.72	0.0%
Iron River, Stambaugh, & Min Hills	\$8.50	\$34.00	\$42.50	26,306	1.94%	\$38.30	11.0%

**2017 RATE SURVEY: CUSTOMER COST FOR WASTEWATER ONLY  
SORTED BY TOTAL CUSTOMER RATE PER 5,000 GALLONS**

PAGE 2 of 3

SYSTEM	WASTEWATER - 2017			MHI 2010 CENSUS	% MHI SEWER	2013 WW RATES	5-Year % Change
	COST/ 1,000 GAL	MONTHLY CHARGE	5,000 GAL TOTAL				
Carp Lake Twp - White Pine (4)	\$8.50	\$41.00	\$41.00	30,781	1.60%	\$30.00	36.7%
Carp Lake Twp (4)	\$8.50	\$41.00	\$41.00	30,781	1.60%	\$30.00	36.7%
Republic Twp	X	\$41.00	\$41.00	25,766	1.91%	\$22.05	46.2%
Marenisco Township	\$2.50	\$38.00	\$40.50	38,126	1.27%	\$33.00	18.5%
Wakefield	\$2.60	\$27.53	\$40.53	33,250	1.46%	\$35.93	8.9%
Brevort Twp	X	\$40.00	\$40.00	48,571	0.88%	\$35.00	14.3%
Powell Twp	\$7.00	\$29.00	\$39.50	63,750	0.74%	\$29.00	26.6%
Gladstone	\$6.15	\$8.50	\$39.25	41,458	1.14%	\$35.50	10.6%
Chatham	X	\$39.00	\$39.00	33,917	1.38%	\$34.00	14.7%
Ahmesek	\$4.25	\$8.83	\$38.91	33,125	1.41%	\$28.35	37.2%
Greenland Twp	X	\$37.50	\$37.50	30,833	1.46%	\$35.00	7.1%
Pontland Twp	\$3.48	\$34.01	\$37.49	44,528	1.01%	\$27.00	28.0%
South Range	\$15.40	\$7.30	\$37.30	33,542	1.33%	\$36.80	1.3%
Caspian	\$3.00	\$31.44	\$36.00	25,066	1.72%	\$33.88	6.3%
Alpha	\$1.00	\$35.00	\$36.00	25,417	1.70%	\$40.00	-10.0%
Stephenson - City	\$2.25	\$33.20	\$35.70	33,571	1.28%	\$34.50	3.4%
Newberry	X	\$35.00	\$35.00	36,993	1.14%	\$29.97	14.4%
Seney Twp	X	\$35.00	\$35.00	24,286	1.73%	\$35.00	0.0%
Stannard Twp (Bruce Crossing)	X	\$35.00	\$35.00	48,229	0.87%	\$28.00	17.1%
Adams Twp - Painesdale	\$3.00	\$29.00	\$33.50	33,519	1.20%	\$33.50	0.0%
Chocoday Twp - Harvey	X	\$33.00	\$33.00	64,043	0.62%	\$27.50	20.0%
Chassell Twp	\$6.25	\$26.00	\$32.25	43,182	0.90%	\$31.25	3.2%
Menominee - City	\$3.32	\$15.41	\$31.99	41,480	0.93%	\$25.41	20.6%
Wakefield Twp (5)	X	\$31.50	\$31.50	28,750	1.31%	\$31.50	0.0%
Adams Twp - Atlantic	\$6.30	\$22.00	\$31.45	37,689	1.00%	\$31.45	0.0%
Gasstra	\$5.80	\$30.50	\$30.50	28,136	1.40%	\$25.00	22.0%
Allouez Twp (1)	\$4.00	\$10.40	\$30.40	31,250	1.17%	\$30.40	0.0%
Cedarville (Clark Twp)	X	\$30.00	\$30.00	47,069	0.78%	\$28.00	15.4%
Watermeet Township	X	\$30.00	\$30.00	32,614	1.10%	\$28.00	6.7%
Stambaugh Twp	\$3.30	\$30.00	\$30.00	45,134	0.80%	\$30.00	0.0%
Kingsford	\$5.34	\$2.65	\$29.35	33,973	1.04%	\$15.50	89.4%
Escanaba - Wells Township	\$2.98	\$14.14	\$29.04	55,365	0.63%	\$24.80	18.0%
Iron Mountain	\$4.18	\$7.00	\$27.90	41,204	0.81%	\$19.05	46.5%
Ishpeming Twp	X	\$28.40	\$28.40	44,576	0.71%	\$28.40	0.0%
DeTour	X	\$25.35	\$25.35	33,571	0.91%	\$25.35	0.0%
Crystal Falls	\$3.62	\$25.20	\$25.20	35,134	0.88%	\$24.00	5.0%
Sherman Twp - Gay	X	\$25.00	\$25.00	41,094	0.73%	\$25.00	0.0%
Bates Township***	X	\$24.00	\$24.00	41,625	0.69%	\$24.00	0.0%
Kinross Twp	\$7.33	\$23.39	\$23.39	32,224	0.87%	\$17.33	
Superior Twp	\$1.94	\$14.34	\$24.04	55,542	0.52%	\$24.04	0.0%
Rudyard Twp	X	\$22.93	\$22.93	40,250	0.68%	X	
Escanaba	\$2.98	\$7.07	\$21.97	29,130	0.91%	\$18.60	18.1%
White Birch Mobile Home Park	\$2.84	\$6.00	\$20.20	Z		\$28.45	-40.8%
Bergland Twp	X	\$18.85	\$18.85	30,391	0.74%	\$18.00	4.7%



**2017 RATE SURVEY: CUSTOMER COST FOR WASTEWATER ONLY**  
**SORTED BY TOTAL CUSTOMER RATE PER 5,000 GALLONS**

PAGE 3 of 3

SYSTEM	WASTEWATER - 2017			MHI 2010 CENSUS	% MHI SEWER	2013 WW RATES	5-Year % Change
	COST/ 1,000 GAL	MONTHLY CHARGE	5,000 GAL TOTAL				
Sagola Twp	X	\$18.00	\$18.00	40,536	0.53%	\$18.00	0.0%
Copper City	X	\$18.00	\$18.00	24,904	0.77%	\$18.00	0.0%
Rockland Twp	\$1.00	\$10.00	\$15.00	39,375	0.46%	\$15.00	0.0%
Interior Twp (Trout Crk)	\$3.20	\$8.50	\$11.70	32,503	0.43%	\$11.70	0.0%
Rockland Twp	\$1.00	\$10.00	\$15.00	39,375	0.46%	\$15.00	0.0%

- Notes: (1) Water rates from Michigan American Water Co.  
 (2) Wastewater rates from Torch Lake SA  
 (3) Wastewater rates from North Houghton Co. Sewer Auth  
 (4) Water rates from Ontonagon  
 (5) Water rates from Gogebic Range Water Auth.  
 MHI = Median Household Income from U.S. Census data  
 \* Means 2017 rates compared to 2008 rates  
 \*\* Means 2013 sewer rates were not provided,  
 so % increase is for water only  
 X Means no value included in rate ordinance  
 Z Means no MHI census data available for utility



Account: XMAS DECOR DONATIONS Current Time: 03/09/18 12:06:46 PM

Current Balance: \$16,320.55  
Available Balance: \$16,320.55

Date	Ref/Check No	Description	Debit	Credit	Balance
02/28/2018		INTEREST PAID			
Totals:		Transactions: 1	Debits: \$0.00	Credits: \$3.73	\$16,320.55

Village of Newberry  
FY 2018 Budget Development  
Water Fund - 591

Account Number	Account Descriptions	12/31/16 Final (1)	12/31/17 Projected (2)	12/31/18 Original Budget (3)	12/31/18 Recommended Budget (3)	12/31/18 Recommended Budget Amendment
<b>Water Fund (591) Revenues</b>						
591-000-645.000	BOND REVENUE	-	300,000.00	-	-	-
591-000-645.200	WATER SALES	-	650,000.00	-	960,900.00	960,900.00
591-000-645.500	SERVICE FEES - WATER	-	500.00	-	500.00	500.00
591-000-665.000	WATER- PENALTIES & LATE FEES	-	10,000.00	-	10,000.00	10,000.00
591-000-686.000	INTEREST EARNED	-	1,200.00	-	1,200.00	1,200.00
591-000-686.000	REIMBURSEMENT	-	2,400.00	-	-	-
<b>Fund 591 Total Revenues</b>		-	<b>964,100.00</b>	-	<b>972,600.00</b>	<b>972,600.00</b>

**Water Fund (591) Expenditures**

<b>Water System</b>						
591-536-702.000	WAGES	-	60,600.00	-	146,203.20	146,203.20
591-536-703.000	SALARIES	-	-	-	34,999.12	34,999.12
591-536-704.100	COMPENSATION-ELECTED	-	-	-	2,850.00	2,850.00
591-536-705.000	VACATION PAY	-	-	-	11,000.00	11,000.00
591-536-706.000	HOLIDAY PAY	-	-	-	12,000.00	12,000.00
591-536-709.000	EMPLOYER'S FICA	-	-	-	14,512.25	14,512.25
591-536-712.000	HEALTH INSURANCE BUYOUT	-	-	-	13,900.00	13,900.00
591-536-713.000	OVERTIME	-	-	-	5,650.25	5,650.25
591-536-714.000	LONGEVITY	-	-	-	1,000.00	1,000.00
591-536-716.000	FUNERAL LEAVE	-	-	-	2,900.00	2,900.00
591-536-717.000	RETIREMENT - MERS - EMPLOYER P	-	-	-	14,865.38	14,865.38
591-536-719.000	HOSPITALIZATION	-	100,255.00	-	56,742.32	56,742.32
591-536-724.000	SICK PAY	-	-	-	5,000.00	5,000.00
591-536-725.000	WORKERS' COMPENSATION	-	-	-	3,215.58	3,215.58
591-536-726.000	LIFE INSURANCE	-	-	-	697.78	697.78
591-536-727.000	OVERHEAD	-	48,000.00	-	-	-
591-536-720.000	VISION	-	-	-	415.14	415.14
591-536-729.000	DENTAL	-	-	-	2,361.74	2,361.74
591-536-721.000	H.S.A	-	-	-	10,400.00	10,400.00
591-536-729.000	FINAL PAYOUT	-	-	-	15,000.00	15,000.00
591-536-752.000	OFFICE SUPPLIES	-	4,000.00	-	4,000.00	4,000.00
591-536-752.100	OPERATING SUPPLIES	-	3,000.00	-	3,000.00	3,000.00
591-536-752.200	IT SOFTWARE	-	-	-	26,000.00	26,000.00
591-536-753.000	TOOLS & EQUIP UND CAP THRESH	-	14,300.00	-	10,000.00	10,000.00
591-536-759.000	GAS OIL & GREASE	-	2,500.00	-	3,000.00	3,000.00
591-536-801.000	PROFESSIONAL & CONTRACTUAL SER	-	10,000.00	-	15,000.00	15,000.00
591-536-801.200	PROF & CONTRACTUAL SERV-LEGAL	-	-	-	2,500.00	2,500.00
591-536-802.000	COLLECTION EXPENSE	-	1,000.00	-	1,000.00	1,000.00
591-536-851.000	POSTAGE	-	-	-	1,000.00	1,000.00
591-536-889.000	ADMINISTRATIVE ALLOCATION	-	-	-	88,958.00	88,958.00
591-536-900.000	PUBLISHING & PRINTING	-	1,800.00	-	1,800.00	1,800.00
591-536-910.000	PROFESSIONAL DEVELOPMENT	-	5,400.00	-	1,000.00	1,000.00
591-536-913.000	TRAVEL	-	1,600.00	-	1,000.00	1,000.00
591-536-915.000	MEMBERSHIPS & SUBSCRIPTIONS	-	1,000.00	-	1,700.00	1,700.00
591-536-932.000	VEHICLES REPAIRS & MAINTENANCE	-	1,000.00	-	1,000.00	1,000.00
591-536-935.000	PROPERTY LIABILITY INSURANCE	-	17,100.00	-	18,000.00	18,000.00
591-536-956.000	MISCELLANEOUS	-	1,300.00	-	1,300.00	1,300.00
591-536-968.100	RRI FUND DEPRECIATION	-	14,745.00	-	14,745.00	14,745.00
591-536-973.000	CAPITAL OUTLAY	-	-	-	47,384.00	47,384.00
591-536-991.100	PRINCIPAL NOTES PAYABLE 2005	-	34,000.00	-	34,000.00	34,000.00
591-536-991.200	BOND RESERVE 2005	-	14,600.00	-	14,600.00	14,600.00
591-536-991.300	PRINCIPAL 2009 JR WATER BOND	-	4,000.00	-	4,000.00	4,000.00
591-536-991.400	PRINCIPAL 2014 WATER BOND	-	105,000.00	-	105,000.00	105,000.00
591-536-992.100	INTEREST 2005	-	83,300.00	-	83,300.00	83,300.00
591-536-992.300	INTEREST 2009 JR WATER BOND	-	11,000.00	-	11,000.00	11,000.00
591-536-992.400	INTEREST 2014 WATER BOND	-	124,600.00	-	124,600.00	124,600.00
591-536-992.400	CONSTRUCTION	-	300,000.00	-	-	-
<b>Water System Total</b>		-	<b>964,100.00</b>	-	<b>972,599.76</b>	<b>972,599.76</b>
<b>Fund 591 Total Expenditures</b>		-	<b>964,100.00</b>	-	<b>972,599.76</b>	<b>972,599.76</b>
<b>Fund 591 Net Revenues/ Expenditures</b>		-	-	-	0.24	0.24

Tickmark Legend:

- (1) - FY 2016 final ending balances are per Village's TB and do not necessarily tie back to the audited financial statements.  
(2) - FY 2017 Projected balances are from the Village approved FY 2017 budget amendment.  
(3) - The water fund was not included in the original FY 2018 budget that was approved by the Village.

Village of Newberry  
FY 2018 Budget Development  
Electric Fund - 582

Account Number	Account Descriptions	12/31/16 Final [1]	12/31/17 Projected [2]	12/31/18 Original Budget [3]	12/31/18 Recommended Budget	12/31/18 Recommended Budget Amendment
<b>Electric Fund (582) Revenues</b>						
	OPENING FUND BALANCE	403,210.00	153,025.00	-	81,733.00	81,733.00
582-000-644.000	ELECTRIC SALES	2,142,189.66	2,100,000.00	-	2,240,000.00	2,240,000.00
582-000-644.100	MERCURY VAPOR SALES	23,190.90	22,000.00	-	22,000.00	22,000.00
582-000-644.200	SERVICE FEES-ELECTRIC	25,046.73	20,000.00	-	20,000.00	20,000.00
582-000-644.300	ENERGY OPTIMIZATION PROGRAM FE	39,420.69	38,000.00	-	38,000.00	38,000.00
582-000-644.350	XMAS DECOR DONATIONS	-	-	-	-	-
582-000-644.400	CREDIT CARD FEE REVENUE	309.00	1,200.00	-	-	-
582-000-644.500	ELECTRICITY-PENALTIES & LATE	29,864.95	20,000.00	-	20,000.00	20,000.00
582-000-644.600	CLOVERLAND ELECTRIC	-	42,000.00	-	-	-
582-000-644.700	OPENING FUND BALANCE	-	-	-	-	-
582-000-665.000	INTEREST EARNED	1,104.75	1,200.00	-	1,100.00	1,100.00
582-000-681.000	REIMBURSEMENT - ADMIN SALARY	29,623.53	26,000.00	-	-	-
582-000-682.000	REIMBURSEMENT - ADMIN OVERHEAD	10,362.18	8,000.00	-	-	-
582-000-683.000	REIMBURSE - MECHANIC PR & FRIN	16,695.97	12,800.00	-	-	-
582-000-686.000	REIMBURSEMENT	21,518.71	15,000.00	-	-	-
	SALES	-	300.00	-	-	-
<b>Fund 582 Total Revenues</b>		<b>2,742,537.07</b>	<b>2,459,525.00</b>	<b>-</b>	<b>2,422,833.00</b>	<b>2,422,833.00</b>

**Electric Fund (582) Expenditures**

<b>Distribution</b>						
582-582-702.000	WAGES	51,928.12	55,000.00	-	28,496.39	28,496.39
582-582-702.100	WAGE REIMBURSEMENT	18,509.17	37,500.00	-	-	-
582-582-703.000	SALARIES	-	-	-	6,865.02	6,865.02
582-582-704.100	COMPENSATION-ELECTED	4,300.00	5,000.00	-	2,850.00	2,850.00
582-582-705.000	ADMIN VACATION	-	-	-	-	-
582-582-710.000	UNEMPLOYMENT	2,922.09	3,000.00	-	-	-
582-582-713.000	WAGES-OVERTIME	-	-	-	1,083.95	1,083.95
582-582-724.000	SICK PAY	-	-	-	-	-
582-582-727.000	OVERHEAD	17,003.86	26,500.00	-	-	-
582-582-752.000	OFFICE SUPPLIES	3,592.71	2,200.00	-	-	-
582-582-752.100	OPERATING SUPPLIES	2,242.59	2,000.00	-	3,000.00	3,000.00
582-582-753.000	TOOLS & EQUIPMENT	-	5,800.00	-	5,000.00	5,000.00
582-582-801.000	PROF & CONTRACTUAL SERVICES	16,365.59	16,500.00	-	25,000.00	25,000.00
582-582-801.200	LEGAL	-	-	-	2,500.00	2,500.00
582-582-810.000	CREDIT CARD FEE EXPENSE	907.02	700.00	-	2,500.00	2,500.00
582-582-850.000	TELEPHONE	12,040.41	12,000.00	-	10,000.00	10,000.00
582-582-851.000	POSTAGE	9,428.77	9,500.00	-	9,500.00	9,500.00
582-582-888.000	ADMINISTRATIVE CHARGE	-	-	-	200.00	200.00
582-582-889.000	ADMINISTRATIVE ALLOCATION	-	-	-	13,541.00	13,541.00
582-582-900.000	PUBLISHING AND PRINTING	499.98	2,100.00	-	500.00	500.00
582-582-915.000	MEMBERSHIPS & SUBSCRIPTIONS	5,107.00	4,400.00	-	4,400.00	4,400.00
582-582-929.000	REPAIRS & MAINTENANCE	-	-	-	-	-
<b>Distribution Total</b>		<b>144,847.31</b>	<b>182,200.00</b>	<b>-</b>	<b>115,436.36</b>	<b>115,436.36</b>



<b>General Expenses</b>						
582-583-702.000	WAGES	67,741.81	75,200.00		38,962.33	38,962.33
582-583-703.000	SALARIES				9,386.35	9,386.35
582-583-705.000	VACATION PAY	16,873.15	12,400.00		26,000.00	26,000.00
582-583-706.000	HOLIDAY PAY	9,338.98	9,400.00		11,255.00	11,255.00
582-583-709.000	EMPLOYER'S FICA	22,712.04	26,000.00		14,432.11	14,432.11
582-583-712.000	HEALTH INSURANCE BUYOUT	2,620.00	2,400.00		2,400.00	2,400.00
582-583-713.000	WAGES - OVERTIME				1,482.05	1,482.05
582-583-714.000	LONGEVITY	1,192.00	1,000.00		1,050.00	1,050.00
582-583-716.000	FUNERAL ALLOWANCE	-	-		2,814.00	2,814.00
582-583-717.000	RETIREMENT-MERS-EMPLOYER P	34,697.70	36,110.00		14,553.26	14,553.26
582-583-719.000	HOSPITALIZATION	139,615.36	174,180.00		55,215.24	55,215.24
582-583-720.000	VISION				402.59	402.59
582-583-724.000	SICK PAY	13,430.37	13,100.00		4,690.00	4,690.00
582-583-725.000	WORKERS' COMPENSATION	4,969.24	4,000.00		3,240.78	3,240.78
582-583-726.000	LIFE INSURANCE	771.48	910.00		681.98	681.98
582-583-729.000	DENTAL				2,283.63	2,283.63
582-583-721.000	H.S.A.				10,100.00	10,100.00
582-583-728.000	OVERHEAD REIMBURSEMENT	229.85	900.00		-	-
582-583-752.000	OFFICE SUPPLIES	-	-		3,500.00	3,500.00
582-583-752.100	OPERATING SUPPLIES	-	-		2,500.00	2,500.00
582-583-752.200	IT SOFTWARE				10,000.00	10,000.00
582-583-753.000	TOOLS & EQUIP (UND CAP THRESH)	126.80	-		-	-
582-583-759.000	GAS & OIL				10,000.00	10,000.00
582-583-767.000	CLOTHING - UNIFORMS	25.99	100.00		2,000.00	2,000.00
582-583-801.000	PROFESSIONAL AND CONTRACTURAL	6,067.46	6,000.00		3,000.00	3,000.00
582-583-802.000	COLLECTION EXPENSE	1,105.27	1,200.00		1,200.00	1,200.00
582-583-850.000	TELEPHONE	-	-		500.00	500.00
582-583-889.000	ADMINISTRATIVE ALLOCATION				43,966.00	43,966.00
582-583-921.000	HEAT	3,761.92	4,500.00		4,500.00	4,500.00
582-583-929.000	REPAIRS & MAINTENANCE	-	-		-	-
582-583-930.000	BLDG. REPAIR & MAINT.	2,646.50	4,000.00		-	-
582-583-932.000	VEHICLE REPAIR & MAINT.	767.64	1,200.00		6,000.00	6,000.00
582-583-935.000	PROPERTY LIABILITY INSURANCE	17,782.73	22,000.00		28,000.00	28,000.00
582-583-956.000	MISCELLANEOUS	60.28	100.00		-	-
582-583-958.000	PAYMENT IN LIEU OF TAXES	30,000.00	30,000.00		30,000.00	30,000.00
582-583-968.100	RRI FUND DEPRECIATION	54,163.73	43,861.00		44,000.00	44,000.00
582-583-991.000	PRINCIPAL NOTE PAYABLE 2003				55,000.00	55,000.00
582-583-991.000	PRINCIPAL NOTE PAYABLE 2002				50,000.00	50,000.00
582-583-991.100	PRINCIPAL NOTES PAYABLE 2005	-	-		85,700.00	85,700.00
582-583-992.000	INTEREST 2003				22,000.00	22,000.00
582-583-992.000	INTEREST 2002				18,000.00	18,000.00
582-583-992.100	INTEREST 2005	64,131.00	56,100.00		14,700.00	14,700.00
	<b>General Expenses Total</b>	<b>494,831.30</b>	<b>524,661.00</b>	<b>-</b>	<b>633,515.32</b>	<b>633,515.32</b>
<b>Generation</b>						
582-584-702.000	WAGES	28,268.98	24,000.00		12,434.79	12,434.79
582-584-703.000	SALARIES				2,995.65	2,995.65
582-584-713.000	WAGES - OVERTIME				472.99	472.99
582-584-752.000	OFFICE SUPPLIES	505.00	500.00		200.00	200.00
582-584-752.100	OPERATING SUPPLIES	-	-		2,000.00	2,000.00
582-584-753.000	TOOLS & EQUIP UND CAP THRESHOL	4,052.09	3,500.00		4,000.00	4,000.00
582-584-757.000	FUEL OIL				25,000.00	25,000.00
582-584-801.000	PROFESSIONAL AND CONTRACTURAL	34,323.13	34,400.00		2,500.00	2,500.00
582-584-850.000	TELEPHONE	-	-		200.00	200.00
582-584-889.000	ADMINISTRATIVE ALLOCATION				5,026.00	5,026.00
582-584-929.000	REPAIRS & MAINTENANCE	-	-		2,500.00	2,500.00
	<b>Generation Total</b>	<b>67,149.20</b>	<b>62,400.00</b>	<b>-</b>	<b>57,329.43</b>	<b>57,329.43</b>

<b>Building Maintenance</b>						
582-585-702.000	WAGES	115,239.61	115,000.00		59,583.36	59,583.36
582-585-702.100	WAGE REIMBURSEMENT	2,104.73	4,000.00		-	-
582-585-703.000	SALARIES				14,354.13	14,354.13
582-585-713.000	WAGES - OVERTIME				2,266.43	2,266.43
582-585-727.000	OVERHEAD	(0.31)	-		-	-
582-585-752.000	OFFICE SUPPLIES	18,014.71	-		14,500.00	14,500.00
582-585-752.100	OPERATING SUPPLIES	-	-		-	-
582-585-752.800	ELECTRIC SUPPLIES	-	14,500.00		-	-
582-585-753.000	TOOLS & EQUIP UND CAP THRESHOL	964.00	7,500.00		5,000.00	5,000.00
582-585-767.000	CLOTHING - UNIFORMS	231.32	250.00		-	-
582-585-801.000	PROFESSIONAL AND CONTRACTURAL	77,598.16	75,000.00		16,000.00	16,000.00
582-585-860.000	TRANSPORTATION	4,437.25	4,600.00		1,000.00	1,000.00
582-585-889.000	ADMINISTRATIVE ALLOCATION				24,080.00	24,080.00
582-585-910.000	PROFESSIONAL DEVELOPMENT	4,425.00	4,400.00		-	-
582-585-929.000	REPAIRS & MAINTENANCE	-	-		15,000.00	15,000.00
582-585-932.000	VEHICLE REPAIR & MAINT.	3,339.28	3,000.00		-	-
582-585-940.000	EQUIPMENT RENTAL	324.00	350.00	-	-	-
582-585-956.000	MISCELLANEOUS	69.08	100.00	-	-	-
<b>Building Maintenance Total</b>		<b>226,746.83</b>	<b>228,700.00</b>	<b>-</b>	<b>151,783.92</b>	<b>151,783.92</b>
<b>Purchased Power</b>						
582-586-702.000	WAGES	9,439.01	11,200.00		5,802.90	5,802.90
582-586-703.000	SALARIES				1,397.97	1,397.97
582-586-713.000	WAGES - OVERTIME				220.73	220.73
582-586-752.000	OFFICE SUPPLIES	5.72	1,200.00		-	-
582-586-757.000	FUEL OIL	7,848.87	25,000.00		-	-
582-586-801.000	PROFESSIONAL AND CONTRACTURAL	44,397.78	50,000.00		15,000.00	15,000.00
582-586-889.000	ADMINISTRATIVE ALLOCATION				2,346.00	2,346.00
582-586-926.000	PURCHASED POWER	1,288,088.52	1,300,000.00		1,400,000.00	1,400,000.00
582-586-929.000	REPAIRS & MAINTENANCE	-	-		-	-
582-586-931.000	EQUIPMENT REPAIRS	19,451.05	20,000.00		-	-
582-586-968.100	RRI FUND DEPRECIATION	39,703.87	54,164.00	-	-	-
<b>Purchased Power Total</b>		<b>1,408,934.82</b>	<b>1,461,564.00</b>	<b>-</b>	<b>1,424,767.60</b>	<b>1,424,767.60</b>
<b>Enegery Optimization Program</b>						
582-587-752.000	OFFICE SUPPLIES - ENERGY OPT	-	-		6,000.00	6,000.00
582-587-801.000	PROF & CONTRACTUAL SERVICES				34,000.00	34,000.00
<b>Enegery Optimization Program Total</b>		<b>-</b>	<b>-</b>	<b>-</b>	<b>40,000.00</b>	<b>40,000.00</b>
<b>Fund 582 Total Expenditures</b>		<b>2,342,509.46</b>	<b>2,459,525.00</b>	<b>-</b>	<b>2,422,832.63</b>	<b>2,422,832.63</b>
<b>Fund 582 Net Revenues/ Expenditures</b>		<b>400,027.61</b>	<b>-</b>	<b>-</b>	<b>0.37</b>	<b>0.37</b>

**Tickmark Legend:**

- [1] - FY 2016 final ending balances are per Village's TB and do not necessarily tie back to the audited financial statements.
- [2] - FY 2017 Projected balances are from the Village approved FY 2017 budget amendment.
- [3] - FY 2018 Original budget are from the Village approved FY 2018 original budget.

Village of Newberry  
FY 2018 Budget Development  
Sewer Fund - 590

Account Number	Account Descriptions	12/31/16 Final [1]	12/31/17 Projected [2]	12/31/18 Original Budget [3]	12/31/18 Recommended Budget	12/31/18 Recommended Budget Amendment
<b>Sewer Fund (590) Revenues</b>		<b>Sewer Fund</b>				
590-000-540.000	STATE GRANT - S.A.W.			-	150,000.00	150,000.00
590-000-643.000	CHARGE FOR SERVICES-SEPTAGE DUM	-	12,000.00		12,000.00	12,000.00
590-000-643.001	CHARGE FOR SERVICES/DOC	317,115.66	378,000.00		492,000.00	492,000.00
590-000-643.002	CHARGE FOR SERVICES/BWL RECEIP	357,353.01	415,000.00		378,000.00	378,000.00
590-000-643.003	CHARGE FOR SERVICES/PENTLAND TWP	-	62,000.00		182,000.00	182,000.00
590-000-643.004	CHARGE FOR SERVICES/NEWBERRY CONT.	-	443,500.00		-	-
	BOND REVENUE	-	554,000.00	-	111,000.00	111,000.00
590-000-665.000	INTEREST EARNED	513.66	480.00	-	-	-
590-000-687.000	REFUND/REBATES	717.30	-	-	-	-
590-000-699.101	INTERFUND TRFER IN - GENERAL	-	-	-	-	-
				-	-	-
<b>Fund 590 Total Revenues</b>		<b>675,699.63</b>	<b>1,864,980.00</b>	<b>-</b>	<b>1,325,000.00</b>	<b>1,325,000.00</b>



**Sewer Fund (590) Expenditures**

<b>Sewer System</b>						
590-537-702.000	WAGES					
590-537-702.100	WAGE REIMBURSEMENT	2,481.91	112,220.00		131,268.80	131,268.80
590-537-703.000	SALARIES	11,507.20	12,000.00		-	-
590-537-705.000	VACATION	-	18,150.00		45,000.00	45,000.00
590-537-706.000	HOLIDAY	-	11,690.00		11,690.00	11,690.00
590-537-709.000	EMPLOYER'S FICA	-	2,610.00		2,610.00	2,610.00
590-537-712.000	HEALTH INS BUYOUT	-			13,903.73	13,903.73
590-537-713.000	WAGES - OVERTIME	-	2,700.00		-	-
590-537-714.000	LONGEVITY				5,479.25	5,479.25
590-537-716.000	FUNERAL ALLOWANCE				1,000.00	1,000.00
590-537-717.000	RETIREMENT-MERS-EMPLOYER	-	59,440.00		2,750.00	2,750.00
590-537-719.000	HOSPITALIZATION	-	69,280.00		14,216.28	14,216.28
590-537-724.000	SICK PAY	-	25,520.00		77,838.92	77,838.92
590-537-720.000	VISION				4,600.00	4,600.00
590-537-725.000	WORKMANS' COMPENSATION	-	2,870.00		528.07	528.07
590-537-726.000	LIFE INSURANCE	-	580.00		3,092.15	3,092.15
590-537-727.000	OVERHEAD	-	580.00		1,131.96	1,131.96
590-537-721.000	H.S.A.	6,028.66	6,000.00		-	-
590-537-729.000	DENTAL				13,400.00	13,400.00
590-537-752.000	OFFICE SUPPLIES	-	720.00		2,726.30	2,726.30
590-537-752.100	OPERATING SUPPLIES	-	12,150.00		720.00	720.00
590-537-752.200	IT SOFTWARE	-	19,420.00		12,150.00	12,150.00
590-537-753.000	TOOLS & EQUIP (UNDER THRES)	-	130.00		26,000.00	26,000.00
590-537-759.000	GAS, OIL & GREASE	-	590.00		19,420.00	19,420.00
590-537-767.000	UNIFORMS	-	20,190.00		130.00	130.00
590-537-776.000	SUPPLIES - BUILDING MAINTENANCE	-	-		590.00	590.00
590-537-705.000	ADMIN VACATION	-	-		20,190.00	20,190.00
590-537-801.000	PROF & CONTRACTUAL SERVICES	6,438.06	101,470.00		-	-
590-537-801.200	LEGAL				80,000.00	80,000.00
590-537-810.000	PROFESSIONAL & CONTRACTUAL	-	2,370.00		2,500.00	2,500.00
590-537-850.000	TELEPHONE	-	3,140.00		2,370.00	2,370.00
590-537-851.000	POSTAGE	32.33	50.00		3,140.00	3,140.00
590-537-888.000	ADMINISTRATIVE CHARGE	-	-		50.00	50.00
590-537-889.000	ADMINISTRATIVE ALLOCATION	-	-		-	-
590-537-910.000	PROFESSIONAL DEVELOPMENT	-	810.00		88,958.00	88,958.00
590-537-913.000	TRAVEL	-	1,440.00		810.00	810.00
590-537-915.000	MEMBERSHIPS & SUBSCRIPTIONS	-	200.00		1,440.00	1,440.00
590-537-917.000	TREATMENT COSTS	448,789.18	400,320.00		200.00	200.00
590-537-918.000	WATER	-	40,210.00		18,815.00	18,815.00
590-537-920.000	ELECTRICITY	-	43,120.00		40,210.00	40,210.00
590-537-921.000	HEAT	-	8,440.00		43,120.00	43,120.00
590-537-929.000	REPAIRS & MAINTENANCE	-	-		8,440.00	8,440.00
590-537-929.100	PREVENTATIVE MAINTENANCE	-	-		2,500.00	2,500.00
590-537-932.000	VEHICLE REPAIRS & MAINTENANCE	-	240.00		18,730.00	18,730.00
590-537-935.000	L & P INSURANCE	-	11,125.00		240.00	240.00
590-537-968.000	DEPRECIATION	54,625.86	54,625.00		11,125.00	11,125.00
590-537-973.000	CAPITAL OUTLAY-SEWER SYSTEM	-	554,000.00		54,625.00	54,625.00
590-537-991.000	PRINCIPAL	-	155,000.00		28,151.00	28,151.00
590-537-991.200	PRINCIPAL BOND #2	-	-		155,000.00	155,000.00
590-537-992.000	INTEREST	1,253.50	680.00		-	-
590-537-992.200	INTEREST BOND #2	78,335.35	77,760.00		1,300.00	1,300.00
	CONSTRUCTION	-	-		79,000.00	79,000.00
<b>Sewer System Total</b>		<b>609,492.05</b>	<b>1,831,260.00</b>	<b>-</b>	<b>1,312,159.46</b>	<b>1,312,159.46</b>
<b>Fund 590 Total Expenditures</b>		<b>609,492.05</b>	<b>1,831,260.00</b>	<b>-</b>	<b>1,312,159.46</b>	<b>1,312,159.46</b>
<b>Fund 590 Net Revenues/ Expenditures</b>		<b>66,207.58</b>	<b>33,720.00</b>	<b>-</b>	<b>12,840.54</b>	<b>12,840.54</b>

**Tickmark Legend:**

- [1] - FY 2016 final ending balances are per Village's TB and do not necessarily tie back to the audited financial statements.  
 [2] - FY 2017 Projected balances are from the Village approved FY 2017 budget amendment.  
 [3] - FY 2018 Original budget are from the Village approved FY 2018 original budget.