




# **Waxahachie Fire-Rescue**

**Annual Report**

**Fiscal Year 2016-17**

# TABLE OF CONTENTS

Introduction.....	2
Mission, Vision and Value Statements.....	3
2016-17 Highlights.....	4-17
Organizational Chart.....	18
Authorized Personnel.....	19
Budget Information.....	20
Fire Administration.....	21
Fire Station # 1.....	22-23
Fire Station # 2.....	24-25
Fire Station # 3.....	26-27
Operations Division Statistics.....	28-35
Training Division Statistics.....	36-39
Prevention Division Statistics.....	40-43
Fire Department Projects.....	44
Community Involvement.....	45-50



# **INTRODUCTION**

The American fire service is built upon tradition, respect, honor, and dedication to the service of others. Waxahachie Fire-Rescue has enjoyed a rich history of serving the citizens, visitors, and businesses of the City of Waxahachie since 1883. The reputation of this department is one of excellence and professionalism.

With the support of the citizens and businesses of Waxahachie, Mayor, City Council, our City Manager and his staff, as well as the other City departments and supporting governmental agencies, we continue to be an exemplary organization that prides itself on being proactive, efficient, and exceptionally effective in our delivery of services.

While we are blessed to be supplied with the very best equipment and training available, nothing can take the place of our most important asset- the men and women of this Department who dedicate their lives to serving others. And so, with this in mind, I would like to take this opportunity to thank our members for the exceptional service they provide on a daily basis as well as to their family members for sharing them with this Department and the City of Waxahachie.

In a team effort, we are committed to provide the best possible proactive approach to fire and life safety, prevention and education. We will pursue excellence in every aspect of our mission. Our goal is to continue to work together to make our city a safe and productive environment for all concerned. In doing so, every citizen can be ensured that our mission will be accomplished in a fashion which reflects this Department's dedication to outstanding customer and community service.

It is our honor and privilege to serve the 35,000 citizens of the City of Waxahachie with an ISO Class 2/10 fire department. While we strive for increased knowledge and capabilities, we must also ensure that we document our past activities and accomplishments. As such, we are proud to hereby present the 2016-17 Annual Report for Waxahachie Fire-Rescue.

*Ricky Boyd*, Fire Chief  
Waxahachie Fire-Rescue

## **MISSION STATEMENT**

To protect life and property from fire through strong prevention, public education, code enforcement and suppression programs and to establish the best rescue and pre-hospital care plan possible.

## **VISION STATEMENT**

We envision a city where citizens can live comfortably knowing their lives and property are protected by a department staffed with proficient, caring, dedicated people and where all citizens are educated about fire prevention and other public safety concerns.

## **VALUE STATEMENTS**

**Positive Attitudes-** We value a positive attitude toward the City and this department.

**Professionalism-** We value pride in our department and pride in the quality of work we are privileged to perform. Our conduct, both on and off duty, is a reflection of our professional commitment.

**Service Orientation-** We value a commitment to service. We recognize a service responsibility to other City departments and to every element of our business and neighborhood community. Our performance must ultimately be judged by the satisfaction of those we serve.

**Teamwork-** We value teamwork. No one is as effective alone as they are with the cooperative help of others. We encourage all members to work together as equal partners.

**Innovation-** We value and encourage the challenge of new ideas and technology. Therefore, we encourage resourceful self-motivation.

**Performance-** We are committed to personal and professional development. We encourage training, education, and skill development on an on-going basis. We are committed to safety and to policies that encourage the mental and physical health of our most valuable asset, our members.

**Equal Opportunity-** Waxahachie Fire-Rescue is an equal opportunity employer and strongly supports and promotes equal opportunity for every individual.

# **2016-17 HIGHLIGHTS**

- Retirements:
  - On January 17, 2017 Jerry Sykes, Captain retired after 27 years of dedicated service
- Promotions:
  - On January 18, 2017 Matt Dorsey was promoted to the rank of Captain
  - On January 18, 2017 Billy Vest was promoted to the rank of Lieutenant
  - On January 18, 2017 Jason Eubanks was promoted to the rank of Pump Engineer
  - On May 15, 2017 Glenn Morrill was promoted to the rank of Pump Engineer
- 2016 Firefighter of the Year: Julio Hernandez
- New Hires:
  - Jeffery Farmer joined the WFR on October 17, 2016
  - Jeffery Aycock joined the WFR on March 13, 2017
- On January 9, 2017, a 2016 Pierce Dash PUC went into service as Engine 3
- On January 19, 2017, a 2017 Chevy Tahoe went into service as 801
- On August 17, 2017 Shane Petty was recognized by the Waxahachie Daily Light as a member of the 40 Under 40 Leaders of Waxahachie
- Captain Griffin, Firefighter Wilkes and Firefighter Farmer were added to the Dive Team
- On September 29, 2017, a 2017 Chevy Silverado 3500 was received to replace Squad 2
- Added storage containers, ventilation prop, forcible entry prop and a covered training area to the drill field
- Ordered a new 2018 Pierce Dash PUC Engine to replace the current Engine 1
- Responded to 4,418 calls for emergency service

## 2016 Firefighter of the Year



## 208 Hilltop Fire December 19, 2016



## 612 West Parks Fire December 20, 2016



## Vehicle Unlock December 26, 2016



## 103 Breanna Fire January 10, 2017



## 209 Nocona Fire January 20, 2017



## Engine 3 Pushback Ceremony January 30, 2017



## Promotional Ceremony February 6, 2017



## Promotional Ceremony February 6, 2017



## 110 Cook Street Fire April 7, 2017



## Dispatcher Appreciation Week April 17-21, 2017



## Promotional Ceremony June 1, 2017



## 302 Howard Road Fire July 9, 2017



## Graham Church Accident July 9, 2017




## 40 Under 40 August 17, 2017

### Shane Petty Waxahachie Fire Rescue

As Pump Engineer with the Waxahachie Fire Department, Shane is a leader every day. Always calm under pressure, Shane is a highly skilled firefighter and paramedic. He is always happy to take on more assignments, including additional training and classes. Shane serves with Waxahachie Fire Rescue on many public relations events. In addition to his regular work load in Waxahachie, Shane is also a volunteer firefighter in his hometown in Navarro County. He is also a Fire Academy/EMS instructor with Navarro College.

Shane was promoted to Pump Engineer very quickly. He is also a Public Safety/Master Scuba Diver, IAFF Union Shift Representative, a National Registry Paramedic, a Certified Wildland Firefighter, a Certified Fire Instructor, a Certified Fire Officer, and holds Firefighter Intermediate Certification.



## New Advanced Divers September 2017



# Hurricane Harvey TIFMAS Deployment August 8 - September 12, 2017

## Team 1



## Team 2





## Various Major Accidents







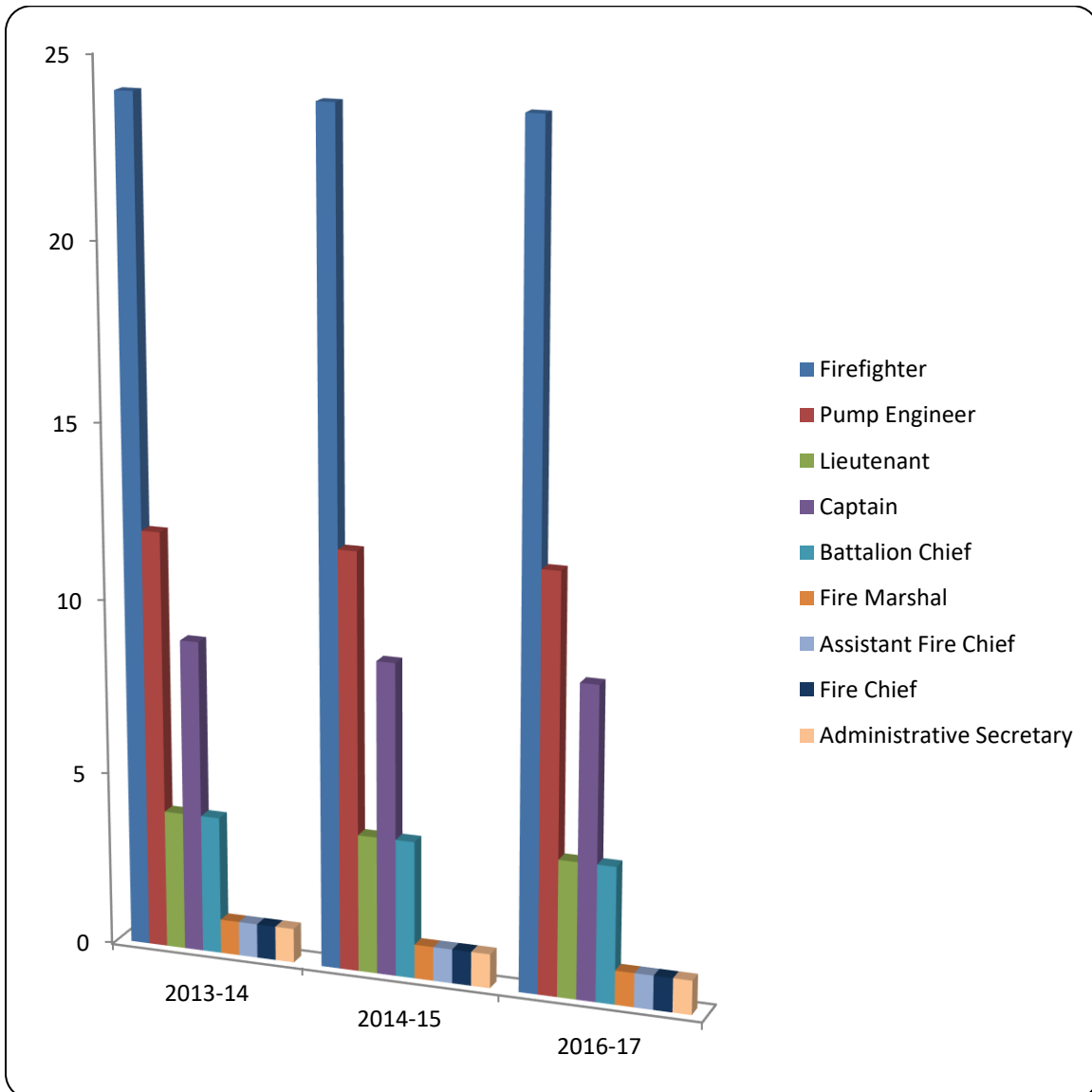
# WAXAHACHIE FIRE-RESCUE

## ORGANIZATIONAL CHART

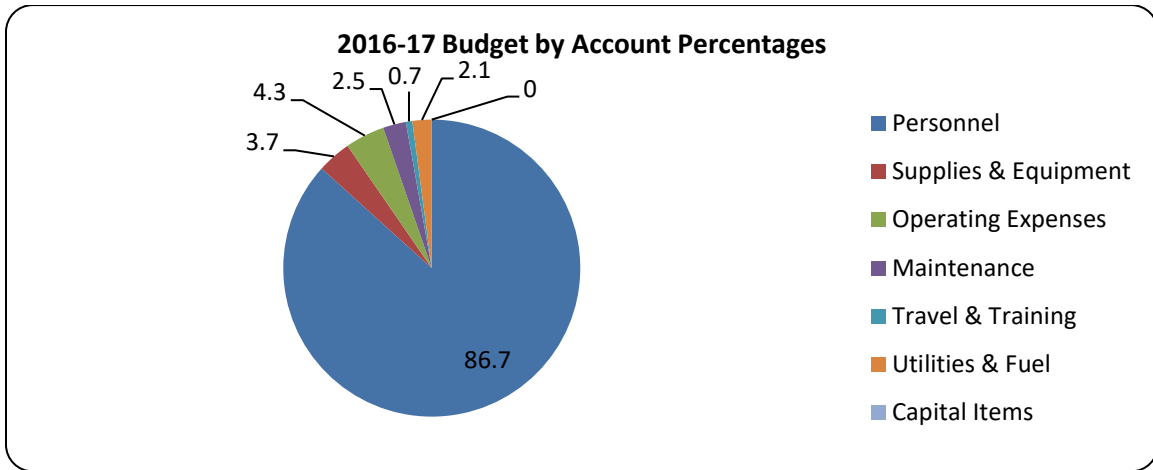


## **AUTHORIZED PERSONNEL**

Position	2014-15	2015-16	2016-17
Fire Chief	1	1	1
Assistant Fire Chief	1	1	1
Fire Marshal	1	1	1
Battalion Chief	4	4	4
Captain	9	9	9
Lieutenant	4	4	4
Pump Engineer	12	12	12
Firefighter	24	24	24
Administrative Secretary	1	1	1
<b>Total</b>	<b>57</b>	<b>57</b>	<b>57</b>

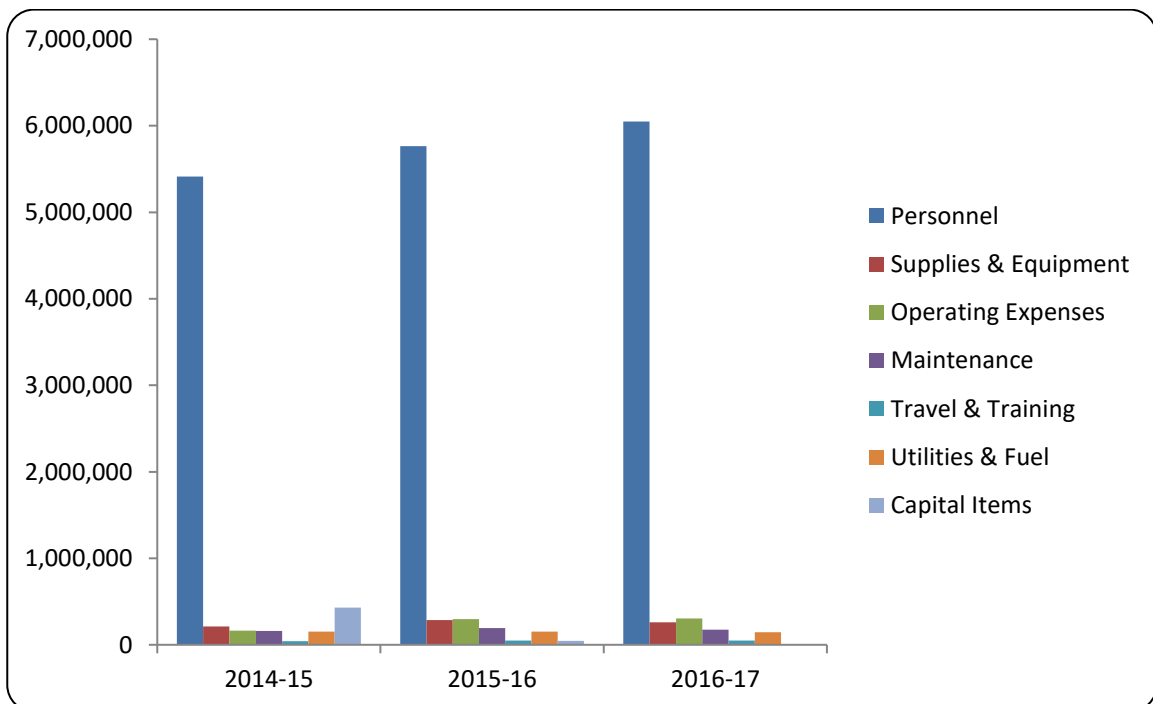


# **BUDGET INFORMATION**



## **3 Year Comparison of the WFR Budget by Account Type**

Budget Category	2014-15		2015-16		2016-17	
	Dollars	%	Dollars	%	Dollars	%
<b>Personnel</b>	5,411,920	82.3	5,764,920	84.9	6,050,220	86.7
<b>Supplies &amp; Equipment</b>	213,500	3.3	285,250	4.2	261,000	3.7
<b>Operating Expenses</b>	164,100	2.5	298,375	4.4	303,180	4.3
<b>Maintenance</b>	160,500	2.4	193,000	2.9	173,000	2.5
<b>Travel &amp; Training</b>	43,000	0.7	49,500	0.7	48,000	0.7
<b>Utilities &amp; Fuel</b>	153,560	2.3	152,400	2.2	143,430	2.1
<b>Capital Items</b>	428,250	6.5	45,000	0.7	0	0.0
<b>Total</b>	6,574,830		6,788,445		6,978,830	



# **FIRE ADMINISTRATION**



## **Address**

407 Water Street

## **Year Opened**

1985

## **Apparatus Assigned**

800: 2015 Chevy Tahoe

801: 2017 Chevy Tahoe

802: 2012 Chevy Tahoe

803: 2014 Chevy Tahoe

804: 2010 Ford Explorer

805: 2008 Ford Explorer

## **Personnel Assigned**

Ricky Boyd, Fire Chief

Dennis Crecelius, Fire Marshal

Randall Potter, Assistant Fire Chief

Gary Myers, Battalion Chief

J Martin, Lieutenant

Heather Behringer, Administrative Assistant

# **FIRE STATION # 1**



## **Address**

408 W. Main Street

## **Year Opened**

1963

## **Apparatus**

Engine 1: 2007 Pierce Arrow XT

XE-1: 2005 Pierce Arrow XT

Booster 1: 2012 Ford F-550

Off-Road 1: 2005 Cub Cadet

Clown Program Trailer

## **Minimum Staffing**

3



### Assigned Personnel

Position	A-Shift	B-Shift	C-Shift
<b>Captain</b>	Fuller	Maeker	Dorsey
<b>Engineer</b>	Eubanks	Koonsman	Donelson
<b>Firefighter</b>	Mehringer	Driskell	Duwe
<b>Firefighter</b>	Hildreth	Aycock	Petersen

## **FIRE STATION # 2**



### **Address**

1601 Cleaver Street

### **Year Opened**

2012

### **Apparatus**

Engine 2: 2011 Pierce Arrow XT  
Battalion 1: 2014 Ford F-350  
XE-2: 2000 Pierce Dash  
XT-2: 1997 Pierce Arrow 105' Quint  
Squad 2: 2017 Chevy Silverado 3500  
Boat 2: 1995 Rescue 1 Connector Boat  
Dive Team Trailer

### **Minimum Staffing**

4



### Assigned Personnel

Position	A-Shift	B-Shift	C-Shift
Battalion Chief	Brown	Rodgers	Alexander
Captain	Marrs	Griffin	Birdwell
Engineer	Townley	Rodgers	Safford
Firefighter	Seaberry	Young	Wilkes
Firefighter	Altom	Farmer	Konick

## **FIRE STATION # 3**



### **Address**

200 YMCA Drive

### **Year Opened**

1986

### **Apparatus**

Engine 3: 2017 Pierce Dash PUC Engine  
Truck 3: 2014 Pierce 105' Dash CF Aerial  
Booster 3: 2007 F-450

### **Minimum Staffing**

6



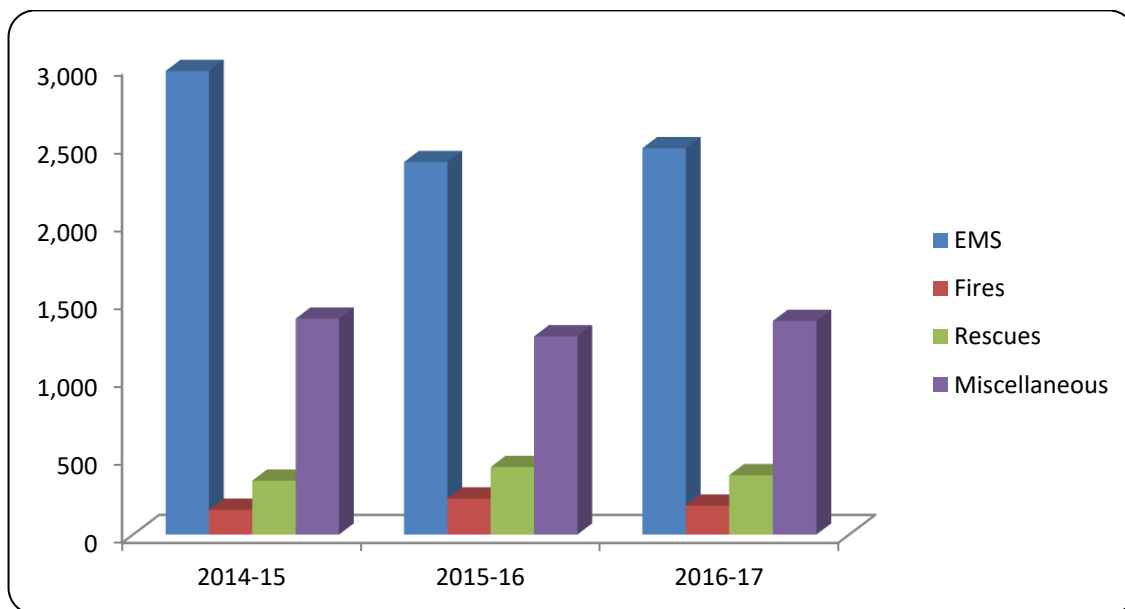
### Assigned Personnel

Position	A-Shift	B-Shift	C-Shift
<b>Captain</b>	Banks	Wilson	Anderson
<b>Lieutenant</b>	Vest	Moon	Muetzenberg
<b>Engineer</b>	Burnette	Hernandez	Morrill
<b>Engineer</b>	Sodek	Petty	Dawson
<b>Firefighter</b>	Nava	Wade	Wilemon
<b>Firefighter</b>	Douglas	Potter	Miller
<b>Firefighter</b>	Lindsey	Emerson	Richardson
<b>Firefighter</b>	Lynn	Vacant	Laws

# OPERATIONS DIVISION STATISTICS

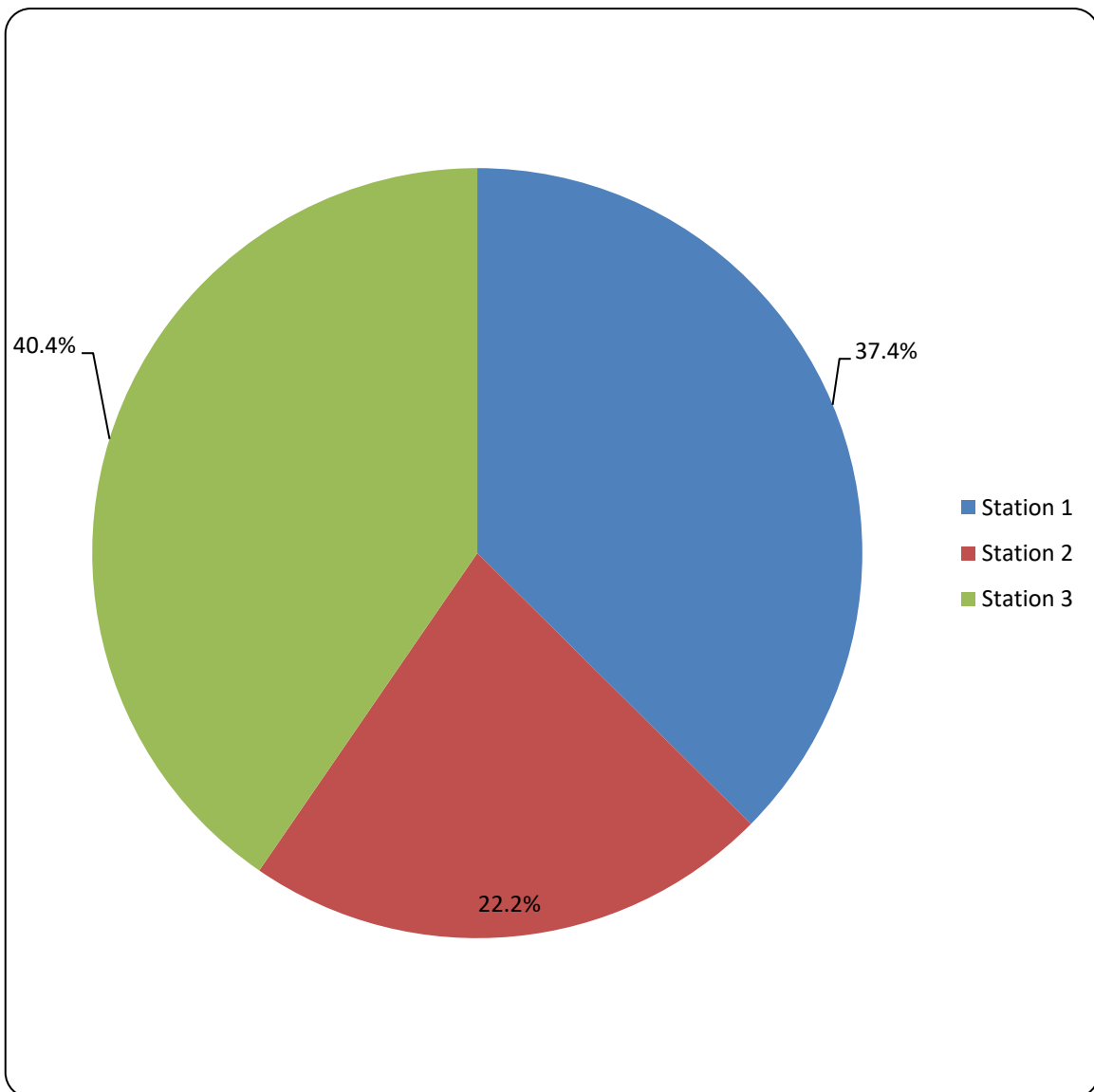
## 3 Year Comparison of Incidents by Type

Type of Incident	2014-15	2015-16	2016-17
EMS, Med. Trauma Other Than Auto Acc.	457	341	416
EMS, Medical Other Than Trauma	2,515	2,048	2,062
<b>Total EMS</b>	<b>2,972 (61.08%)</b>	<b>2,389 (55.16%)</b>	<b>2,478 (56.09%)</b>
Fire, Commercial Structure	18	19	21
Fire, Residential Structure	37	49	34
Fire, Institution Structure	2	2	6
Fire, Other Structures	11	15	7
Fire, Motor Vehicle	20	39	28
Fire, Grass & Refuse	42	70	66
Fire, Control Burn	30	38	24
<b>Total Fires</b>	<b>160 (3.29%)</b>	<b>232 (5.32%)</b>	<b>186 (4.21%)</b>
Rescue, Auto Acc. With Injury	170	230	214
Rescue, Auto Acc. Without Injury	153	181	143
Rescue, Non-Auto Acc. With Injury	4	7	9
Rescue, Non-Auto Acc. Without Injury	20	17	16
<b>Total Rescues</b>	<b>347 (7.13%)</b>	<b>435 (10.04%)</b>	<b>382 (8.65%)</b>
Misc., Assist the Public	517	493	593
Misc., Assist Other Agencies	120	82	88
Misc., False Call	500	500	478
Misc., Power Lines, Gas Leak	135	130	134
Misc., Other	115	69	79
Not Reported	0	0	0
<b>Total Miscellaneous</b>	<b>1,387 (28.50%)</b>	<b>1,274 (29.40%)</b>	<b>1,372 (31.05%)</b>
<b>Total All Incidents</b>	<b>4,866</b>	<b>4,330</b>	<b>4,418</b>



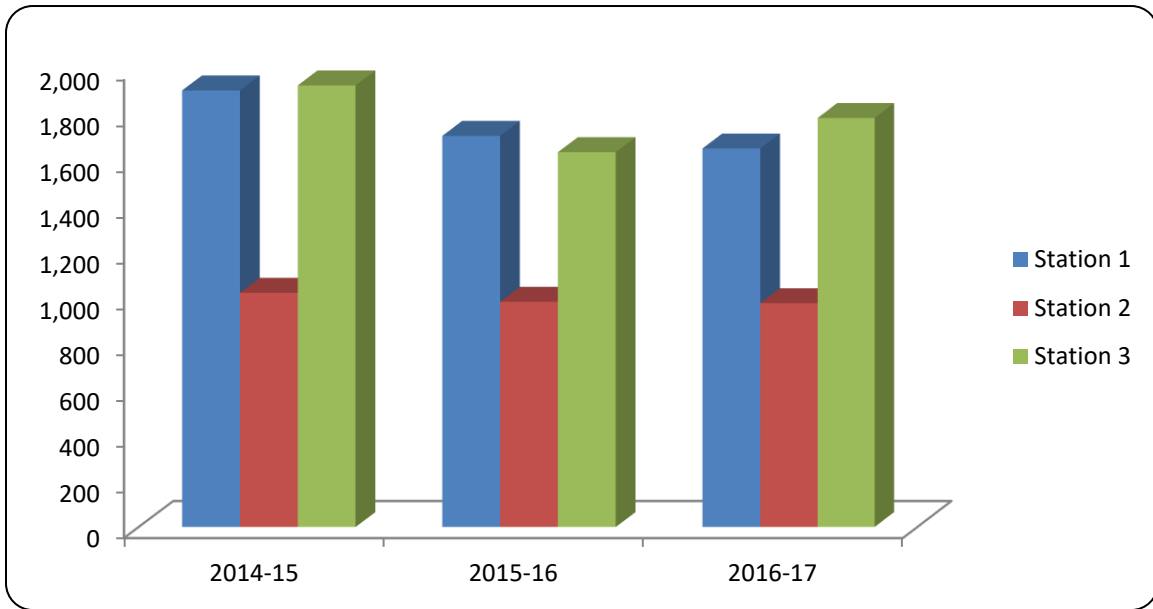
## 2016-17 Total Incidents by Station and Month

Month	Station 1	Station 2	Station 3	Monthly Total
October	142	75	143	360
November	118	78	132	328
December	130	85	154	369
January	168	88	139	395
February	111	59	113	283
March	145	88	152	385
April	145	91	160	396
May	144	97	166	407
June	165	90	172	428
July	147	70	175	392
August	117	73	122	314
September	121	85	158	364
Station Total	1,653	979	1,786	4,418



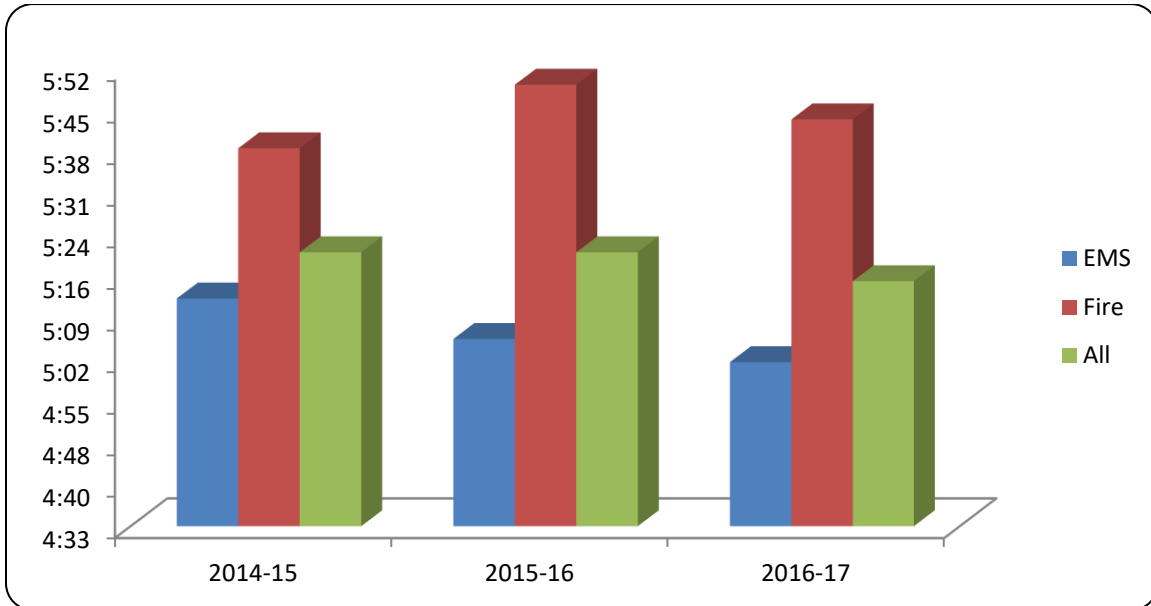
### 3 Year Comparison of Total Incidents per Station

Station	2014-15	2015-16	2016-17
Station 1	1,906	1,708	1,653
Station 2	1,024	985	979
Station 3	1,928	1,637	1,786
<b>Total Incidents</b>	<b>4,866</b>	<b>4,330</b>	<b>4,418</b>



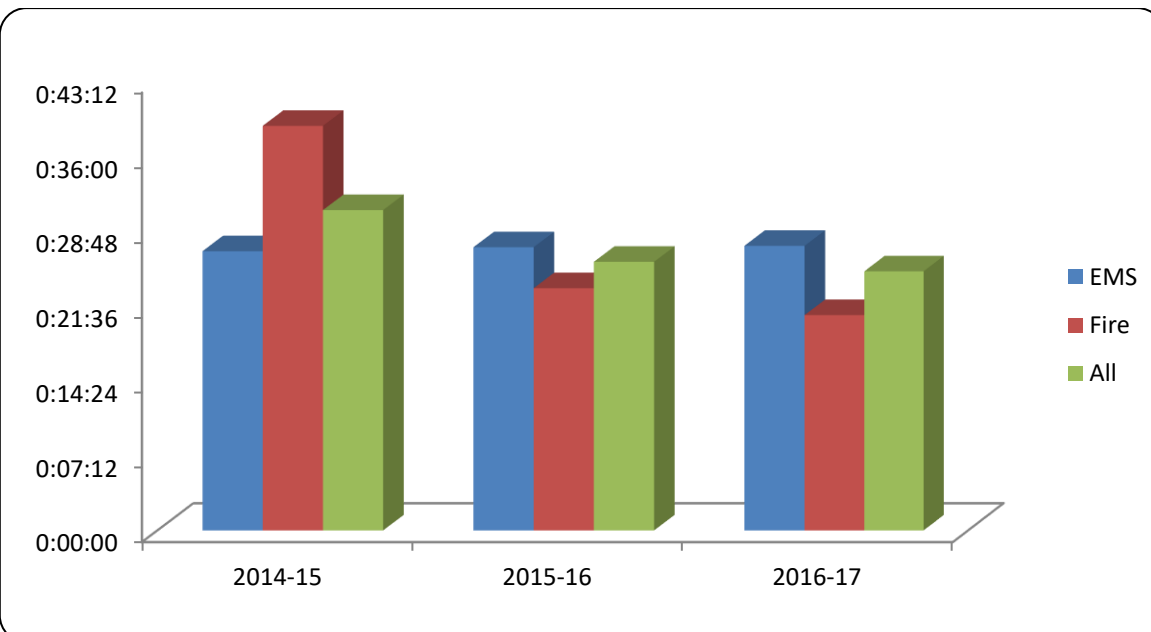
### 3 Year Comparison of Average Response Times

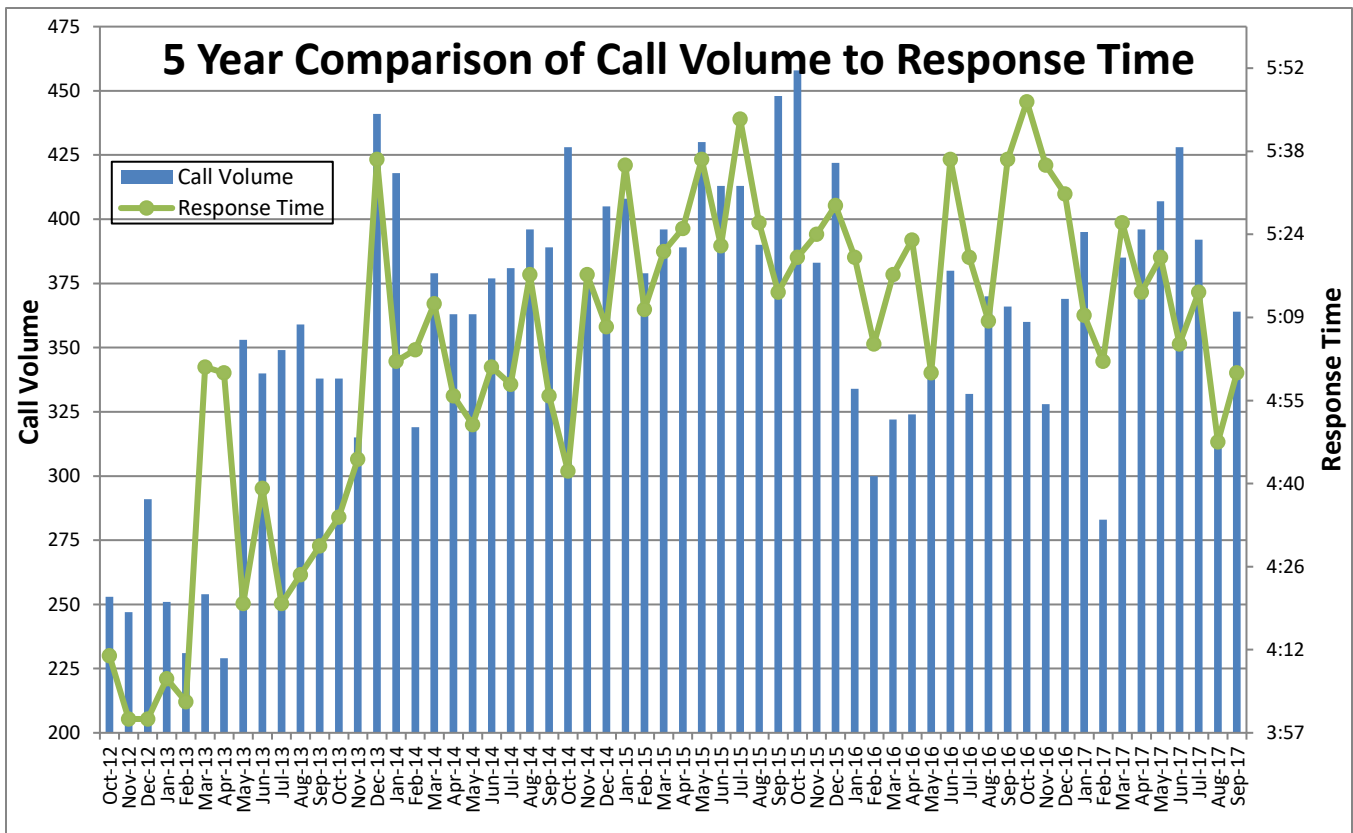
Incident Type	2014-15	2015-16	2016-17
EMS	5:13	5:06	5:02
Fire	5:39	5:50	5:44
All	5:21	5:21	5:16



### 3 Year Comparison of Average Time on Scene

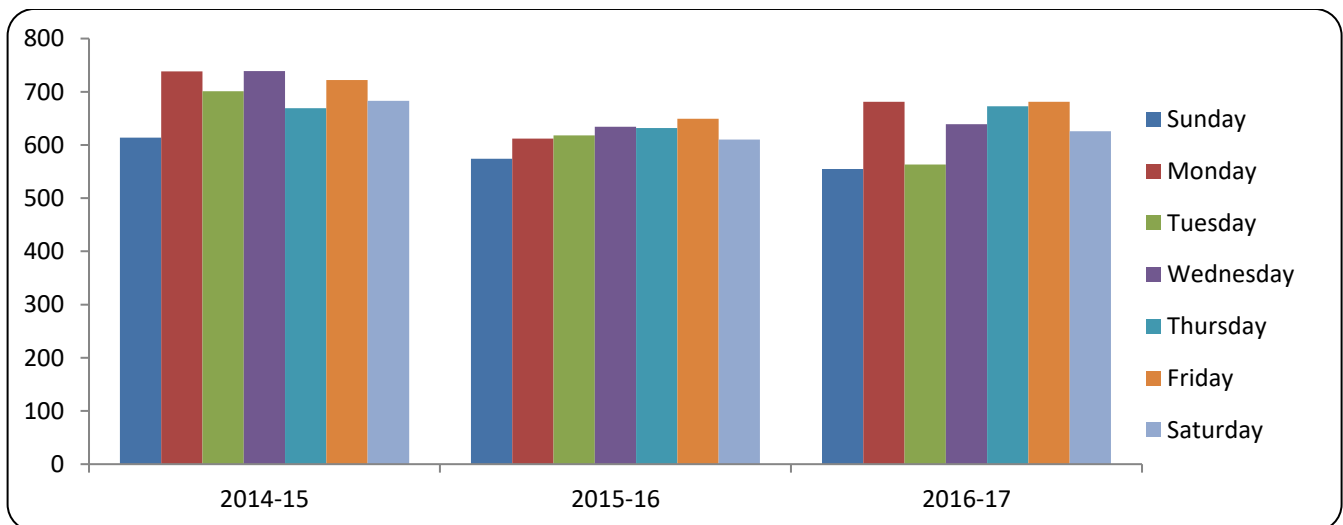
Incident Type	2014-15	2015-16	2016-17
EMS	26:50	27:13	27:21
Fire	38:53	23:17	20:42
All	30:47	25:49	24:54





### 3 Year Comparison of Total Incidents by Day of the Week

Day	2014-15	2015-16	2016-17
<b>Sunday</b>	614	574	555
<b>Monday</b>	738	612	681
<b>Tuesday</b>	701	618	563
<b>Wednesday</b>	739	634	639
<b>Thursday</b>	669	632	673
<b>Friday</b>	722	649	681
<b>Saturday</b>	683	610	626



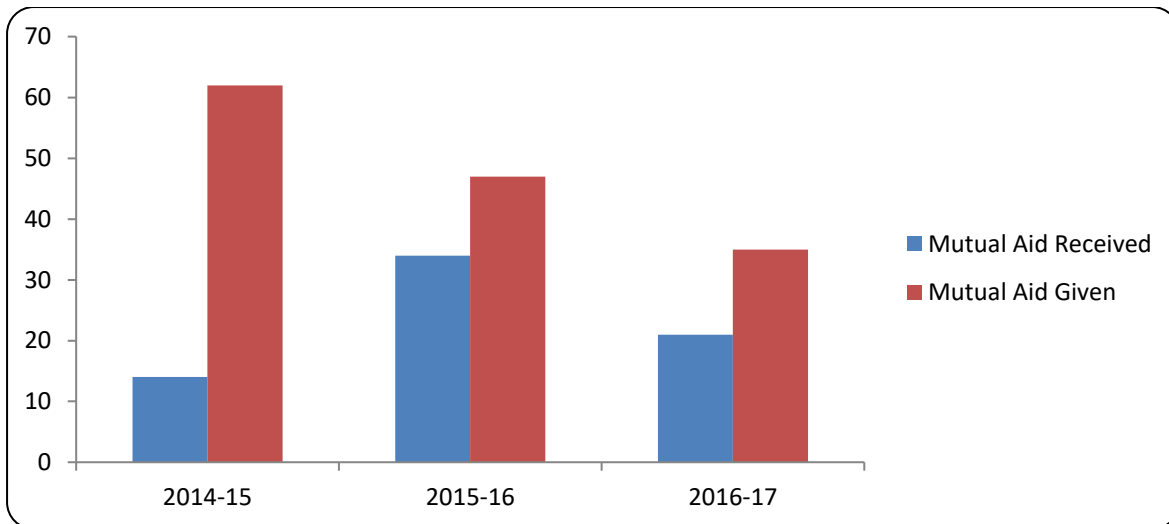
## 3 Year Comparison of Incidents by Time of Day

Hour	2014-15	2015-16	2016-17
0000-0059	130	110	104
0100-0159	113	91	86
0200-0259	88	84	83
0300-0359	83	72	91
0400-0459	81	77	77
0500-0559	87	83	118
0600-0659	123	110	105
0700-0759	185	151	148
0800-0859	239	195	185
0900-0959	242	202	208
1000-1059	239	247	246
1100-1159	280	266	258
1200-1259	234	259	243
1300-1359	262	279	261
1400-1459	269	231	262
1500-1559	315	228	257
1600-1659	308	262	263
1700-1759	246	235	273
1800-1859	290	253	227
1900-1959	284	234	237
2000-2059	233	202	217
2100-2159	201	172	173
2200-2259	166	150	174
2300-2359	168	136	125



### 3 Year Comparison of Mutual Aid Received

Entity Giving Aid	2014-15	2015-16	2016-17
American Red Cross	1	1	1
Bristol VFD		1	
Cedar Hill Fire Dept.		1	
ECFMO			1
Ennis Fire Dept.			1
ESD #6	2	3	
Forreston VFD		2	2
Maypearl VFD		1	
Midlothian Fire Dept.			1
Ovilla Fire-Rescue		4	1
Palmer VFD		2	
Red Oak Fire-Rescue	7	10	14
<b>Total</b>	<b>14</b>	<b>34</b>	<b>21</b>

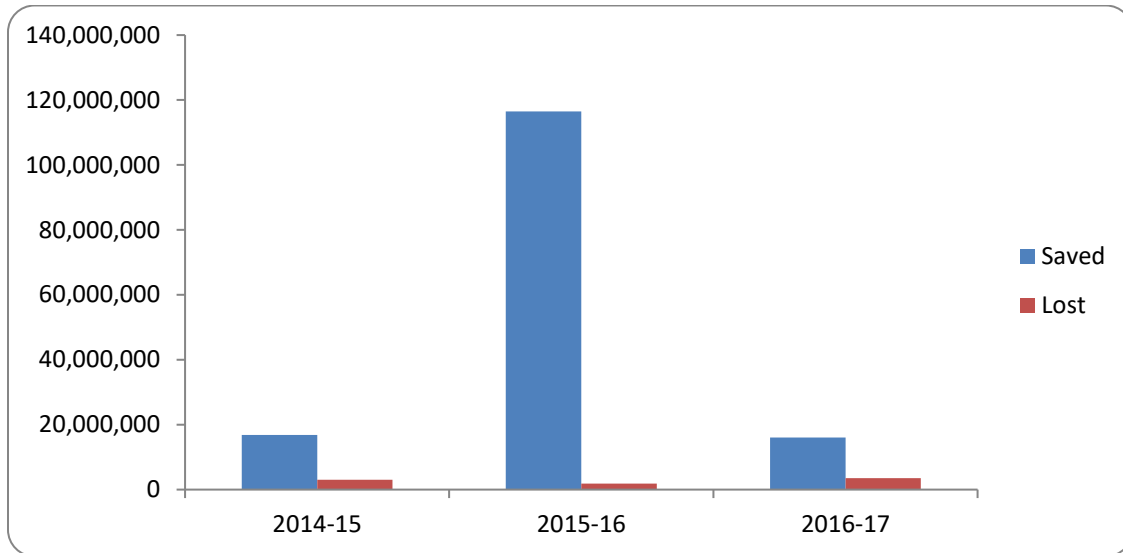


### 3 Year Comparison of Mutual Aid Given

Entity Receiving Aid	2014-15	2015-16	2016-17
Careflite		2	
East Texas Ambulance		1	
Ennis Fire Dept.	3	2	3
ESD #6	22	9	12
Forreston VFD	2	2	1
Lancaster Fire Dept.	2		
Maypearl VFD	1	1	
Midlothian Fire Dept.	7	11	3
Ovilla Fire-Rescue	3	2	2
Palmer	2		1
Red Oak Fire-Rescue	20	17	13
<b>Total</b>	<b>62</b>	<b>47</b>	<b>35</b>

### 3 Year Comparison of Dollar Value Saved vs. Lost

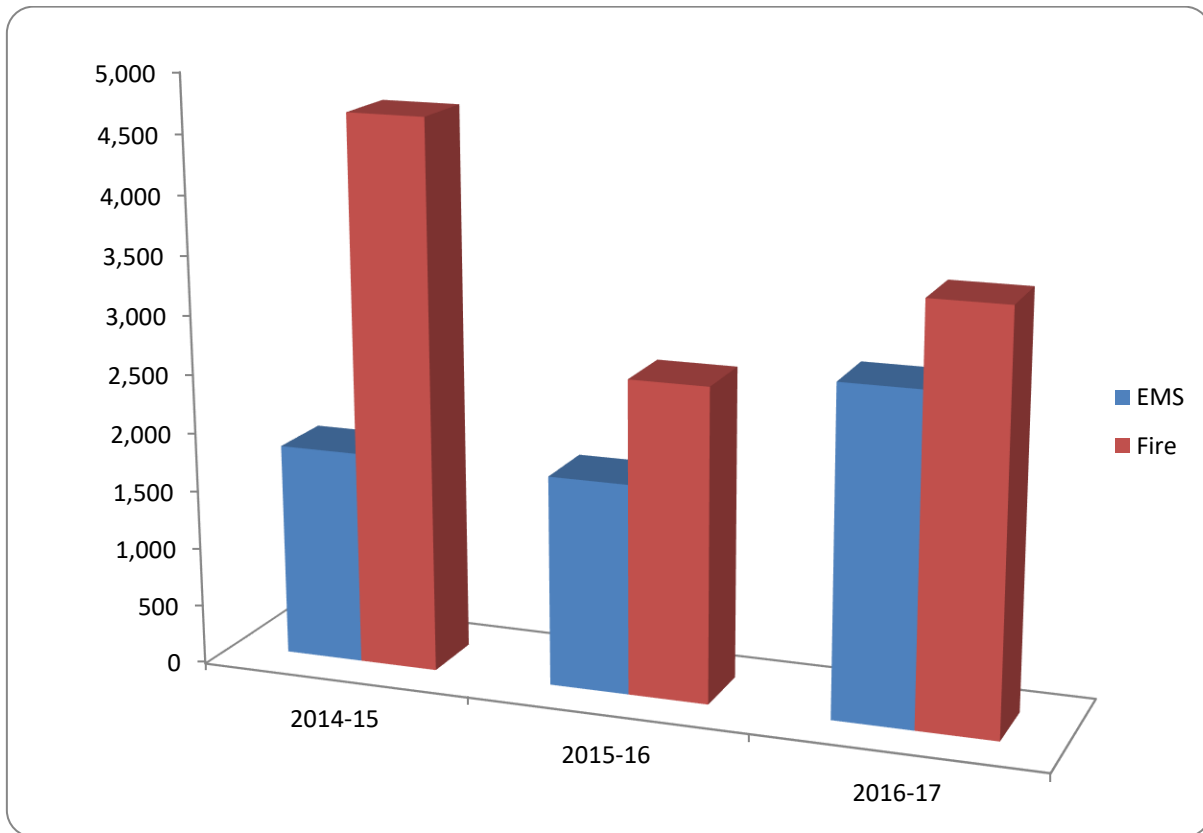
Category	2014-15		2015-16		2016-17	
Total \$ Value	19,823,460		52,504,310		19,571,170	
	Dollars	%	Dollars	%	Dollars	%
Total Saved	16,809,610	84.8	50,306,530	95.81	16,010,720	81.81
Total Lost	3,013,850	15.2	2,197,780	4.19	3,560,450	18.19



# TRAINING

## 3 Year Comparison of Training Hours Accomplished

2014-15		2015-16		2016-17	
Fire	EMS	Fire	EMS	Fire	EMS
4,667.25	1,820	2,667.50	1,796	3,514.75	2,800



## CERTIFICATIONS OBTAINED 2016-17

Intermediate Firefighter – 1  
 Advanced Firefighter – 4  
 Fire Officer I – 3  
 Open Water Diver – 4  
 Dry Suit Diver – 1  
 Full Face Mask Diver – 1  
 Rescue Diver – 1  
 Master Diver – 1  
 Wreck Diver – 1  
 Advanced Diver – 3

## Aerial Operations Training May 2017



## Annual PAT Test May 2017



## High Point Rescue Training August 2017



## Rescue Dive Training



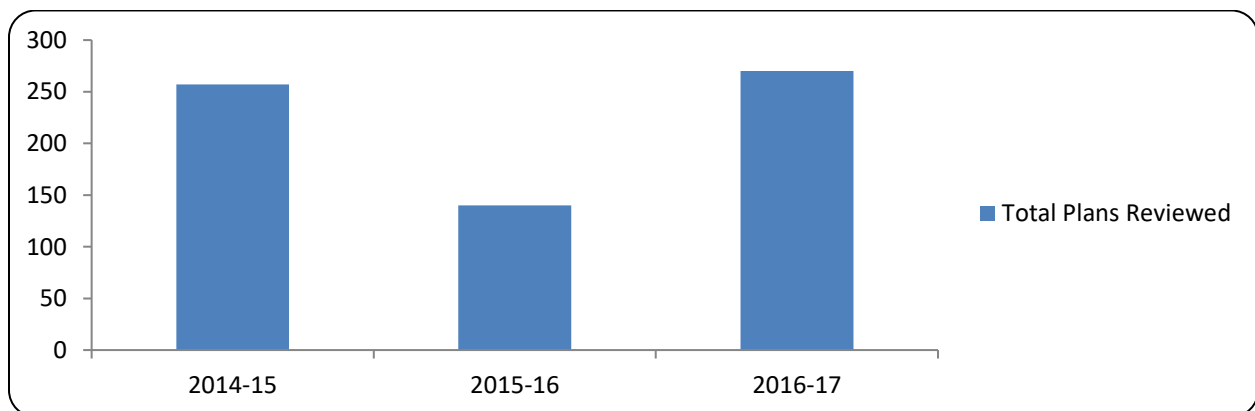
## Open Water Dive Training

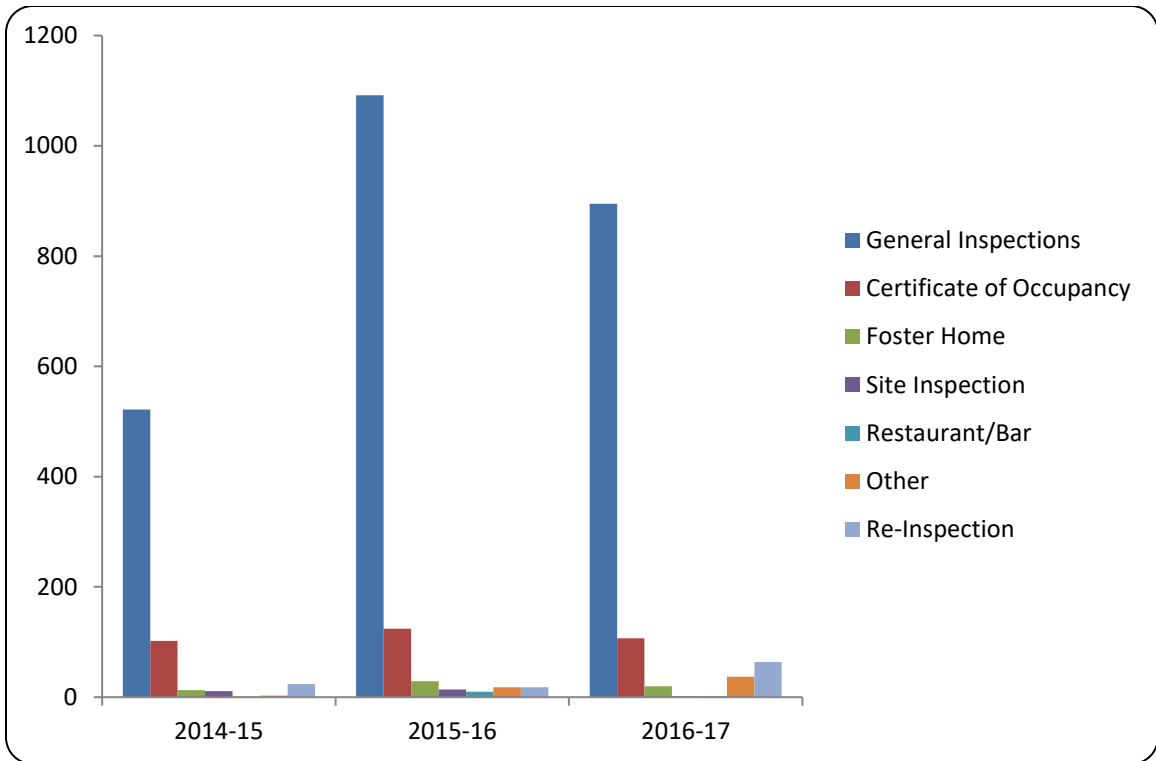


# **PREVENTION DIVISION STATISTICS**

## **3 Year Comparison of Plan Reviews**

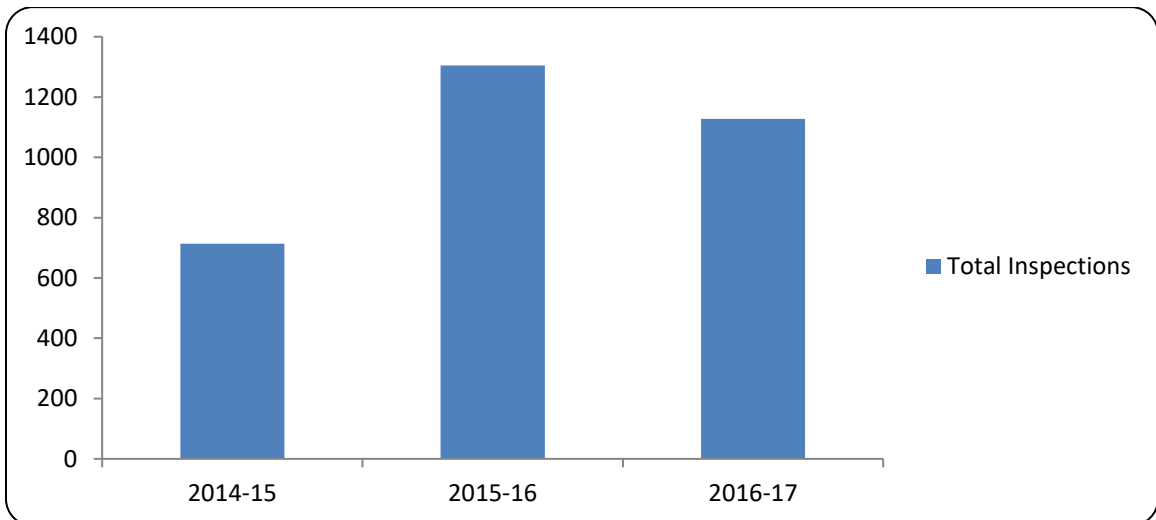
Type	2014-15	2015-16	2016-17
Construction	104	54	142
Sprinkler	33	24	19
Fire Alarm	23	30	16
Fire Suppression	7	9	6
Plats	42	10	52
Additions	20	1	23
Other	28	12	12
<b>Total</b>	<b>257</b>	<b>140</b>	<b>270</b>

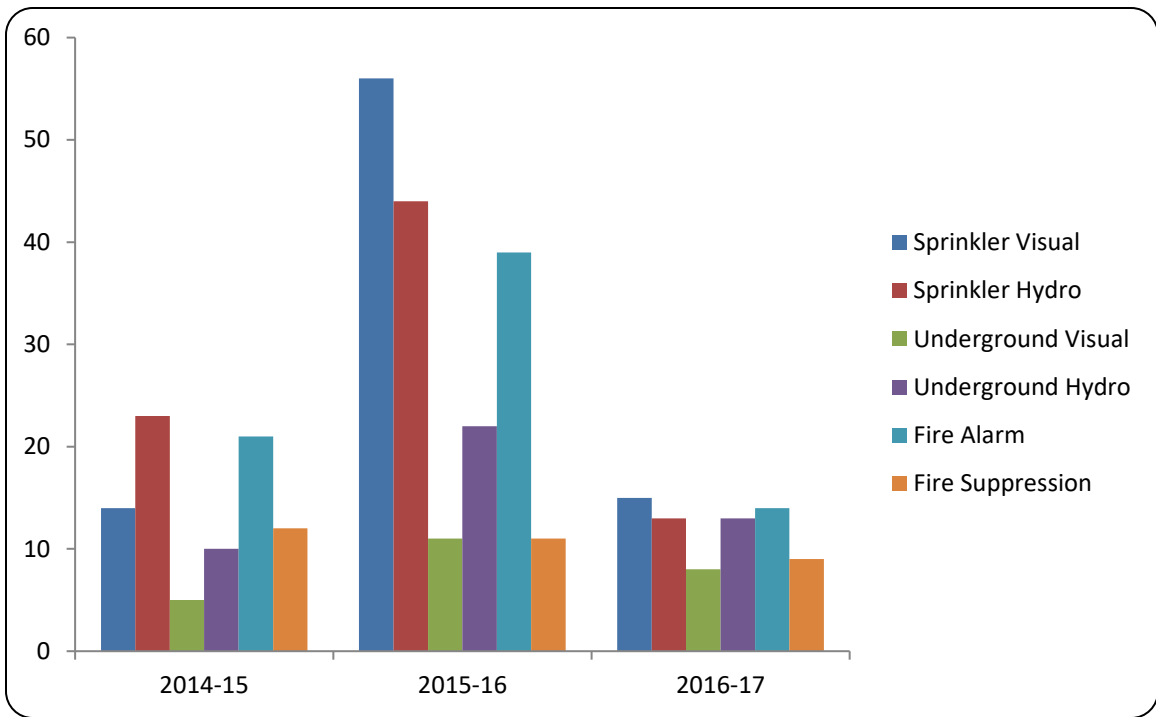




### 3 Year Comparison of Fire Inspections

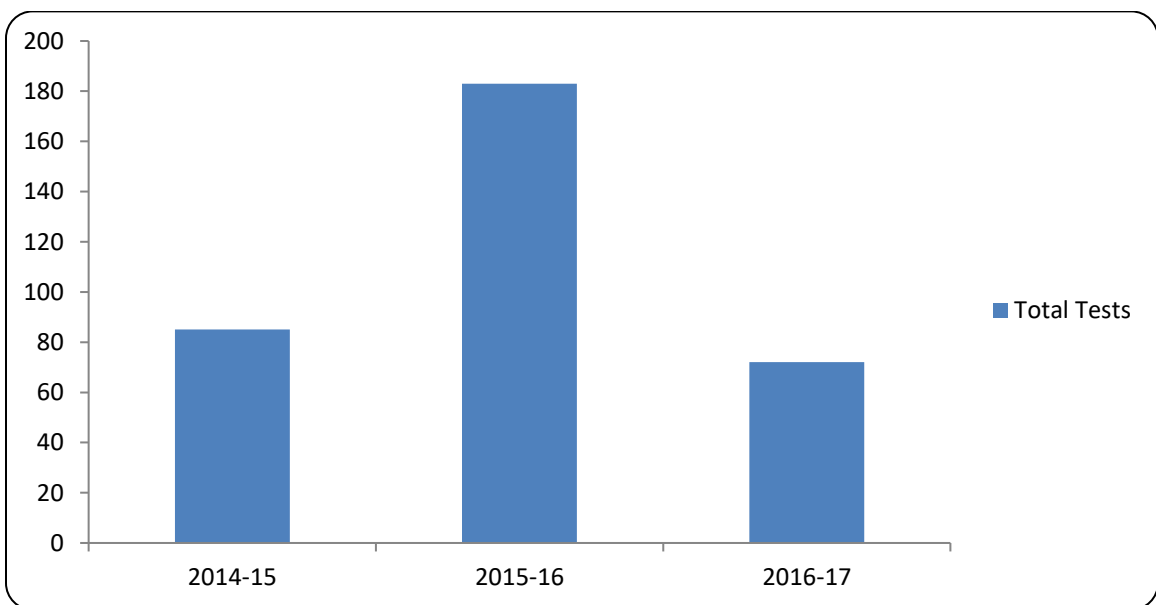
Inspection Type	2014-15	2015-16	2016-17
General Inspections	522	1,092	895
Certificate of Occupancy	102	124	107
Foster Home	13	29	20
Site Inspection	11	14	2
Restaurant/Bar	1	10	2
Other	3	18	37
Re-Inspection	24	18	64
<b>Total</b>	<b>713</b>	<b>1,305</b>	<b>1,127</b>





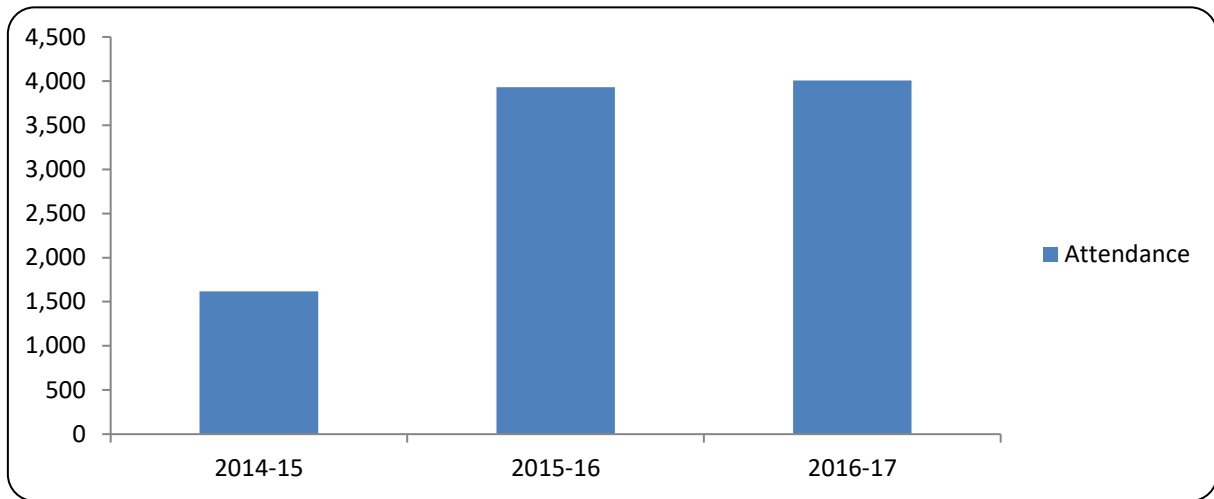
### 3 Year Comparison of Alarm & Fire Suppression Systems Tests

Test Type	2014-15	2015-16	2016-17
Sprinkler Visual	14	56	15
Sprinkler Hydro	23	44	13
Underground Visual	5	11	8
Underground Hydro	10	22	13
Fire Alarm Test	21	39	14
Fire Suppression Test	12	11	9
<b>Total</b>	<b>85</b>	<b>183</b>	<b>72</b>



## 3 Year Comparison of Public Education Presentations

2014-15		2015-16		2016-17	
Presentations	Attendance	Presentations	Attendance	Presentations	Attendance
7	1,617	19	3,929	16	4,008



# **FIRE DEPARTMENT PROJECTS**

## **Vent Prop, Storage Containers and Covered Training Area**



## **Foreceful Entry Training Prop**



# **COMMUNITY INVOLVEMENT**

## **Fire Prevention Week October 9-15, 2016**



## Blazing a Trail for Literacy December 7-15, 2016



## Toys for Kids December 13, 2016

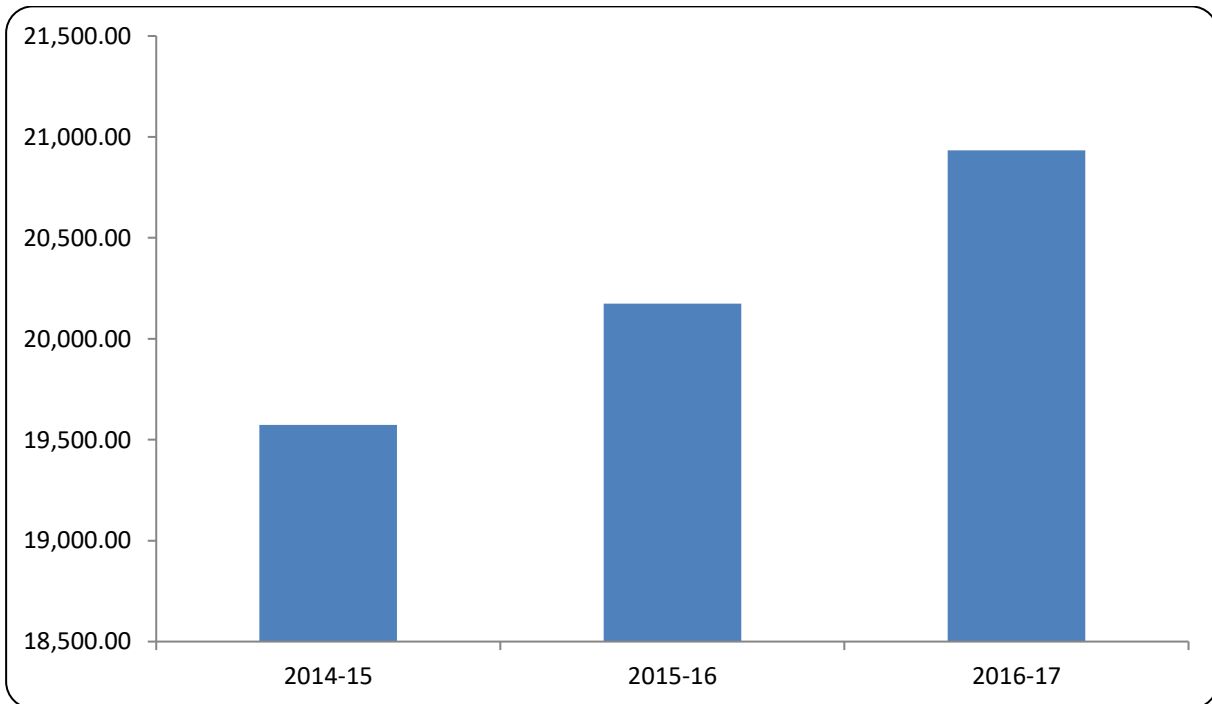


## MDA Fill the Boot May 2017



### 3 Year Comparison of MDA Collections

2014-15	2015-16	2016-17
19,573.98	20,174.21	20,933.43



## City Employee Appreciation Day May 12, 2017



## Independence Day Parade July 3, 2017



## HEB Lunch September 9, 2017

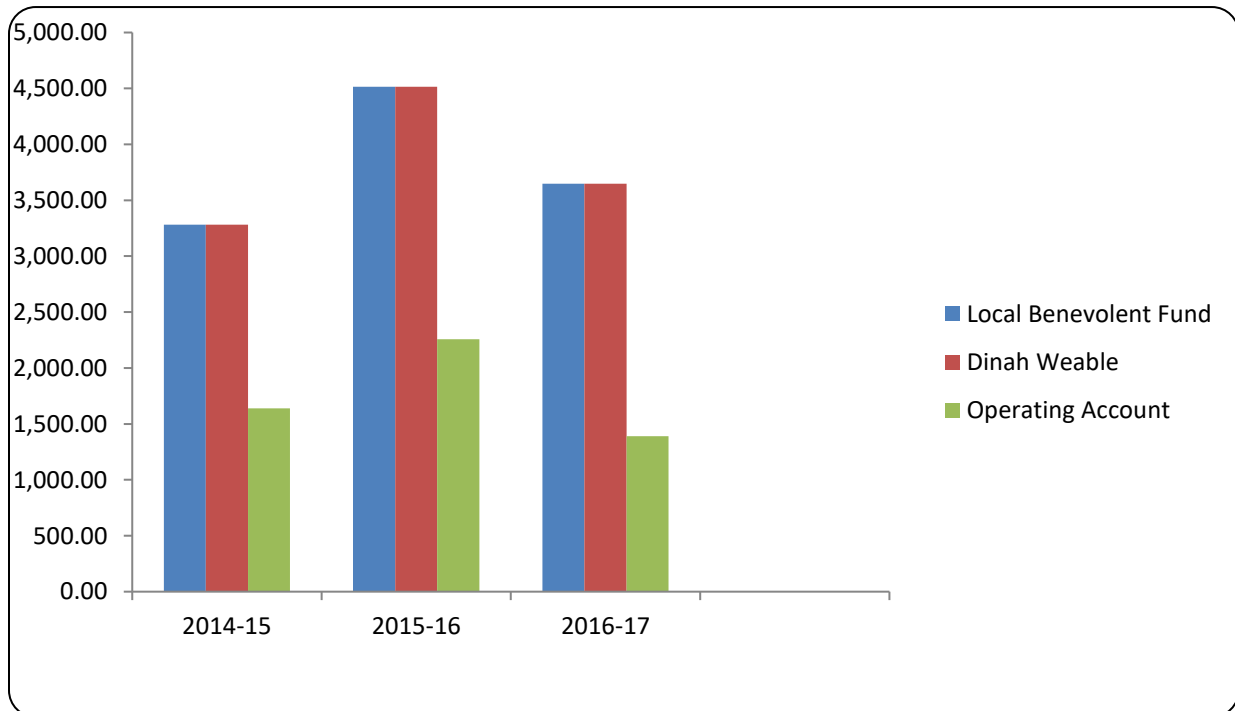


## 9/11 Memorial Stair Climb September 10, 2017



### 3 Year Comparison of WFR Cares Enough to Wear Pink Campaign

Charity	2014-15	2015-16	2016-17
Local Benevolent Fund	3,280.56	4,515.80	3,647.00
Dinah Weable	3,280.56	4,515.80	3,647.00
Operating Account	1,640.28	2,257.90	1,390.00
<b>Total</b>	<b>8,201.40</b>	<b>11,289.50</b>	<b>8,684.00</b>



# **This is your Fire Department!!**

**Come see us sometime...**



**...we would love to have you.**