

# WAXAHACHIE FIRE-RESCUE ANNUAL REPORT

Fiscal Year 2021-22



# TABLE OF CONTENTS

Introduction.....	2
Mission, Vision, & Value Statements.....	3
2021-22 Highlights.....	4
History Timeline .....	5-8
Challenge Coins, Service Anniversaries, & Life Saving Awards.....	9-11
Firefighter of the Year.....	12
Retirements.....	13-14
Major Additions.....	15
Organizational Chart.....	16
Authorized Personnel & Statistics.....	17-18
Fire Station District Map.....	19
FireAdministration.....	20
Fire Station #1.....	21-22
Fire Station #2.....	23-24
Fire Station #3.....	25-26
Budget Information.....	27
Operations Division Statistics.....	28-34
Prevention Division Statistics.....	35-37
Fire Incidents & Investigations.....	38-40
Training.....	41-42
Certifications.....	43-44
Community Involvement.....	45-48



# INTRODUCTION

The American fire service is built upon tradition, respect, honor, and dedication to the service of others. Waxahachie Fire-Rescue has enjoyed a rich history of serving the citizens, visitors, and businesses of the City of Waxahachie since 1883. The reputation of this department is one of excellence and professionalism.

With the support of the citizens and businesses of Waxahachie, Mayor, City Council, our City Manager and his staff, as well as the other City departments and supporting governmental agencies, we continue to be an exemplary organization that prides itself on being proactive, efficient, and exceptionally effective in our delivery of services.

While we are blessed to be supplied with the very best equipment and training available, nothing can take the place of our most important asset - the men and women of this Department who dedicate their lives to serving others. And so, with this in mind, I would like to take this opportunity to thank our members for the exceptional service they provide on a daily basis as well as to their family members for sharing them with this Department and the City of Waxahachie.

In a team effort, we are committed to provide the best possible proactive approach to fire and life safety, prevention, and education. We will pursue excellence in every aspect of our mission. Our goal is to continue to work together to make our city a safe and productive environment for all concerned. In doing so, every citizen can be ensured that our mission will be accomplished in a fashion which reflects this Department's dedication to outstanding customer and community service.

It is our honor and privilege to serve the 45,447 citizens of the City of Waxahachie with an ISO Class 2/10 fire department. While we strive for increased knowledge and capabilities, we must also ensure that we document our past activities and accomplishments. As such, we are proud to hereby present the 2021-22 Annual Report for Waxahachie Fire-Rescue.

***Ricky Boyd***

Fire Chief, Waxahachie Fire-Rescue

## Mission Statement

To protect life and property from fire through strong prevention, public education, code enforcement, and suppression programs and to establish the best rescue and pre-hospital care plan possible.

## Vision Statement

We envision a city where citizens can live comfortably knowing their lives and property are protected by a department staffed with proficient, caring, dedicated people and where all citizens are educated about fire prevention and other public safety concerns.

## Value Statements

Positive Attitudes - We value a positive attitude toward the City and this department.

Professionalism - We value pride in our department and pride in the quality of work we are privileged to perform. Our conduct, both on and off duty, is a reflection of our professional commitment.

Service Orientation - We value a commitment to service. We recognize a service responsibility to other City departments and to every element of our business and neighborhood community. Our performance must ultimately be judged by the satisfaction of those we serve.

Teamwork - We value teamwork. No one is as effective alone as they are with the cooperative help of others. We encourage all members to work together as equal partners.

Innovation - We value and encourage the challenge of new ideas and technology. Therefore, we encourage resourceful self-motivation.

Performance - We are committed to personal and professional development. We encourage training, education, and skill development on an on-going basis. We are committed to safety and to policies that encourage the mental and physical health of our most valuable asset, our members.

Equal Opportunity - Waxahachie Fire-Rescue is an equal opportunity employer and strongly supports and promotes equal opportunity for every individual.



# 2021-22 HIGHLIGHTS

- Retirements:
  - May 21, 2022 Fire Marshal John Rodgers retired after 25 years of dedicated service
  - June 24, 2022 Pump Engineer J Martin retired after 20 years of dedicated service
- Promotions:
  - June 12, 2022 Brent Fuller was promoted to Fire Marshal
  - September 4, 2022 Julio Hernandez was promoted to Captain
  - September 4, 2022 Larry Sodek was promoted to Lieutenant
  - September 4, 2022 Kevin Lindsey was promoted to Pump Engineer
  - September 4, 2022 Joe Lynn was promoted to Pump Engineer
- 2021-22 Firefighter of the Year: Battalion Chief David Maeker
- New Hires:
  - Peyton Garner joined the WFR on October 3, 2021
  - Blake Robbins joined the WFR on October 3, 2021
  - Trevor Meaney joined the WFR on March 13, 2022
  - Casey Funk joined the WFR on August 7, 2022
  - Blake Hardin joined the WFR on August 7, 2022
  - Bryce McLeod joined the WFR on August 7, 2022
- Engine 2 was placed in service on October 8, 2021
- In February 2022, new SCBA storage racks were built & installed at each station
- Broke ground for Station 4 on April 12, 2022
- Ordered Truck 1 on April 28, 2022
- Responded to 5,607 calls for emergency service



# THE HISTORY OF WAXAHACHIE FIRE-RESCUE



Late 1870's and early 1880's - Waxahachie had a volunteer fire department known as the Salamander Fire & Hose Company No. 1



Between 1890 and 1893 - The James S. Davis Hook and Ladder Company No.1 was formed

1893 - 63 volunteers split between 2 departments, 35 with the Salamander Fire Company No. 1 and 28 with the James S. Davis Hook and Ladder Company No.1

The earliest known listing of paid firefighters was in 1898. The Sanborn review listed 4 paid firefighters and 70 volunteers.

1870

1880

1890

1900

May 9, 1882 - Siddons Hotel Fire (present day Rogers Hotel)

May 18, 1882 - County Square Fire (picture below)




July 4, 1883 - The City chartered and funded its first fire department which included a fire station located at the corner of Rogers and Water Streets, a Silsby steam fire engine known as the Salamander Fire Company No.1, 1,000 feet of hose, and 2 hose carts. The charter did not include the funding of firefighter positions.



1890 - The volunteer fire department consisted of 35 active members.

Firefighter Henry Erby was killed in the line of duty November 11, 1900.

In 1892, the City of Waxahachie opened a new City Hall/Fire Station on the corner of Elm and Main Streets.



# THE HISTORY OF WAXAHACHIE FIRE-RESCUE

Between 1909 and 1914, a third volunteer fire department was added known as the W.H. Getzendaner Hose and Engine Company No. 1.



1913 - The City of Waxahachie bought its very first motorized fire apparatus



1923 - Carl Blevins became Fire Chief of the Waxahachie Fire Department.

1925 - The department consisted of 6 fully paid men and 1 partly paid. Total members-7

1910

1920

1930

1940

1914 - Between the 3 companies there were 2 paid men, 3 partly paid men and 59 volunteers. Total members-64



In 1922, the City of Waxahachie combined the 3 separate organizations into a fully paid department know as the Waxahachie Fire Department. The department consisted of 1 partly paid and 4 fully paid firefighters, a Fire Chief and an Assistant Chief. The fireman worked six 24-hour shifts with one day off per week.

Firefighter Tom Hatfield was killed in the line of duty August 1, 1924.



# THE HISTORY OF WAXAHACHIE FIRE-RESCUE



1956 - Otto Crow became Fire Chief of the Waxahachie Fire Department.

1959 - The department consisted of 11 fully paid members.

1964 - The station at Elm and Main Streets was closed and the building was demolished.



1984 - Wendell Presley became Fire Chief of the Waxahachie Fire Department.

1950

1960

1970

1980

1952 - Willie Noel became Fire Chief of the Waxahachie Fire Department.



1963 - Present day Station 1 was opened at 408 West Main Street (picture below). What was then known as Station 2 was also opened at 109 John Arden Drive.



1980 - The department consisted of 25 fully paid members.

Firefighter Herman Tidwell was killed in the line of duty January 8, 1983.



# THE HISTORY OF WAXAHACHIE FIRE-RESCUE



1986 - David Hudgins became Fire Chief of the Waxahachie Fire Department.

October 1, 1990 - The department became a state civil service department.



2012 - Present day Station 2 was opened at 1601 Cleaver Street.

1990

2000

2010

2020

2012 - The department consisted of 49 fully paid members.

1986 - Present day Station 3 was opened at 200 YMCA Drive. At this time, Station 2 was closed.



2012 - Ricky Boyd became Fire Chief of the Waxahachie Fire Department.



2021-Present  
Waxahachie Fire-Rescue has a staff of 69. The 63 members of the Operations Division work a 24/48 hour schedule with 21 assigned to each of the 3 shifts. The other 6 members are assigned to Administration.

# WAXAHACHIE FIRE-RESCUE

## CHALLENGE COINS

A challenge coin is a small coin or medallion that is very symbolic and meaningful among those who have received them. They generally bear an organization's insignia or emblem and are carried by the organization's members. The origination of the challenge coin is widely debated, but it is known to date back as far as World War I. The coins were given out to military members to serve as a memento of their teamwork as well as to essentially state that they are a member and belong.

It became a tradition to use the coin to "challenge" other members. A challenger would ask to see another person's medallion. If the challenged person could not produce a medallion, they were required to buy a drink of choice for the member who challenged them. If the challenged member produced a medallion, then the challenging member was required to pay for the drink.

There are many traditions that have helped to build camaraderie among military personnel over the years. However, carrying challenge coins is one of the most well-respected ones. Today, they aren't restricted to the military but used amongst a variety of groups, organizations, and departments.

Waxahachie Fire-Rescue coins were made and distributed to all members in July of 2015. Originally, the department was only going to have one coin that was going to represent the department as a whole. Then the idea was changed to encourage station morale between all crews. Station logos were used as the design on one side and the department patch on the other. The association produced and now uses these coins as tokens of appreciation and good merit.



Station 1's logo is the Jailhouse because the building formerly housed the City Jail.



Station 2's logo is the Burrow because salamanders, which is the original fire department logo, live in burrows.



Station 3's logo is the Concrete Jungle because of its close proximity to IH-35, US-287 bypass and the City's industrial district.



# FY 2022 SERVICE ANNIVERSARIES



On December 14, 2019, WFR instituted service anniversary coins. These coins represent the years of dedicated service a member has served with the department. A member receives an anniversary coin for every 5 years of service.



## 5 YEARS

Firefighter Jeff Farmer  
Firefighter Jeff Aycock

## HIRE DATE

10/17/2016  
03/13/2017



## 10 YEARS

Firefighter John Seaberry

08/17/2012



## 15 YEARS

Pump Engineer Jason Eubanks  
Captain Julio Hernandez  
Lieutenant Larry Sodek  
Pump Engineer Matt Rodgers

11/20/2006  
02/05/2007  
07/03/2007  
07/16/2007



## 20 YEARS

Pump Engineer Terry Burnette

10/08/2001

# FY 2022 LIFE SAVING AWARDS



In October 2020, WFR started giving Challenge Coins for Life-Saving Awards. Of all the services the department provides, saving the lives of our citizens and visitors is the most important, meritorious, and rewarding achievement possible.

Those receiving the awards for FY22:

## **October 1, 2021**

Captain Scott Safford, Acting Pump Engineer Matt Young, Firefighter Aaron Barnett, and Firefighter Walker Hoard - successfully revived a patient who lost their pulse after suffering from respiratory distress due to asthma.

## **April 7, 2022**

Acting Lieutenant Larry Sodek, Acting Captain Shane Petty, Acting Pump Engineer Eric Bradley, Pump Engineer Terry Burnette, Firefighter Patrick Maples, and Firefighter Joe Lynn - successfully revived a male patient who suffered a cardiac arrest.

## **August 11, 2022**

Acting Lieutenant Terry Nava, Acting Pump Engineer Jeremy Mehringer, Firefighter Samuel Blank, and Firefighter Jeremy Molina - successfully revived a male patient who suffered a cardiac arrest.

## **August 20, 2022**

Acting Lieutenant Kameran Miller, Acting Pump Engineer Seth Corder, and Firefighter Jonathan Laws - successfully revived an elderly male patient who suffered a cardiac arrest.

# FIREFIGHTER OF THE YEAR

The Waxahachie Fire-Rescue Firefighter of the Year is selected each fall and the award is presented in December at the annual department Christmas party. The Firefighter of the Year is not always selected just because of a heroic act. Many other things play into it such as outstanding community service, going above and beyond the call of duty in day to day station activities, outstanding leadership abilities and unwaivering dedication to duty. Each member of the department has the opportunity to nominate an individual to the Fire Chief for this award by submitting the members name and a brief description of the act(s) warranting acknowledgment.

## **Battalion Chief David Maeker**

Chief Maeker received the 2021 Firefighter of the Year award based on a vote from the members of Waxahachie Fire-Rescue. Chief Maeker always displays himself and treats others with a joyful attitude, a pleasant demeanor and fairness. On a daily basis, he provides spiritual guidance to and concern for his men and their families. He sets the tone every day and inspires others to consistently and constantly improve. In short, he is an excellent example of what a leader in the fire service should be.





# RETIREMENT

## Fire Marshal John Rodgers - 25 Years of Service with WFR



Chief Rodgers began his career with Waxahachie Fire-Rescue on November 25, 1997. John quickly promoted through the ranks of the WFR to Pump Engineer on August 3, 2001, Lieutenant on June 3, 2005, Captain on November 5, 2008, Battalion Chief on August 10, 2009 and finally to Fire Marshal on January 17, 2021.

John consistently pursued educational opportunities to advance his capabilities as he earned certifications as a Master Firefighter, Fire Officer II, Instructor III, Incident Commander, Master Fire Inspector and Master Fire Investigator.



John had a reputation of leading by example, both on and off duty. He was the WFR grant writer and TIFMAS coordinator for many years. He was a volunteer firefighter with the Waxahachie Rural Fire Department, an instructor at the Navarro College Fire Academy, as well as a member of the Waxahachie ISD School Board. He is also very active at his church, the Avenue. John was recognized as Firefighter of the Year in 2006.

John retired from Waxahachie Fire-Rescue on May 21, 2022. He then began his second career in the professional fire service as Fire Chief of the Alvarado Fire Department on May 23, 2022.



# RETIREMENT

## Pump Engineer J Martin – 20 Year of Service with WFR

Engineer Martin began his career with Waxahachie Fire-Rescue on May 16, 2002. He was promoted to Pump Engineer on November 13, 2009 and to Lieutenant on July 17, 2016.

During his career with Waxahachie Fire-Rescue, J earned certifications as an Advanced Firefighter and as a Paramedic. He was also recognized as Firefighter of the Year in 2005.

J retired from Waxahachie Fire-Rescue as a Pump Engineer on June 24, 2022.





# MAJOR ADDITIONS

**October 8, 2021 Pushback Ceremony for New Engine 2**

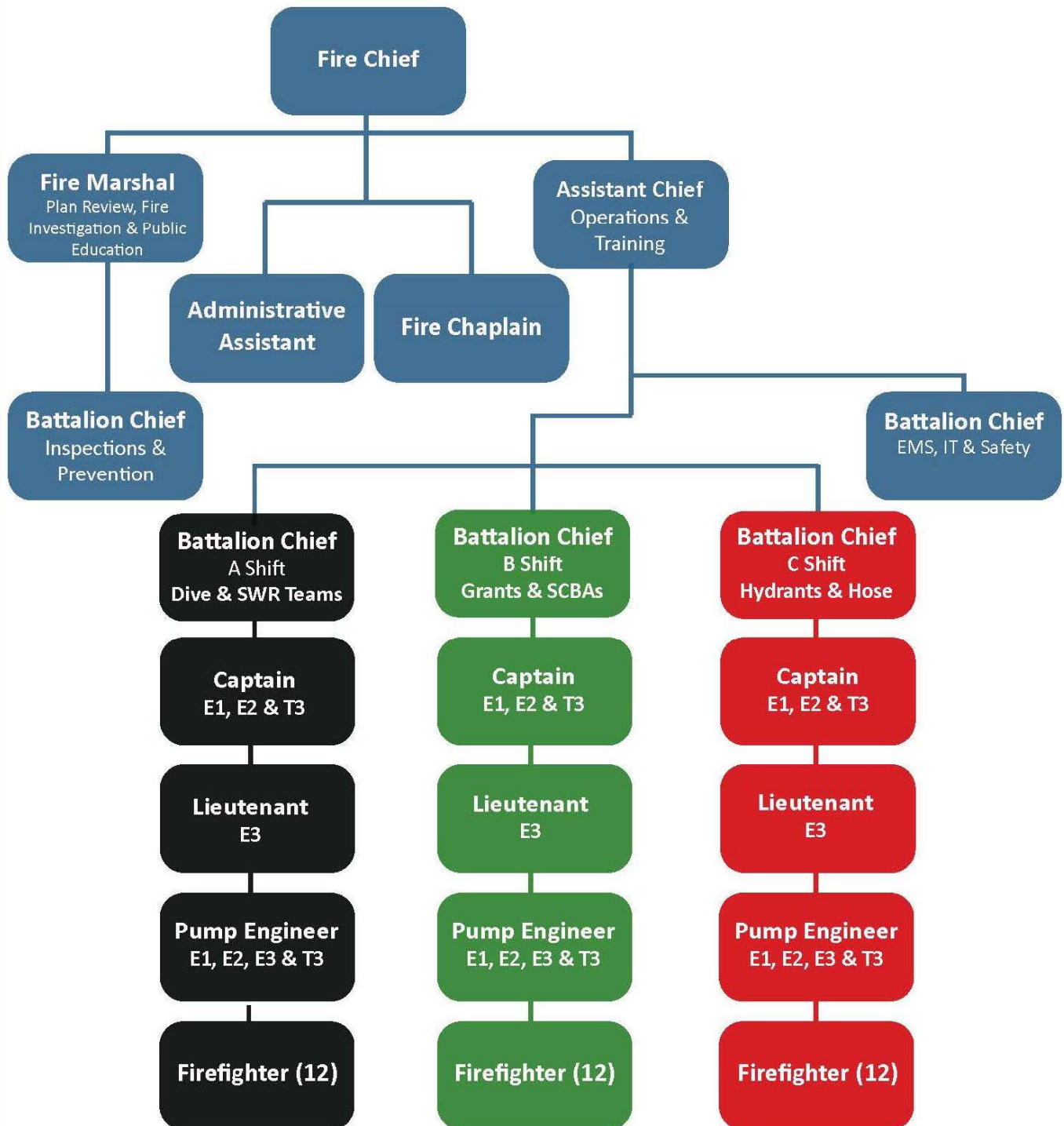


**April 12, 2022 Groundbreaking Ceremony for Station 4**



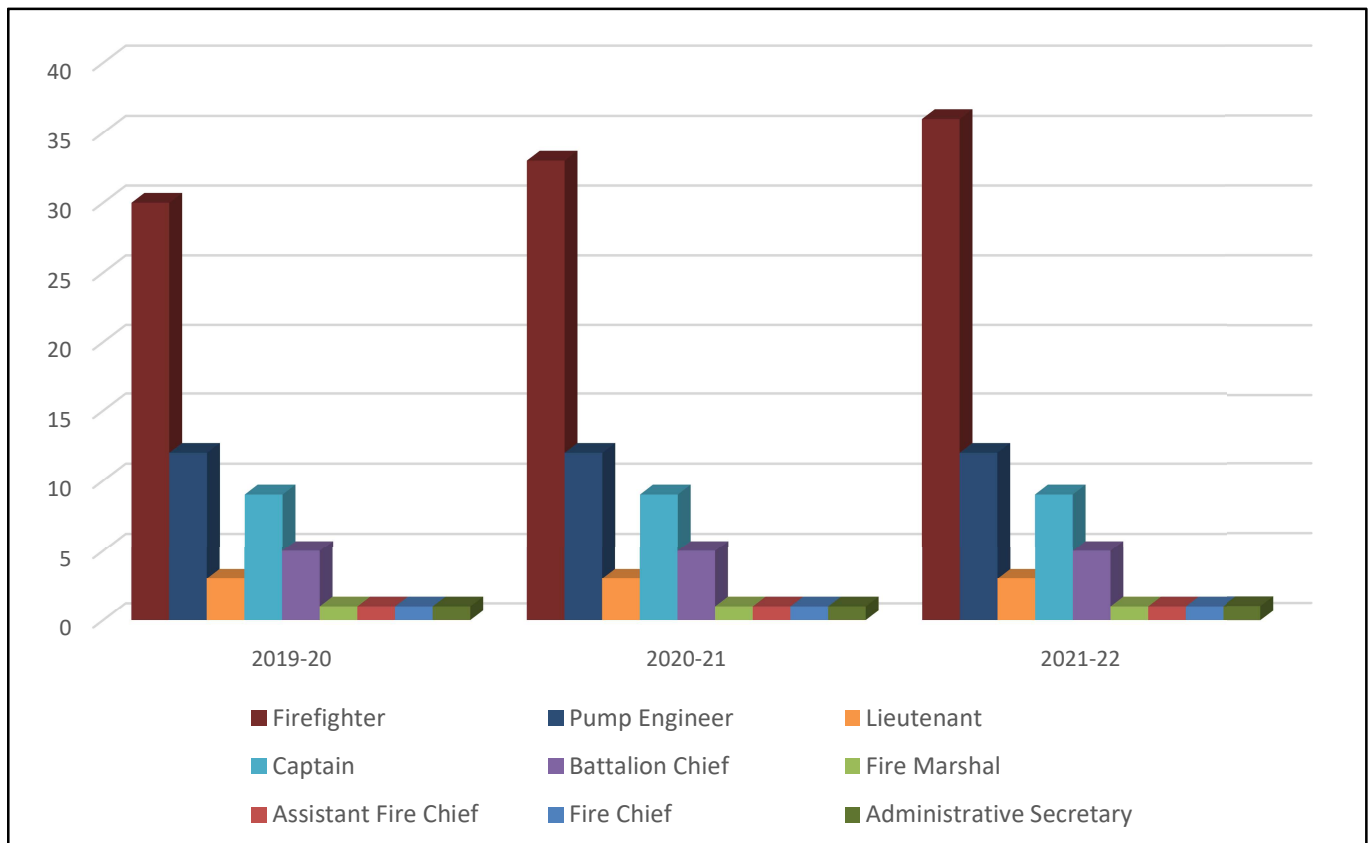


# ORGANIZATIONAL CHART



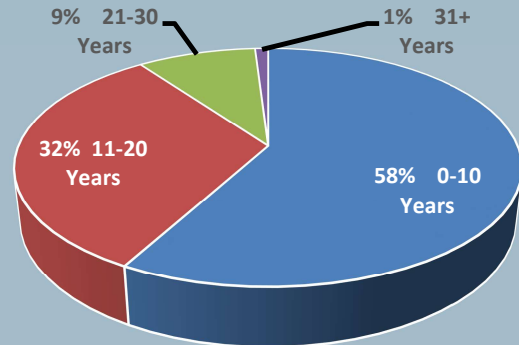
# AUTHORIZED PERSONNEL

Position	2019-20	2020-21	2021-22
Fire Chief	1	1	1
Assistant Fire Chief	1	1	1
Fire Marshal	1	1	1
Battalion Chief	5	5	5
Captain	9	9	9
Lieutenant	3	3	3
Pump Engineer	12	12	12
Firefighter	30	33	36
Administrative Secretary	1	1	1
<b>Total</b>	<b>63</b>	<b>66</b>	<b>69</b>



# PERSONNEL STATISTICS

Years Served	Number of Employees	Percentage
0-10	40	58%
11-20	22	32%
21-30	6	9%
31+	1	1%



## STATISTICS AT A GLANCE

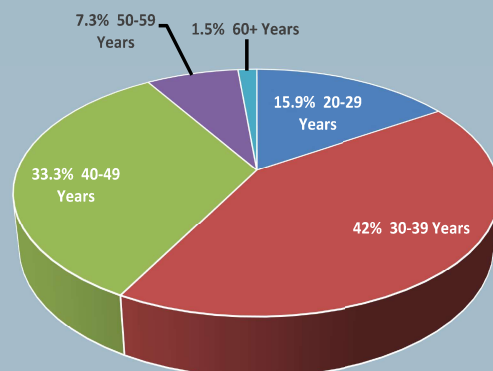
TOTAL EMPLOYEES	69
AVERAGE YEARS OF SERVICE	10
AVERAGE AGE OF EMPLOYEE	38
RETIREMENTS	2
PROMOTIONS	5
NEW EMPLOYEES	6

## 10 YEAR INCREASE IN TOTAL PERSONNEL

FY 2013 - 54 Employees  
FY 2022 - 69 Employees

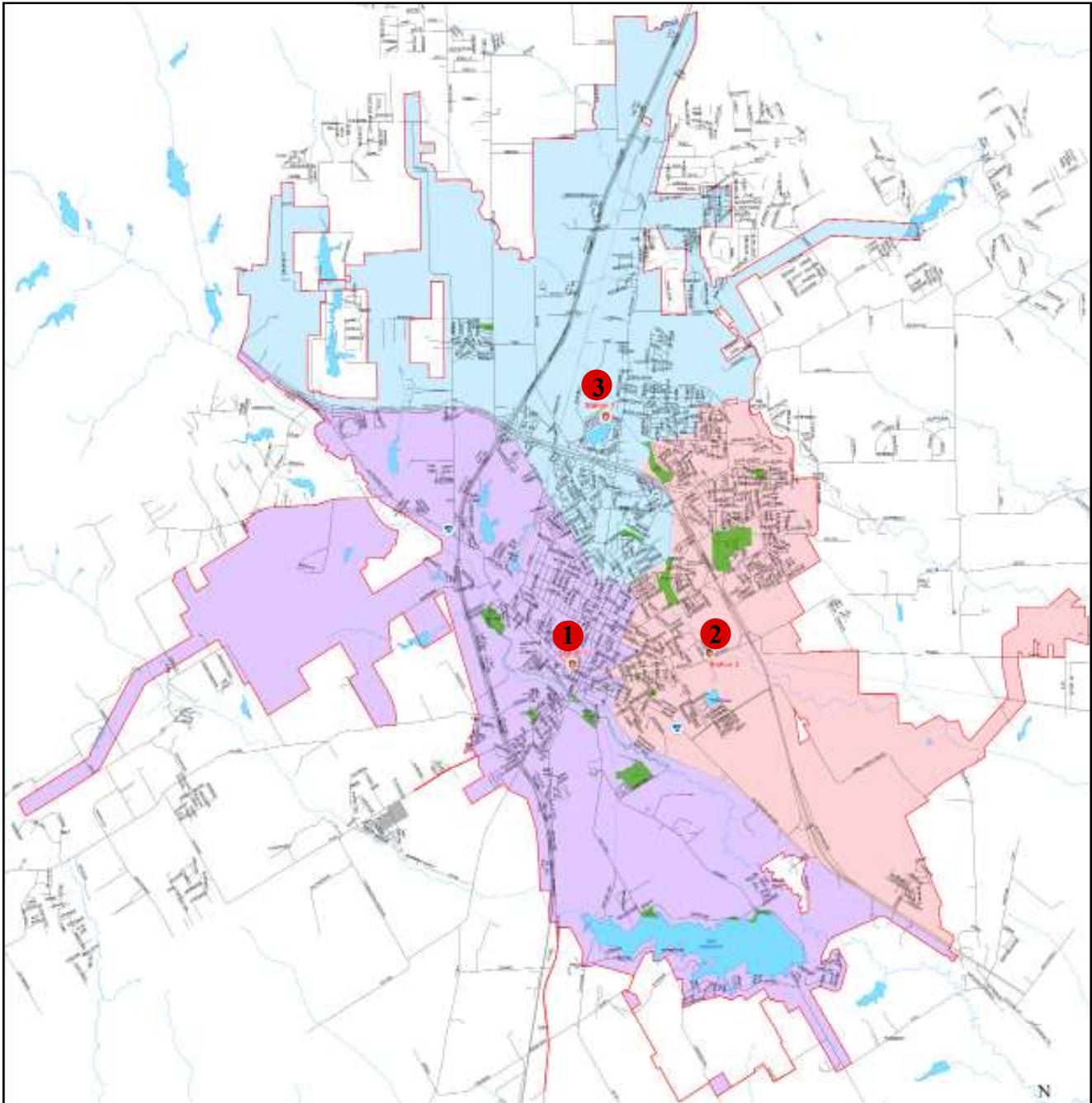


Age	Number of Employees	Percentage
20-29	11	15.9%
30-39	29	42%
40-49	23	33.3%
50-59	5	7.3%
60+	1	1.5%





# FIRE STATION DISTRICTS



## Legend

- |   |                 |   |             |
|---|-----------------|---|-------------|
| ● | Fire Stations   |   | Lakes       |
| ■ | Fire District 1 | ■ | Parks       |
| ■ | Fire District 2 | □ | City Limits |
| ■ | Fire District 3 |   |             |

# FIRE ADMINISTRATION



## **Address**

407 Water Street

## **Year Opened**

1985

## **Apparatus**

800: 2015 Chevy Tahoe

801: 2020 Chevy Tahoe

802: 2017 Chevy Tahoe

803: 2014 Chevy Tahoe

804: 2018 Chevy Tahoe

805: 2012 Chevy Tahoe

## **Assigned Personnel**

Ricky Boyd, Fire Chief

John Rodgers, Fire Marshal (Retired 05/2022)

Brent Fuller, Fire Marshal (Promoted 06/2022)

Marcus Brown, Assistant Fire Chief

Gary Myers, Battalion Chief

Dustin Griffin, Battalion Chief

Kendra Worthy, Administrative Assistant

# FIRE STATION #1



## **Address**

408 W. Main Street

## **Year Opened**

1963

## **Apparatus**

Engine 1: 2018 Pierce Dash CF PUC Engine

XE-1: 2011 Pierce Arrow XT

Booster 1: 2012 Ford F-550

Off-Road 1: 2020 Polaris Ranger XP100

## **Minimum Staffing**

4



# STATION 1 ASSIGNED PERSONNEL



Position	A-Shift	B-Shift	C-Shift
Captain	Fuller	Muetzenberg	Dorsey
Engineer	Nava	Koonsman	Donelson
Firefighter	Mehringer	Gibson	Duwe
Firefighter	Hildreth	Lovette	Petersen
Firefighter	Blank	McLeod	McCluney
Firefighter	Funk		

# FIRE STATION #2



## Address

1601 Cleaver Street

## Year Opened

2012

## Apparatus

Engine 2: 2021 Pierce Dash CF PUC Engine

Battalion 1: 2014 Ford F-350

XE-2: 2007 Pierce Arrow XT

XT-2: 1997 Pierce Arrow 105' Quint

Squad 2: 2017 Chevy Silverado 3500

Boat 2: 2021 GEN3 Connector Boat

SWRT Boats: 2020 Inmar Inflatable Rescue Boat & Raft

SWRT Trailer

Off Road 2: 2005 Cub Cadet

## Minimum Staffing

5

# STATION 2 ASSIGNED PERSONNEL



Position	A-Shift	B-Shift	C-Shift
Battalion Chief	Birdwell	Marrs	Maeker
Captain	Vest	Safford	Townley
Engineer	Eubanks	Rodgers	Martin
Firefighter	Altom	Young	Konick
Firefighter	Molina	Farmer	Wilkes
Firefighter	Adams	Driskell	Morales
Firefighter	Hardin	Garner	Meaney



# FIRE STATION #3



## **Address**

200 YMCA Drive

## **Year Opened**

1986

## **Apparatus**

Engine 3: 2017 Pierce Dash CF PUC Engine

Truck 3: 2014 Pierce 105' Dash CF Aerial

Booster 3: 2007 F-450

## **Minimum Staffing**

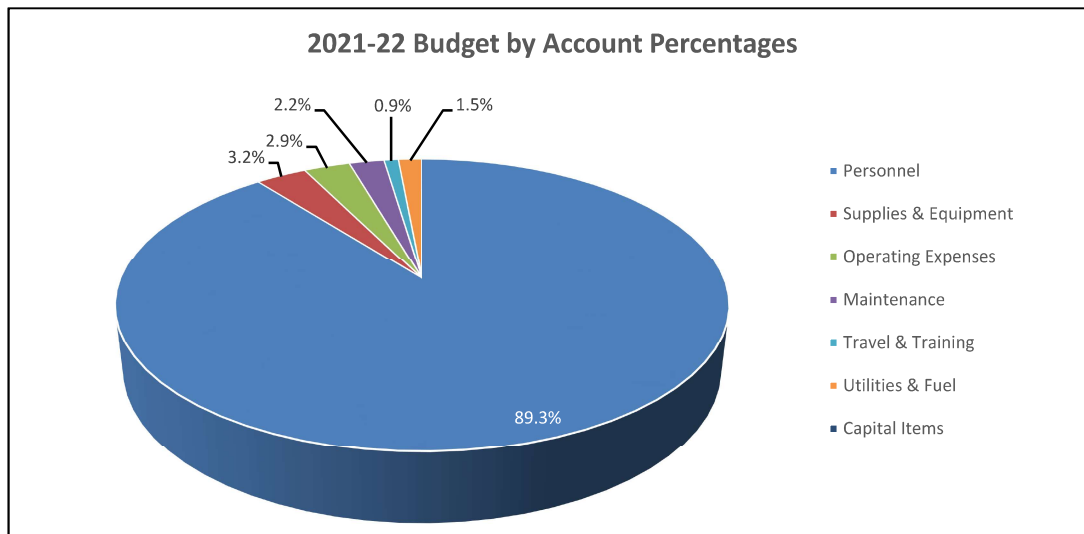
6

# STATION 3 ASSIGNED PERSONNEL

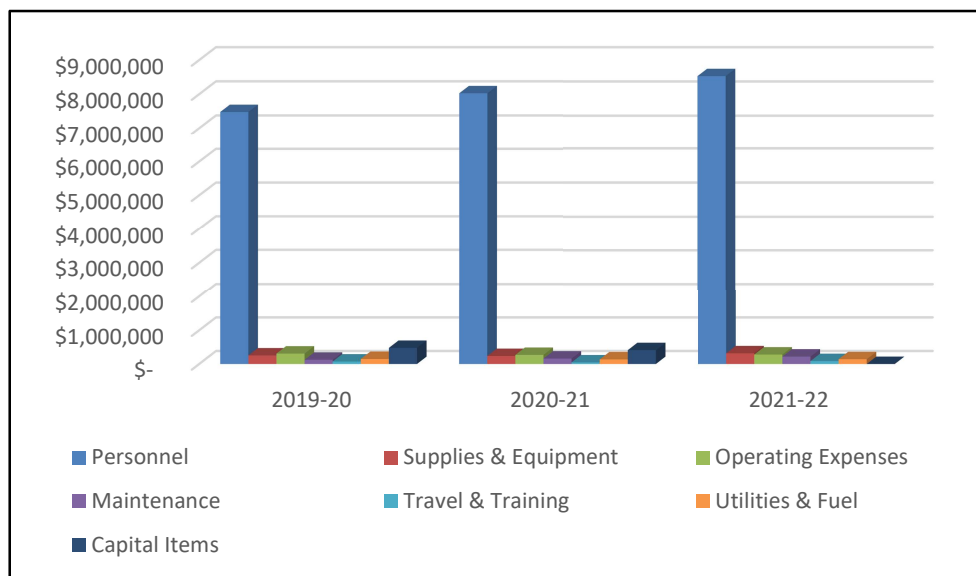


Position	A-Shift	B-Shift	C-Shift
<b>Captain</b>	Banks	Moon	Anderson
<b>Lieutenant</b>	Petty	Dawson	Hernandez
<b>Engineer</b>	Burnette	Emerson	Wilemon
<b>Engineer</b>	Sodek	Richardson	Miller
<b>Firefighter</b>	Seaberry	Wade	Laws
<b>Firefighter</b>	Lindsey	Potter	Macon
<b>Firefighter</b>	Lynn	Aycock	Corder
<b>Firefighter</b>	Maples	Tedder	Hoard
<b>Firefighter</b>	Bradley	Barnett	Armstrong
<b>Firefighter</b>			Robbins

# BUDGET INFORMATION



Budget Category	2019-20		2020-21		2021-22	
	Dollars	%	Dollars	%	Dollars	%
<b>Personnel</b>	7,479,387	84.6	8,028,341	86.7	8,533,390	89.3
<b>Supplies &amp; Equipment</b>	248,000	2.8	231,750	2.5	310,500	3.2
<b>Operating Expenses</b>	302,458	3.4	263,492	2.8	274,619	2.9
<b>Maintenance</b>	123,250	1.4	158,200	1.7	216,000	2.2
<b>Travel &amp; Training</b>	71,845	0.8	46,875	0.5	85,500	0.9
<b>Utilities &amp; Fuel</b>	146,810	1.7	134,250	1.5	139,167	1.5
<b>Capital Items</b>	467,000	5.3	402,250	4.3	-	-
<b>Total</b>	8,838,750		9,265,158		9,559,176	

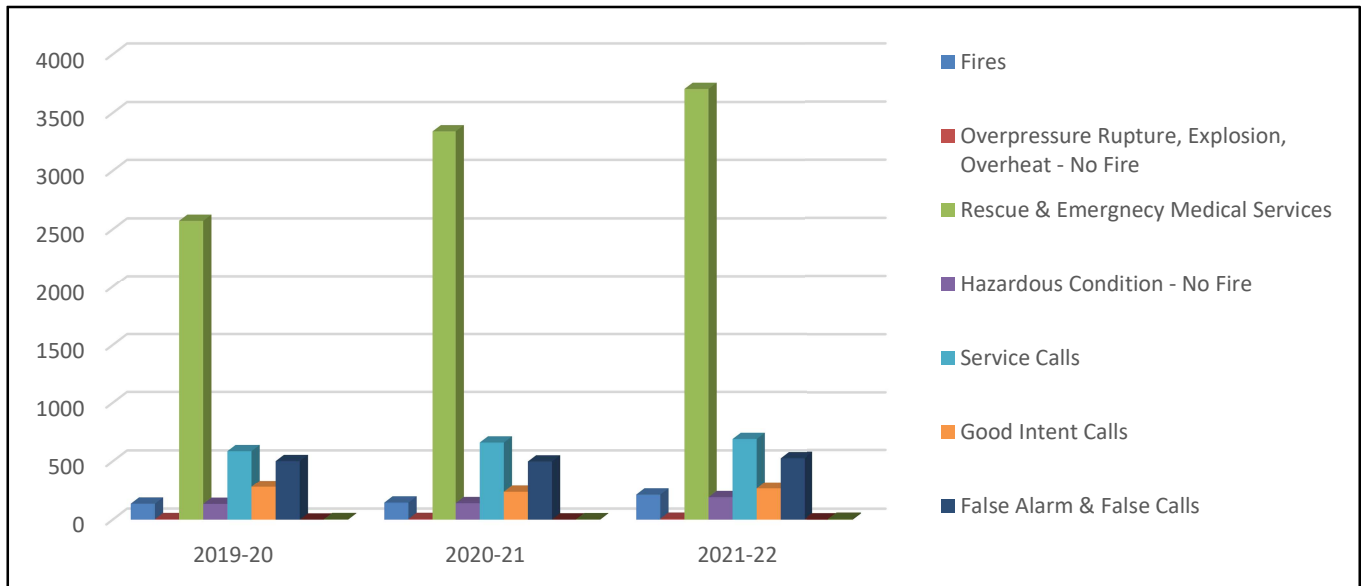




# OPERATIONS DIVISION STATISTICS

## 3 Year Comparison of Incidents by Type

Type of Incident	2019-20	2020-21	2021-22
Fires	135	144	212
Overpressure Rupture, Explosion, Overheat - No Fire	4	5	7
Rescue & Emergency Medical Services	2,573	3,343	3,705
Hazardous Condition - No Fire	133	139	190
Service Calls	587	661	691
Good Intent Calls	279	236	265
False Alarm & False Calls	502	499	526
Severe Weather & Natural Disasters	0	1	3
Special Incidents	4	3	8
<b>Total All Incidents</b>	<b>4,217</b>	<b>5,031</b>	<b>5,607</b>



## 10 Year Incident Growth

FY 2013- 3,516 Incidents  
FY 2022- 5,607 Incidents

**59.5%** ↑

## 10 Year Motor Vehicle Accident Growth

FY 2013 - 252 Accidents  
FY 2022 - 392 Accidents

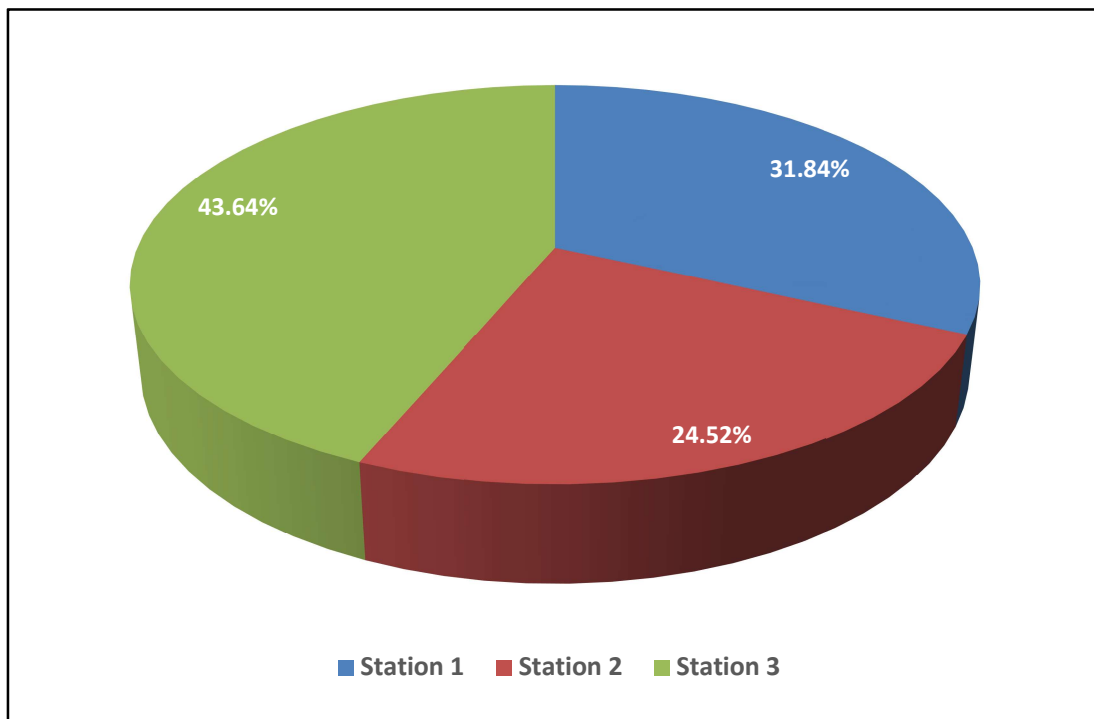
**55.6%** ↑

# OPERATIONS DIVISION

## STATISTICS

### 2021-22 Total Incidents by Station and Month

Month	Station 1	Station 2	Station 3	Monthly Total
October	160	86	211	457
November	122	85	206	413
December	148	124	212	484
January	149	149	221	519
February	130	119	198	447
March	148	119	204	471
April	158	107	188	453
May	139	101	193	433
June	148	113	210	471
July	158	146	232	536
August	164	116	171	451
September	161	110	201	472
Station Total	1,785	1,375	2,438	5,607

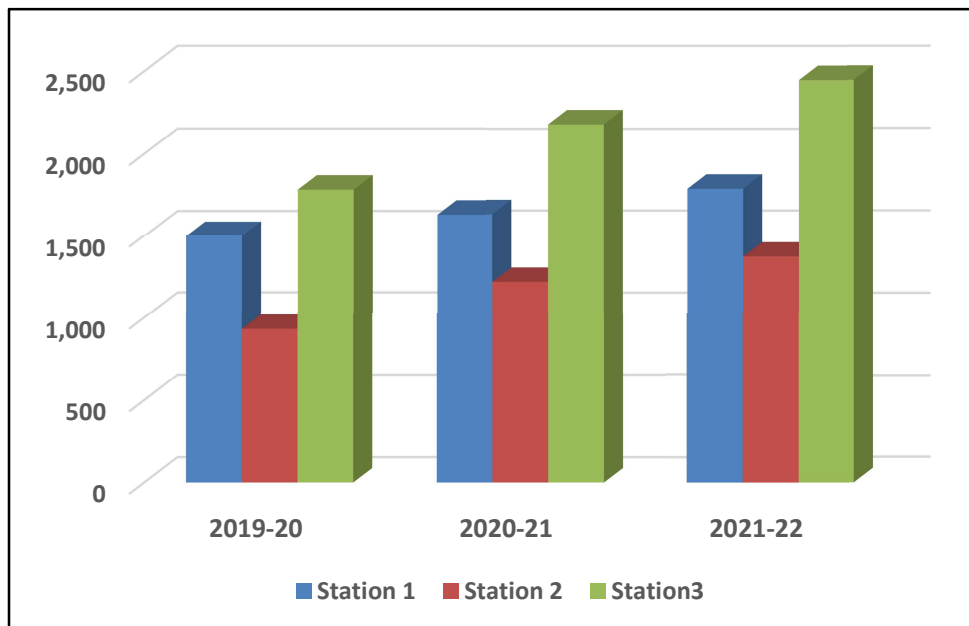


# OPERATIONS DIVISION

## STATISTICS

### 3 Year Comparison of Total Incidents per Station

Station	2019-20	2020-21	2021-22
Station 1	1,501	1,631	1,785
Station 2	931	1,220	1,375
Station 3	1,783	2,180	2,447
Total Incidents	<b>4,215</b>	<b>5,031</b>	<b>5,607</b>



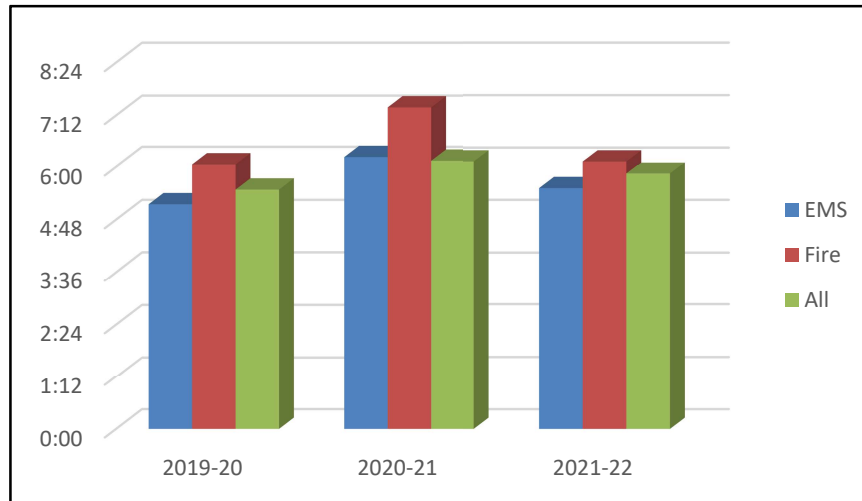


# OPERATIONS DIVISION

## STATISTICS

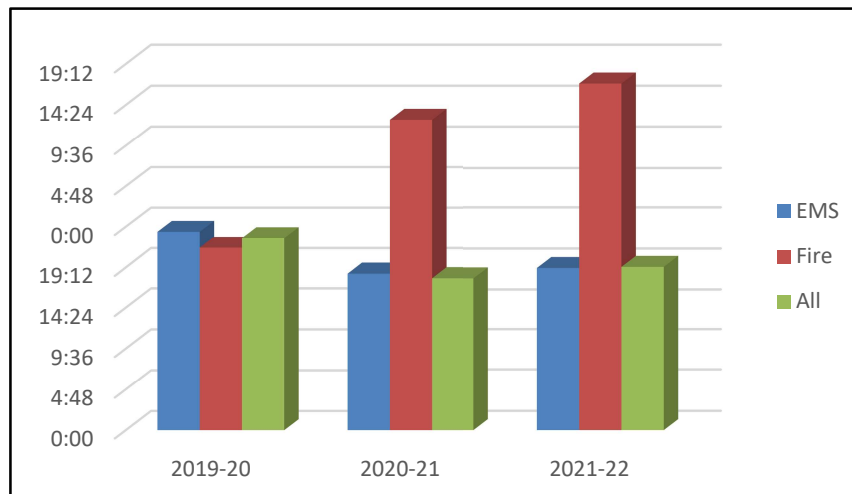
### 3 Year Comparison of Average Response Times

Incident Type	2019-20	2020-21	2021-22
EMS	5:09	6:13	5:31
Fire	6:03	7:23	6:08
All	5:29	6:08	5:51



### 3 Year Comparison of Average Time on Scene

Incident Type	2019-20	2020-21	2021-22
EMS	23:24	18:29	19:10
Fire	21:30	36:40	40:55
All	22:39	17:57	19:18



# OPERATIONS DIVISION

## STATISTICS

### 3 Year Comparison of Incidents by Time of Day

Hour	2019-20	2020-21	2021-22
0000-0059	99	126	132
0100-0159	93	100	98
0200-0259	83	94	95
0300-0359	87	97	102
0400-0459	74	103	94
0500-0559	62	103	96
0600-0659	103	126	159
0700-0759	143	163	188
0800-0859	181	199	229
0900-0959	208	241	264
1000-1059	200	263	301
1100-1159	235	282	332
1200-1259	249	295	302
1300-1359	272	270	338
1400-1459	249	293	357
1500-1559	240	288	350
1600-1659	281	342	319
1700-1759	246	299	328
1800-1859	251	317	330
1900-1959	204	391	319
2000-2059	209	237	277
2100-2159	186	197	232
2200-2259	147	181	179
2300-2359	115	140	186

### 2021-22 MOST FREQUENT INCIDENT TIMES

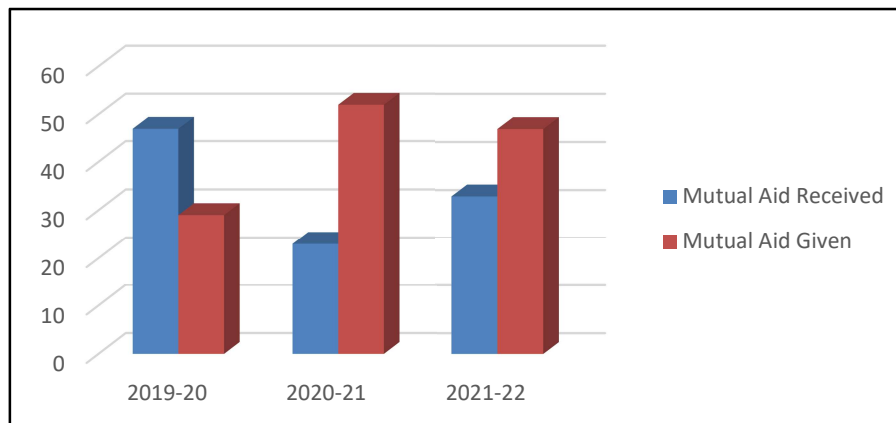
**TIME OF DAY** 1400-1459  
**DAY OF THE WEEK** Wednesday  
**MONTH OF THE YEAR** July

# OPERATIONS DIVISION

## STATISTICS

### 3 Year Comparison of Mutual Aid Received

Entity Giving Aid	2019-20	2020-21	2021-22
DeSoto Fire Dept.	2		
Ennis Fire Dept.	6	4	4
ESD #6	2	1	1
Forreston VFD	1		
Maypearl VFD	1		
Midlothian Fire Dept.	9	6	8
Ovilla Fire-Rescue	6	2	2
Lancaster Fire Dept.	3		
Palmer Fire Dept.	1		
Red Oak Fire-Rescue	16	10	18
<b>Total</b>	<b>47</b>	<b>23</b>	<b>33</b>



### 3 Year Comparison of Mutual Aid Given



Entity Receiving Aid	2019-20	2020-21	2021-22
Ennis Fire Dept.	2	3	4
ESD #6	1	3	12
Forreston VFD		8	
Maypearl			1
Midlothian Fire Dept.	6	12	7
Ovilla Fire-Rescue	2		1
Red Oak Fire-Rescue	18	26	22
<b>Total</b>	<b>29</b>	<b>52</b>	<b>47</b>

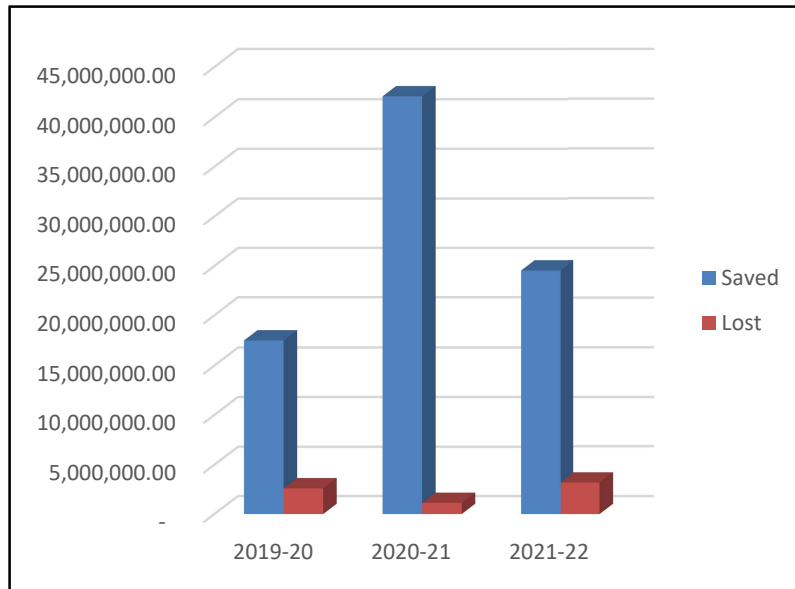


# OPERATIONS DIVISION

## STATISTICS

### 3 Year Comparison of Dollar Value Saved vs. Lost

Category	2019-20		2020-21		2021-22	
Total \$ Value	20,068,250		43,198,592		27,705,392	
	Dollars	%	Dollars	%	Dollars	%
Total Saved	17,500,248	87.20	42,086,767	97.43	24,547,878	88.6
Total Lost	2,568,002	12.80	1,111,825	2.57	3,157,514	11.4



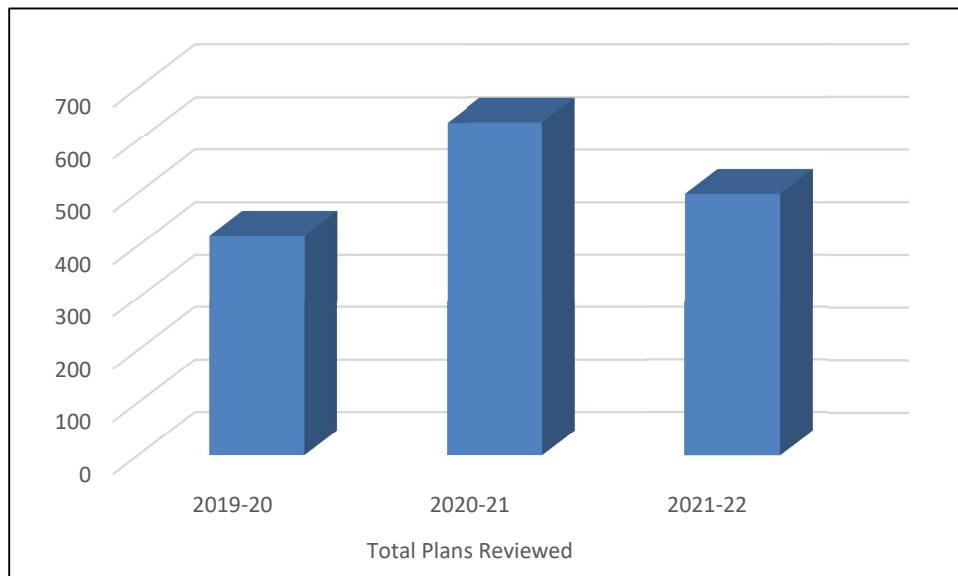

According to FEMA  
40% of businesses  
never reopen after a  
major fire and 25%  
of those that do fail  
within a year.



# PREVENTION DIVISION STATISTICS

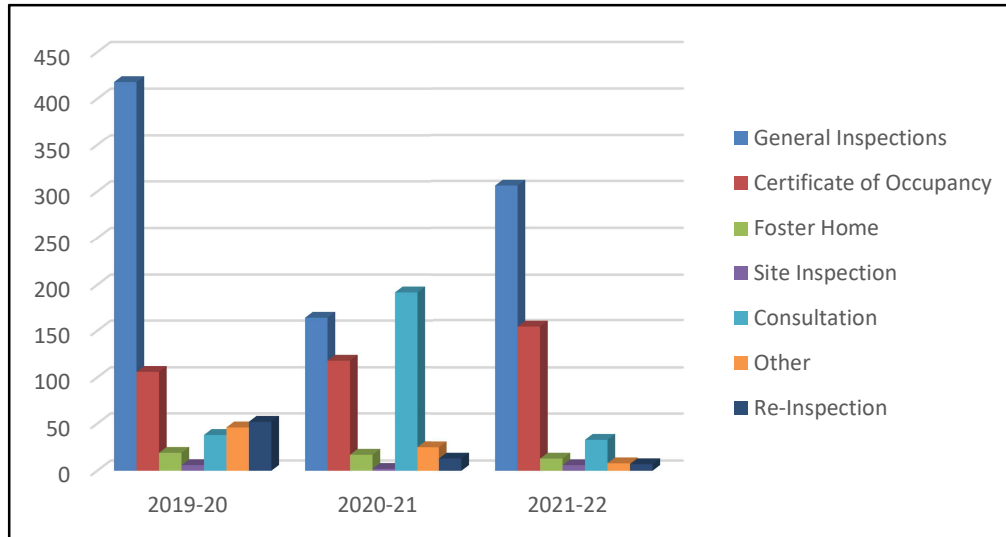
## 3 Year Comparison of Plan Reviews

Plan Type	2019-20	2020-21	2021-22
Construction	161	211	268
Fire Suppression	115	215	69
Plats	115	194	106
Other	28	14	55
<b>Total</b>	<b>419</b>	<b>634</b>	<b>498</b>

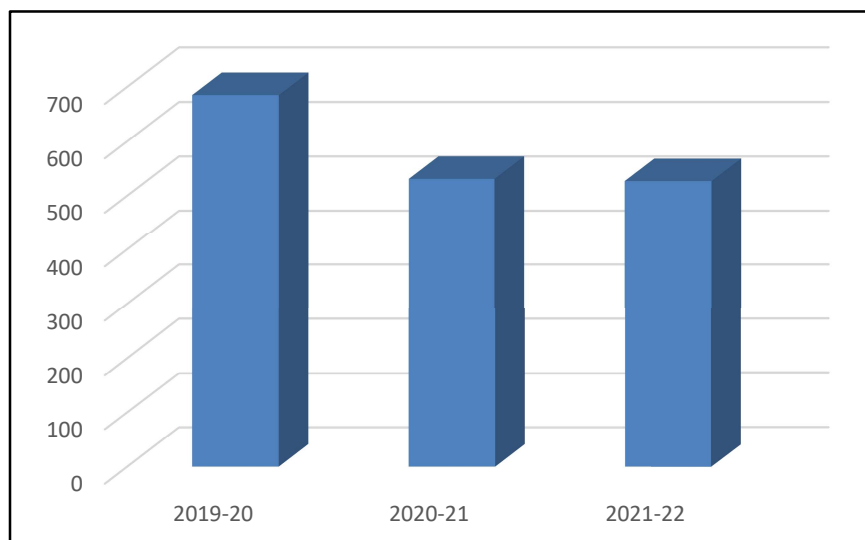


# PREVENTION DIVISION STATISTICS

## 3 Year Comparison of Fire Inspections



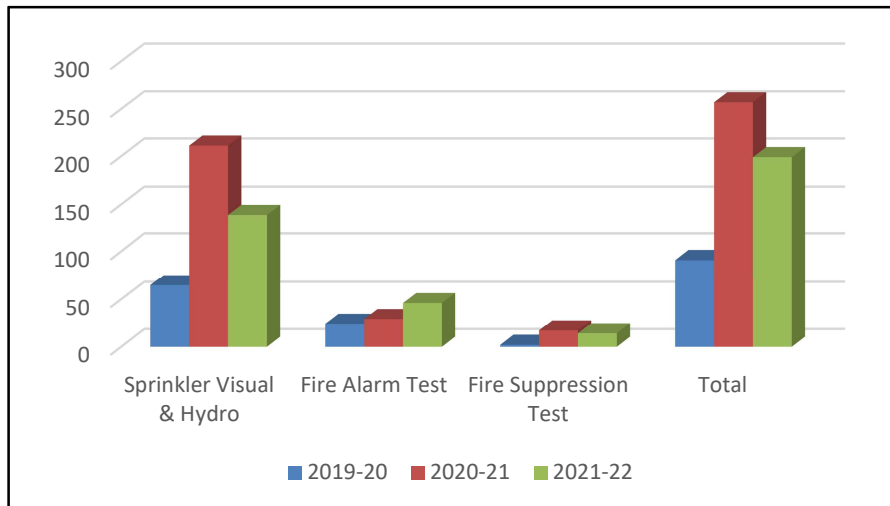
Inspection Type	2019-20	2020-21	2021-22
General Inspections	418	164	306
Certificate of Occupancy	106	118	154
Foster Home	19	17	13
Site Inspection	6	2	6
Consultation	38	192	33
Other	46	25	8
Re-Inspection	52	13	7
<b>Total</b>	<b>685</b>	<b>531</b>	<b>527</b>



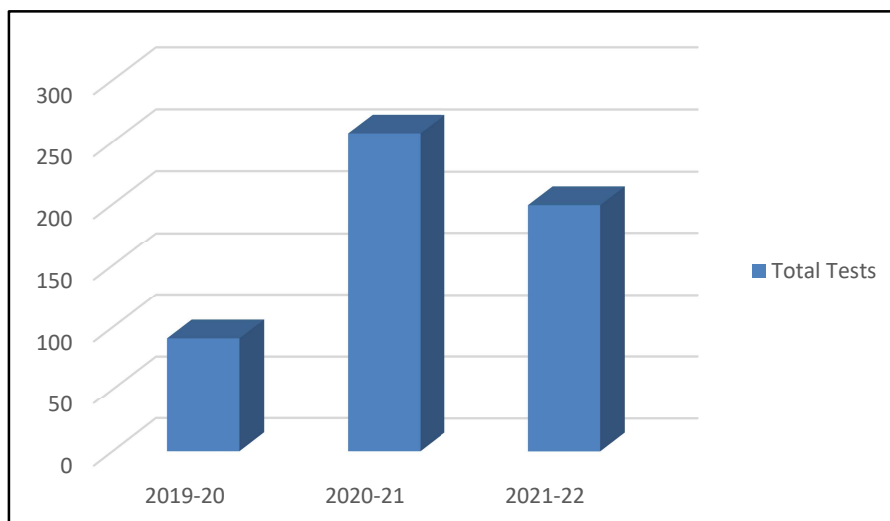


# PREVENTION DIVISION STATISTICS

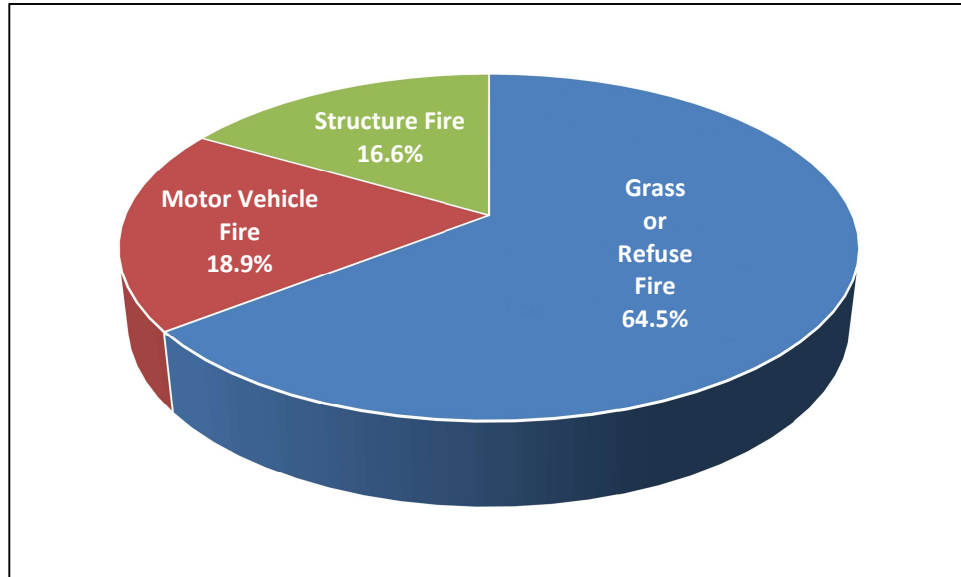
## 3 Year Comparison of Alarm & Fire Suppression System Tests



Test Type	2019-20	2020-21	2021-22
Sprinkler Visual & Hydro	65	211	139
Fire Alarm Test	24	29	46
Fire Suppression Test	2	17	14
Total	91	257	199



# FIRE INCIDENTS & INVESTIGATIONS



## 10 Year Average Fire Incident Response Time Comparison

FY 2013 - 06:14  
FY 2022 - 06:08

## 10 Year Fire Incident Comparison

FY 2013 - 228 Incidents  
FY 2022 - 190 Incidents

16.7% ↓

## Fire Investigations For FY 2022

11

# FIRE INCIDENTS

---



**December 13, 2021  
107 Alamo Ct.**

**January 21, 2022  
1406 E. Marvin Ave.**





# FIRE INCIDENTS



**March 28, 2022**  
**Golf Course**

**May 21, 2022**  
**810 Amherst Dr.**



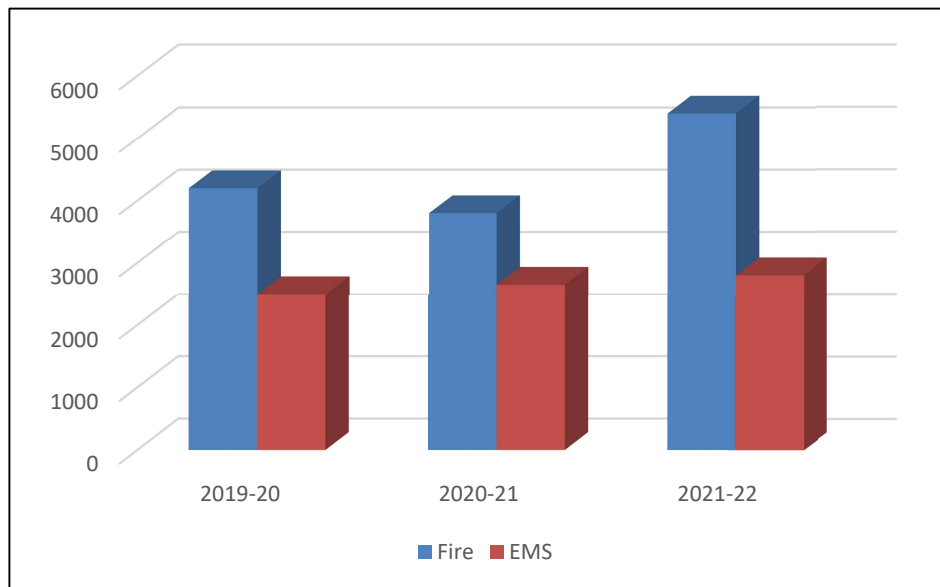
**July 13, 2022**  
**3450 I-35, Lot 44**



# TRAINING

## 3 Year Comparison of Training Hours Accomplished

2019-20		2020-21		2021-22	
Fire	EMS	Fire	EMS	Fire	EMS
4,002	2,360	3,672	2,448	5,262	2,680



## 2021-22 Quarterly Training Highlights

### October-December

Live Burns with New Hires  
Department Wide Swift Water

### April-June

USAR Boat Operator  
BS&W MRI Safety Training

### January-March

Blue Card Training

### July-September

Mayday Training  
Live Burns

# TRAINING

## Swift Water Rescue



## Dive Team



# CERTIFICATIONS

## Certifications Obtained FY 2022

Arson Investigator I - 1  
Driver Operator-Pumper - 3  
Driver Operator - Aerial - 1  
Instructor I - 1  
Fire Officer II - 1  
Incident Commander - 12  
Incident Safety Officer - 2  
Intermediate Firefighter - 2

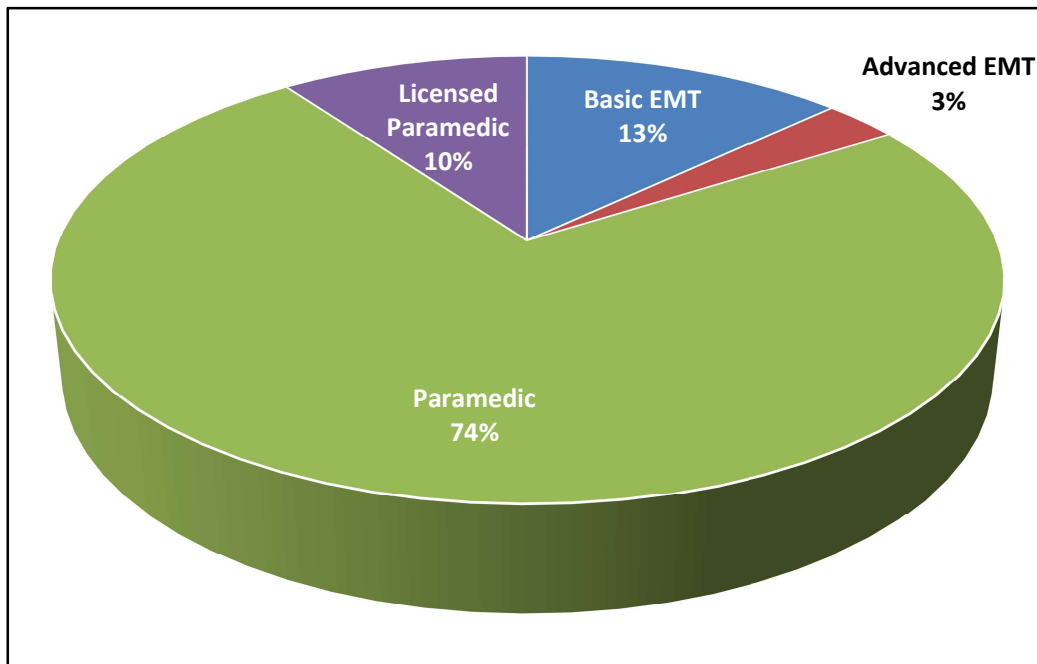
## Department Certifications To Date

Aircraft Rescue Fire Fighting I - 2	Fire Investigator I - 2
Aircraft Rescue Fire Fighting III - 1	Fire Investigator II - 1
Arson Investigator I - 2	Fire Investigator IV - 2
Arson Investigator IV - 1	Incident Commander - 12
Driver Operator - Aerial - 3	Incident Safety Officer - 22
Driver Operator - Pumper - 56	Fire Officer I - 14
Head of Department Suppression - 2	Fire Officer II - 19
Hazardous Materials Technician - 3	Fire Officer IV - 1
Fire Inspector I - 2	Plan Examiner - 4
Fire Inspector III - 3	Basic Firefighter - 10
Fire Inspector IV - 3	Intermediate Firefighter - 16
Instructor I - 30	Advanced Firefighter - 33
Instructor II - 7	Master Firefighter - 7
Instructor III - 1	Wildland Firefighter - 15
Instructor IV - 1	

# CERTIFICATIONS

## WFR Personnel EMT/Paramedic Certification

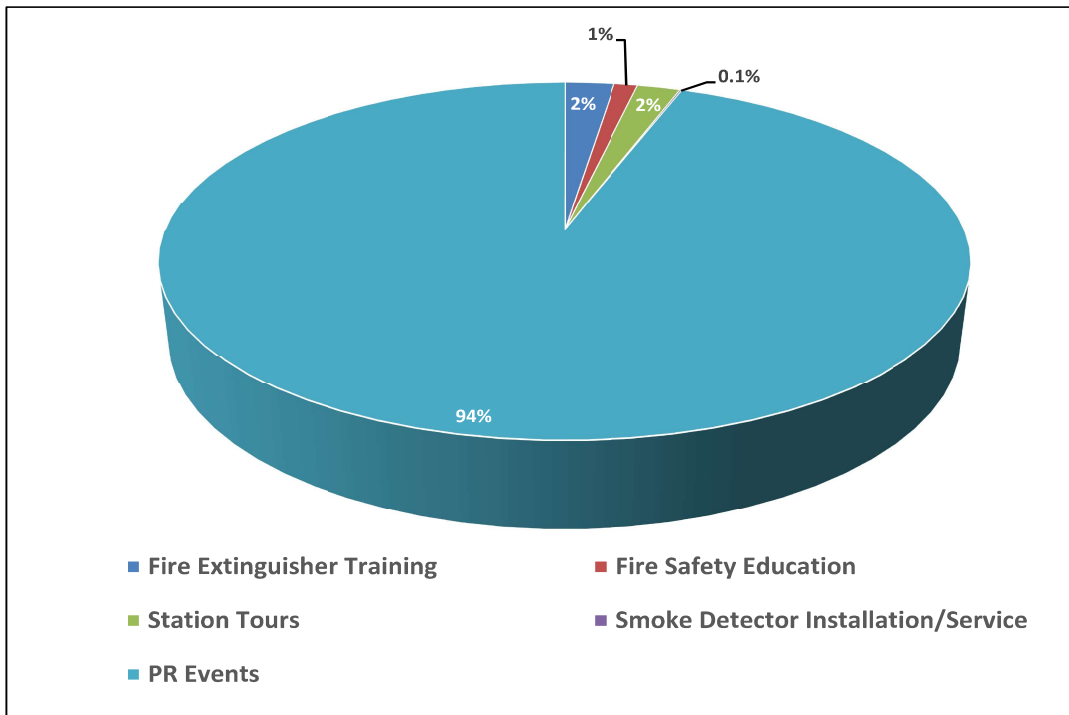
Certification	Number of Personnel	Overall Percentage
Basic EMT	9	13%
Advanced EMT	2	3%
Paramedic	50	74%
Licensed Paramedic	7	10%





# COMMUNITY INVOLVEMENT

2021-22		
Type	Quantity	Attendance
Fire Extinguisher Training	1	500
Station Tours	5	434
Smoke Detector Installation / Service	12	21
Fire Safety Education	2	237
PR Events	38	20,044
<b>Total</b>	<b>58</b>	<b>21,236</b>



**21,236**

Waxahachie youth  
reached through  
children's programs



# COMMUNITY INVOLVEMENT



## Toys for Kids

## Over \$6,500 Raised in the Jon Wilson Bike Ride



## Pics with Pups



# COMMUNITY INVOLVEMENT



# It's your Fire Department....



# ....come see us sometime!





**407 Water Street  
Waxahachie, TX 75165  
(469) 309-4200**

**Follow us:**

