

BOARD OF SUPERVISORS AMENDED AGENDA

Meetings are located at:
Yuba County Government Center
Board Chambers, 915 Eighth Street
Marysville, California



Agenda materials are available at the Yuba County Government Center, 915 8th Street, Marysville and www.co.yuba.ca.us. Any disclosable public record related to an open session item and distributed to all or a majority of the Board less than 72 hours prior to the meeting is available for public inspection at Suite 109 of the Government Center during normal business hours.

MAY 24, 2016

8:30 A.M. YUBA COUNTY WATER AGENCY

9:30 A.M. YUBA COUNTY BOARD OF SUPERVISORS - Welcome to the Yuba County Board of Supervisors meeting. As a courtesy to others, please turn off cell phones, pagers, or other electronic devices, which might disrupt the meeting. All items on the agenda other than Correspondence and Board and Staff Members Reports are considered items for which the Board may take action. The public will be given opportunity to comment on action items on the agenda when the item is heard and comments shall be limited to three minutes per individual or group.

- I. **PLEDGE OF ALLEGIANCE** - Led by Supervisor Griego
- II. **ROLL CALL** - Supervisors Vasquez, Nicoletti, Griego, Abe, Fletcher
- III. **CONSENT AGENDA:** All matters listed under the Consent Agenda are considered to be routine and can be enacted in one motion.
 - A. Administrative Services
 1. [\(213-0516\) Approve first amendment to Vanir Construction Management contract authorizing Phase 2 development process for Juvenile Rehabilitation Facility Project and authorize Chair to execute.](#)
 - B. Clerk of the Board of Supervisors
 1. [\(214-0516\) Approve meeting minutes of May 10, 2016.](#)
 - C. Community Development and Services
 1. [\(215-0516\) Approve Joint Powers Agreement with Butte County for Los Verjeles Bridge Project and authorize Chair to execute.](#)
 2. [\(216-0516\) Adopt resolution authorizing Director of Environmental Health to submit Local Area Management Plan \(LAMP\); draft ordinance and LAMP checklist; and draft On-site Wastewater Treatment System Technical Manual. \(Land Use of Public Works Committee recommends approval\)](#)
http://www.waterboards.ca.gov/water_issues/programs/owts/docs/owts_policy.pdf
 - D. Emergency Services
 1. [\(217-0516\) Adopt resolution proclaiming the existence of ongoing local drought emergency in Yuba County pursuant to Government Code 8630.](#)
- IV. **PUBLIC COMMUNICATIONS:** Any person may speak about any subject of concern provided it is within the jurisdiction of the Board of Supervisors and is not already on today's agenda. The total amount of time allotted for receiving such public communication shall be limited to a total of 15 minutes and each individual or group will be limited to no more than three minutes. Prior to this time speakers are requested to fill out a "Request to Speak" card and submit it to the Clerk of the Board of Supervisors. Please note: No Board action can be taken on comments made under this heading.
- V. **COUNTY DEPARTMENTS**
 - A. Sheriff-Coroner/Animal Care Services

1. [\(218-0516\) Adopt resolution authorizing cat adoption fee waiver for period beginning June 1 through June 30, 2016. \(Ten minute estimate\)](#)

VI. **CORRESPONDENCE:** The Board may direct any item of informational correspondence to a department head for appropriate action.

- A. [\(219-0516\) Notice from California Governor's Office of Emergency Services requesting Yuba County be designated a disaster area due to weather related crop losses.](#)
- B. [\(220-0516\) Letter from State Department of Veterans Affairs regarding local benefit payments.](#)

VII. **BOARD AND STAFF MEMBERS' REPORTS:** This time is provided to allow Board and staff members to report on activities or to raise issues for placement on future agendas.

VIII. **CLOSED SESSION**

- A. Personnel pursuant to Government Code §54957.6(a) - Labor Negotiations DSA/MSA/YCPOA/County of Yuba Negotiating Parties: Abel
- B. Pending litigation pursuant to Government Code Section 54956.9(e)(1) - One case

IX. **ADJOURN**

In compliance with the Americans with Disabilities Act, the meeting room is wheelchair accessible and disabled parking is available. If you have a disability and need disability-related modifications or accommodations to participate in this meeting, please contact the Clerk of the Board's office at (530) 749-7510 or (530) 749-7353 (fax). Requests must be made two full business days before the start of the meeting. To place an item on the agenda, contact the office of the Clerk of the Board of Supervisors.



213-0516

Administrative Services Memorandum

To: Board of Supervisors
CC: Robert Bendorf, County Administrator
From: Doug McCoy, Director, Administrative Services *DM*
Date: May 24, 2016
Re: Vanir Construction Management Phase 2 – Juvenile Facility Project

Recommendation

The Board approves an amendment to the Vanir Construction Management contract for the Juvenile Rehabilitation Facility project authorizing the Phase 2 work of this contract.

Background

On November 8, 2015 your Board authorized a contract with Vanir Construction Management for their services managing the Juvenile Rehabilitation Facility project. The contract detailed both Phase 1 and Phase 2 work but only authorized the Phase 1 work which was focused on our application and stewarding the process through to the 'approval to proceed' from the State. Our intent was for future work to be brought to your Board for approval as the project reached this approval point.

Discussion

The existing Phase 1 scope of the project agreement with Vanir for construction / project management was to get the project to the point of 'project establishment' by the State Public Works Board. This milestone has been achieved in mid-April.

The Phase 2 scope will approve Vanir to continue to support the project through the criteria development process to get us to the award of a design build contract to begin construction. Total value of this work will be \$618,326. This cost will be shared by the three Counties.

Committee Action

Due to the project timeline, this item has been brought directly to your Board for consideration.

Fiscal Impact

The total cost of this Phase 2 work is \$618,326. The anticipated cost to be incurred yet this fiscal year is \$300,000. It will be funded from Funds 366 and from reimbursed funds for the shares from Sutter and Colusa Counties. The remaining funds are budgeted in the subsequent fiscal year.

THIS PAGE INTENTIONALLY LEFT BLANK

**PROFESSIONAL SERVICES AGREEMENT
VANIR CONSTRUCTION MANAGEMENT SERVICES**

AMENDMENT # 1

This is the first amendment to the agreement, dated July 8, 2014, for Construction Management Services between the County of Yuba (COUNTY) and Vanir Construction Management, Inc. (CONTRACTOR).

Pursuant to Operative Provision "Construction Manager's Basic Services," of the basic agreement, the following changes are hereby made:

- (1) CM Basic Services. The scope of work shall be expanded to include the second phase of work including items from 3.2 Additional Services through to 3.3.4.9 Recommend Award
- (2) Payment. Increase contract value an additional \$618,326 (per the attached quote).

All other terms and conditions remain unchanged.

In witness thereof, the parties hereto have executed this Amendment # 1 to the Agreement on
_____ 2016.

"COUNTY"
County of Yuba

"CONTRACTOR"
Vanir Construction Management, Inc.

Roger Abe,
Chair, Board of Supervisors

Name,
Title

APPROVED AS TO FORM
ANGIL P. MORRIS-JONES

COUNTY COUNSEL

BY: 

THIS PAGE INTENTIONALLY LEFT BLANK

The County of Yuba

B O A R D O F S U P E R V I S O R S

MAY 10, 2016



The Honorable Board of Supervisors of the County of Yuba met on the above date, commencing at 9:49 a.m., within the Government Center, Marysville, California, with a quorum being present as follows: Supervisors Andy Vasquez, John Nicoletti, Mary Jane Griego, Roger Abe, and Randy Fletcher. Also present were County Administrator Robert Bendorf, County Counsel Angil Morris-Jones, and Deputy Clerk of the Board of Supervisors Rachel Ferris. Chairman Abe presided.

I. PLEDGE OF ALLEGIANCE - Led by Supervisor Vasquez

II. ROLL CALL - Supervisors Vasquez, Nicoletti, Griego, Abe, Fletcher – Supervisor Fletcher Absent

County Counsel Angil Morris-Jones requested a closed session item be added as a matter of business that arose after the agenda was posted as item XI. D. Pending litigation – One Case.

MOTION: Move to add to closed session

MOVED: John Nicoletti SECOND: Mary Jane Griego

AYES: John Nicoletti, Mary Jane Griego, Andrew Vasquez, Roger Abe

NOES: None ABSENT: Randy Fletcher ABSTAIN: None

III. CONSENT AGENDA: All matters listed under the Consent Agenda are considered to be routine and can be enacted in one motion.

MOTION: Move to approve Consent Agenda

MOVED: Andrew Vasquez SECOND: John Nicoletti

AYES: John Nicoletti, Andrew Vasquez, Roger Abe, Mary Jane Griego

NOES: None ABSENT: Randy Fletcher ABSTAIN: None

A. Auditor-Controller

1. (177-0516) Approve three year contract with MGT of America to prepare the Cost Allocation Plan and Mandated Cost services and authorize Chair to execute. Approved.

B. Board of Supervisors

1. (178-0516) Appoint Lesley C. Clarkson to Historic Resources Commission as District Three Representative with a four year term to end May 10, 2020. Approved.

C. Clerk of the Board of Supervisors

1. (179-0516) Appoint Dennis R. McLeod to Historic Resources Commission as a At-Large member with a term to end May 10, 2020. Approved.
2. (180-0516) Appoint Ms. Rebecca Dusck-Pendergraph to Wheatland Cemetery District as Director with a four term to end May 10, 2020. Approved.

3. (181-0516) Re-appoint Mr. Patrick D. Osborne to Plumas Lake Specific Plan Design Review Committee as a Resident Representative with a term ending May 10, 2017. Approved.
4. (182-0516) Re-appoint Mr. Donald Rae to Plumas Lake Specific Plan Design Review Committee as a Resident Representative with a term ending May 10, 2017. Approved.
5. (183-0516) Approve meeting minutes of April 12, 19, and 26, 2016. Approved as written.

D. Community Development and Services

1. (184-0516) Adopt resolution confirming the diagram and assessments within Gledhill Landscaping and Lighting District for Fiscal Year 2016/2017. Adopted Resolution No. 2016-32, which is on file in Yuba County Resolution Book No. 47.
2. (185-0516) Adopt resolution determining and imposing assessments within Linda Street Lighting Maintenance District for Fiscal Year 2016/2017. Adopted Resolution No. 2016-33, which is on file in Yuba County Resolution Book No. 47.
3. (186-0516) Adopt resolution authorizing Director of Environmental Health to apply, enter and sign an agreement or amendments for grant funding to support solid waste permitting, inspections and enforcement for Fiscal Years 2016/2017 – 2020/2021. Adopted Resolution No. 2016-34, which is on file in Yuba County Resolution Book No. 47.
4. (187-0516) Adopt resolution authorizing Director of Environmental Health to submit regional application on behalf of Yuba County and designated participating jurisdictions to Department of Resources Recycling and Recovery to implement Beverage Container Recycling programs and to execute all necessary documents upon review and approval of Counsel. Adopted Resolution No. 2016-35, which is on file in Yuba County Resolution Book No. 47.

E. Health and Human Services

1. (188-0516) Adopt resolution authorizing Chair to execute agreements with Yuba County Office of Education for CalWorks general education diploma courses and any amendments or pertinent documents thereto for period of July 1, 2016 through June 30, 2018 upon review and approval of Counsel. Adopted Resolution No. 2016-36, which is on file in Yuba County Resolution Book No. 47.
2. (189-0516) Adopt resolution approving agreements with Yuba County Office of Education for CalWorks program employment services and assessments for a period of July 1, 2016 through June 30, 2018, upon review and approval of Counsel. Adopted Resolution No. 2016-37, which is on file in Yuba County Resolution Book No. 47.
3. (190-0516) Authorize Request for Proposal for Detoxification and Residential Substance Use treatment Services. (Human Services Committee recommends approval) Approved.

F. Probation

1. (191-0516) Approve Memorandum of Understanding with Sutter-Yuba Mental Health Services for a three-year term to provide services to non-residents of Sutter and Yuba Counties committed to the Maxine Singer Youth Guidance Center and authorize Chair to execute. Approved.

G. Sheriff-Coroner

1. (192-0516) Authorize removal of two jet skis and trailer purchased with grant funds from Capital Assets and return to Department of Parks and Recreation, Division of Boating and Waterways. Approved.

- IV. CLOSED SESSION The Board retired into closed session at 9:55 a.m. and returned at 10:39 a.m. with all present as indicated above. There was no report.
- A. Personnel pursuant to Government Code 54957.6(a) – Labor Negotiations DSA/MSA/YCPOA/County of Yuba Negotiating Parties: Abel
- V. SPECIAL PRESENTATION
- A. (193-0516) Present proclamation to Rideout Health declaring May 6 - 12 2016 National Nurses Week. (Five minute estimate) Chairman Abe presented proclamation to Ms. Jennifer Groblebe, Ms. Christy Graves and Ms. Christine Gilmore and Ms. Christy Graves.
- VI. PUBLIC COMMUNICATIONS: None.
- VII. COUNTY DEPARTMENTS
- H. Auditor-Controller
1. (194-0516) Authorize release of request for proposals for an upgraded payroll and timekeeping system. (Ten minutes estimate) Auditor-Controller Rich Eberle recapped request, associated costs, and responded to Board inquiries.
- MOTION: Move to approve
 MOVED: Mary Jane Griego SECOND: Andy Vasquez
 AYES: Mary Jane Griego, Andy Vasquez, John Nicoletti, Roger Abe
 NOES: None ABSENT: Randy Fletcher ABSTAIN: None
- VIII. ORDINANCES AND PUBLIC HEARINGS: The clerk read the disclaimer.
- A. (195-0516) Ordinance - Hold public hearing, waive reading, introduce ordinance amending Chapter 3.40.010 and adding Chapter 3.04.043 of Yuba County Ordinance Code adopting amendment to existing contract with the California Public Employees' Retirement System Board of Administration regarding pension cost sharing. (First Reading) (Roll call vote) (Five minute estimate) Chairman Abe opened the public hearing. No one came forward.
- MOTION: Move to close the public hearing, waive reading, and introduce ordinance
 MOVED: John Nicoletti SECOND: Andy Vasquez
 AYES: John Nicoletti, Andy Vasquez, Mary Jane Griego, Roger Abe
 NOES: None ABSENT: Randy Fletcher ABSTAIN: None
- IX. CORRESPONDENCE: The Board may direct any item of informational correspondence to a department head for appropriate action.
- A. (196-0516) Notice from Federal Energy Regulatory Commission in reference to participation in the relicensing process for Camp Far West Hydroelectric Project. Received.
- B. (197-0516) Final Audit Report for District 10 Hallwood Community Services District for two-year period ending June 30, 2013 and 2014. Received.
- C. (198-0516) Letter from Lake Francis California State Grange #745 regarding development of safe and adequate emergency evacuation. Received.

X. BOARD AND STAFF MEMBERS' REPORTS:

Supervisor Griego: SACOG Transportation subcommittee meeting May 5

Supervisor Abe: Meetings attended

- Plumas Lake Town Hall meeting April 26
- Camptonville Biomass Plant April 27
- CPUC meeting regarding Californian Water Services request for rate increase April 27
- South Yuba Rotary Club April 28
- Greater Sacramento Tour May 3
- ACWA Conference May 4 and 5
- Yuba County Water Agency lunch May 6
- Veterans Stand Down Dinner May 7

County Administrator Robert Bendorf:

- Tourism Business Improvement District letter of support
- Homeless initiative business plan
- Salvation Army progressive dinner May 10, at 5:30 p.m.

Legislative Affairs Coordinator Russ Brown: received Board consensus to send letters opposing SB 1170 Storm Water Pollution Prevention Plan and AB 2395 Internet Based Phone Communications

XI. CLOSED SESSION The Board retired into closed session at 11:09 a.m. and returned at 1:30 p.m.

- A. Pending litigation pursuant to Government Code 54956.9(d)(1) – Babcock vs. County of Yuba By 4/0 vote, referred to Porter Scott for defense.
- B. Pending litigation pursuant to Government Code §54956.9(d)(2) – One Case By 4/0 vote, direction and authorization given.
- C. Pending litigation pursuant to Government Code 54956.9(e)(3) – One Application to file Late Claim/Davis By 4/0 vote, direction and authorization given.
- D. Pending litigation pursuant to Government Code §54956.9(e)(1) – One Case By 4/0 vote, denied and rejected application.

Supervisor Fletcher joined the meeting at 1:30 p.m.

XII. ADMINISTRATIVE RECORD APPEAL HEARING OF PLANNING COMMISSION DECISION

- A. (199-0516) Record appeal of Planning Commission approval of Dollar General Design application No. DRC 2016-002. Receive record and take action as appropriate. (90 minute estimate) Planner III Kevin Perkins briefly recapped Planning Commission review of architectural design features of Dollar General, purpose of record appeal hearing before the Board, and responded to Board inquiries.

Supervisor Griego joined the meeting at 1:34 p.m.

Mr. Raj Chima, Counsel for appellant, recapped grounds of appeal including lack of CEQA review, water, drainage, and traffic and circulation reviews which should have been conducted by prior to approval.

County Counsel Angil Morris-Jones recapped the process of approval for the General Plan and the purpose of appeal regarding the design review of the project and responded to inquiries.

Community Development and Services Director Kevin Mallen responded to Board inquiries.

Supervisor Fletcher left the meeting at 1:58 p.m. and rejoined at 2:00 p.m.

Supervisor Abe left the meeting at 2:09 p.m. and returned at 2:12 p.m.

Supervisor Vasquez left at 2:12 p.m. and returned 2:15 p.m.

Following Board inquiries and discussion, the following individuals spoke:

- Mr. Zach Cross - provided petition signatures and report
- Ms. Kathie Thelen
- Mr. James Aaron

Ms. Sabrina Teller, on behalf of Dollar General, rebutted statements of appellant, ministerial review of the project, submitted response, and responded to inquiries.

Mr. Sean Minard, applicant engineer, recapped septic design, detention pond, and responded to Board inquiries.

Mr. Bryan Barry, preferred developer for Dollar General, recapped the desire to meet county requirements and responded to Board inquiries.

MOTION: Motion to uphold Planning Commission decision which is to deny appeal

MOVED: Andy Vasquez SECOND: John Nicoletti

AYES: Andy Vasquez, John Nicoletti, Mary Jane Griego, Roger Abe, Randy Fletcher

NOES: None ABSENT: None ABSTAIN: None

XIII. ADJOURN: 2:49 p.m.

Chair

ATTEST: DONNA STOTTLEMEYER
CLERK OF THE BOARD OF SUPERVISORS

Approved: _____

THIS PAGE INTENTIONALLY LEFT BLANK


The County of Yuba

Community Development & Services Agency

Kevin Mallen, Director

Phone – (530) 749-5430 • Fax – (530) 749-5434
915 8th Street, Suite 123
Marysville, California 95901

www.co.yuba.ca.us



215-ACU
(215-0516) Appro... - 1 of 6

CODE ENFORCEMENT
749-5455 • Fax 749-5464

ENVIRONMENTAL HEALTH • CUPA
749-5450 • Fax 749-5454


PLANNING
749-5470 • Fax 749-5434

PUBLIC WORKS • SURVEYOR
749-5420 • Fax 749-5424

FINANCE AND ADMINISTRATION
749-5430 • Fax 749-5434

May 24, 2016

TO: YUBA COUNTY BOARD OF SUPERVISORS

FROM: MICHAEL G. LEE, DIRECTOR OF PUBLIC WORKS 

SUBJECT: LOS VERJELES ROAD BRIDGE REPLACEMENT JOINT POWERS AGREEMENT (JPA)
BETWEEN YUBA AND BUTTE COUNTIES

RECOMMENDATION:

Approve cost sharing JPA between Yuba County and Butte County for the replacement of Los Verjeles Road Bridge over South Honcut Creek and authorize the Board Chair to sign.

BACKGROUND:

The Los Verjeles Road Bridge crosses over South Honcut Creek at the border of Yuba and Butte Counties. The bridge has been found to be deficient and in need of replacement. The bridge is an important connection between Yuba and Butte and costs have been shared by both counties to maintain the bridge in the past, therefore a JPA will be executed to share the cost of replacement.

DISCUSSION:

With the approval of the JPA by Yuba and Butte Counties, a bridge will be designed to replace the existing structure which will include bridge approaches and retaining walls on Los Verjeles Road at the Yuba/Butte County line. The project is funded through the HBP program with the local match being shared equally between the County of Yuba and the County of Butte.

Cost of the complete new bridge project is estimated to be \$3,151,000. The federal share of the project is 88.53% (\$2,789,600) while the local share is 11.47% (\$361,400) which will be shared equally between Yuba County and Butte County (\$180,700 each).

COMMITTEE ACTION:

The Land Use & Public Works Committee was bypassed as this project is included in the Public Works Budget.

FISCAL IMPACT:

The project is primarily funded with Federal-aid money through the Highway Bridge Program (HBP) with a local match of 11.47% that will be split evenly between Yuba County and Butte County. Yuba County's local match share will be approximately \$180,700 and will come from the Road Fund.

THIS PAGE INTENTIONALLY LEFT BLANK

JOINT POWERS AGREEMENTCOUNTY OF BUTTE
215-0516

BETWEEN THE COUNTY OF YUBA AND THE COUNTY OF BUTTE FOR
THE LOS VERJELES ROAD BRIDGE REPLACEMENT PROJECT AT SOUTH
HONCUT CREEK

RECITALS

WHEREAS, Los Verjeles Road in Yuba County and Butte County crosses South Honcut Creek with South Honcut Creek being the boundary between Butte County ("BUTTE") and Yuba County ("YUBA").

WHEREAS, under the Federal Highway Bridge Replacement Program ("HBP") the Los Verjeles Road Bridge over South Honcut Creek (State Bridge Number 16C-026) has been found deficient in an inventory of bridges made on a statewide basis, and

WHEREAS, in the past BUTTE and YUBA have shared costs from time to time in maintaining the existing bridge, and Los Verjeles Road is an important connection between BUTTE and YUBA counties, and

WHEREAS, YUBA has been selected as lead agency to proceed with the replacement of Los Verjeles road Bridge over South Honcut Creek under the HBP, hereinafter referred to as "the Project", and

WHEREAS, it is intended that the Federal Aid Bridge Replacement Funds will be allocated for financing 88.53% of the Project cost eligible for reimbursement under the HBP Program, and

WHEREAS, the parties hereto agree to jointly bear the cost of the Project, and

WHEREAS, BUTTE and YUBA hereto agree that the Project shall be built by contract to be awarded by YUBA on the basis of competitive bids.

NOW, THEREFORE, for and in consideration of the mutual promises and agreements by and between the parties hereto, the parties hereto agree as follows:

The Project includes removal of the existing structure, construction of a new bridge, retaining walls and construction of new road approaches on both sides of the structure.

Any road work on the Butte County side or on the Yuba County side that is not eligible for reimbursement will be paid 100% of all Project costs by BUTTE or YUBA for all work within their respective jurisdiction. Project costs other than construction contract costs will be determined based on the percentage of the construction contract costs for the applicable non-eligible portion of the work.

Cost of the complete new bridge project is estimated to be \$3,151,000. The federal share of the project is 88.53% (\$2,789,600) while the local share is 11.47% (\$361,400).

A. YUBA shall, in its capacity of lead agency, obtain all necessary approvals from regulatory agencies, perform or cause to be performed the environmental assessment, all work required for right of way certification with the exception of acquisition and all utility relocation costs not eligible for federal reimbursement, preliminary engineering and design, foundation investigation, hydraulic analysis, construction contract administration, construction engineering and inspection, materials testing and surveying for the Project.

Acquisition of real property or easement and all utility relocation costs not eligible for federal reimbursement shall be performed or shall be caused to be performed by the agency under whose jurisdiction the right of way or utility location falls.

B. Yuba shall enter into a County-State Agreement with Caltrans who administers the HBP program for the Federal Government. The County-State Agreement shall include cost sharing of Federal eligible costs at 88.53% of the project costs with YUBA at 11.47%.

C. YUBA will establish horizontal and vertical alignment for the entire project. Alignment in BUTTE will be subject to the review and approval of BUTTE. BUTTE will provide YUBA all available survey information in the possession of BUTTE.

D. YUBA shall provide the Resident Engineer, Project Manager and other staff as required for the Project. BUTTE shall provide the Structure Representative, Office Engineer, Quality Assurance, Topographic Surveying, Construction Staking, Survey Support and other inspection staff as required. If at the time of award BUTTE does not have the capacity to provide the above services YUBA shall perform or cause to be performed said services.

E. YUBA and BUTTE will maintain sufficient records providing an accounting of the Project costs and YUBA's and BUTTE's proportionate share thereof.

F. BUTTE agrees to 50% participation of the local share of all the federally eligible portion of the work. This amount is estimated to be \$180,700.

1. Participation shall include cost of the entire project including environmental assessment, monitoring and mitigation, preliminary engineering and design, foundation investigation, hydraulic analysis, right of way engineering, construction contract administration, construction engineering and inspection, materials testing and surveying.

2. BUTTE shall have the opportunity to review and comment on the bridge type selection, typical sections and alignment, and on the plans and specifications of the thirty five percent (35%), sixty five percent (65%) and ninety five percent (95%) completion stages. Other input during the design and construction of the project shall occur on an as needed basis.

3. BUTTE shall make payment for its share of the Project costs to YUBA as follows:

- a. Upon award of the project construction contract, BUTTE shall be billed for its share of costs for the historical and environmental review, preliminary engineering, design, foundation investigation, right of way engineering and contract preparation through advertisement of the project.
 - b. YUBA shall advertise and receive bids for the project. Both Parties shall have the right to review bids received and, prior to the contract award, both parties shall concur in the recommendation for contract award and shall allocate the necessary funds for their respective share of the Project costs.
 - c. BUTTE shall make periodic progress payments to YUBA for work subsequent to award of the construction contract. These payments shall be based on 50% of the local match for the federal reimbursable portion of the work completed and 100% of the portion of work completed on the BUTTE ineligible portion.
4. YUBA shall make payment to BUTTE for its share of the federally reimbursed Project costs as follows:
- a. To allow YUBA to have complete billing of all preliminary engineering, design, right of way costs and construction engineering related to the federally reimbursable portion of the work BUTTE shall bill YUBA no less than quarterly and no more than monthly for 100% of the cost of all federal reimbursable work performed by BUTTE. YUBA shall make payments to BUTTE for the federally reimbursed portion work completed by BUTTE within 45 days of receiving federal reimbursement.

////

////

////

////

////

- b. Duration of Agreement: The herein agreement shall commence after the Board of Supervisors of both BUTTE and YUBA approve the agreement and shall remain in effect until completion of the project.

PASSED AND ADOPTED as a regular meeting of the Board of Supervisors of the County of Yuba, State of California, on the _____ day of _____, 2016 by the following vote:

AYES:


NOES:

ABSENT:

Chairman

ATTEST: DONNA STOTTLEMEYER
Clerk of the Board of Supervisors

APPROVED AS TO FORM:
YUBA COUNTY COUNSEL



Yuba County Counsel

PASSED AND ADOPTED as a regular meeting of the Board of Supervisors of the County of Butte, State of California, on the _____ day of _____, 2016 by the following vote:

AYES:


NOES:

ABSENT:

Chairman

ATTEST:
Clerk of the Board of Supervisors

APPROVED AS TO FORM:
BUTTE COUNTY COUNSEL



Butte County Counsel

Butte County Public Works

Approved As To Budgetary Appropriation

By:  4/25/16
Public Works Contracts Division Date

The County of Yuba

Environmental Health Department

Tejinder S. Maan Director of Environmental Health

915 8th Street, Suite 123, Marysville, California 95901
Phone: (530) 749-7523 FAX: (530) 749-5454



(216-0516) Adopt... - 1 of 132

216-0516

TO: Board of Supervisors

FROM: Tejinder Maan/ Environmental Health Director *TM*

SUBJECT: Approval of the Resolution to Submit the Local Agency Management Plan (LAMP)

Date: May 24, 2016

Recommendation: Authorize the Chair of the Board of Supervisors to approve a resolution authorizing the Director of Environmental Health to submit the draft LAMP along with the preliminary completeness checklist and other supporting documents to the Central Valley Regional Water Quality Control Board (Central Valley Board) for approval and additionally authorize the Director of Environmental Health to implement the approved LAMP no later than May 13, 2018.

Background: The Porter-Cologne Water Quality Control Act in 1971 resulted in the formation of the California State Water Resources Control Board (SWRCB) and nine Regional Water Quality Control Boards (RWQCB). Under the California Water Code, the RWQCBs are vested with the authority to require individuals or entities to obtain Waste Discharge Requirements (WDRs) from the appropriate RWQCB if such individuals or entities intend to dispose of wastewater that has the potential to pollute waters of the state, both surface water and groundwater. On June 19, 2012, the State Water Resources Control Board adopted Resolution No. 2012-0032, which in part approves the *Water Quality Control Policy for Siting, Design, Operation, and Maintenance of Onsite Wastewater Treatment Systems (OWTS Policy)*. The OWTS Policy establishes statewide, risk-based, tiered approach for the regulation and management of OWTS installations and replacements and sets the level of performance and protection expected from OWTS.

Discussion: The OWTS Policy allows the local enforcement agencies (Local Agencies) to continue to implement a local OWTS program, either under conservative, largely prescriptive low risk Tier 1 standards, or alternative, largely performance-based Tier 2 standards in a Local Agency Management Program (Tier 2 LAMP). A local OWTS program under Tier 1 standards would severely limit the ability of Yuba County to issue permits for new and replacement OWTS in many areas of the

county due to various site constraints and conditions, and Tier 1 standards are required. The OWTS Policy allows Y (216-0516) Adopt... - 2 of 132 standards for new and replacement OWTS as a Tier 2 LAMP to the Central Valley Regional Water Quality Control Board for approval, to provide an alternate method from Tier 1 programs with a water quality assessment program to achieve the same overall level of protection of the water quality and public health. As required by the SWRCB adopted Resolution No. 2012-0032. The Yuba County LAMP must be submitted to the Central Valley Water Board no later than May 13, 2016, and must be implemented prior to May 13, 2018.

Committee: The Public Works and Land Use Committee has recommended the approval of the Resolution on consent agenda.

Fiscal Impact: The monitoring program required for alternative and experimental OWTSs will be implemented by the Environmental Health Department. There is currently a fee for Individual Experimental Systems under Yuba County Fee Ordinance that covers the cost to administer this program. There is no fiscal impact to the general fund.

BEFORE THE BOARD OF SUPERVISORS
OF THE COUNTY OF YUBA

IN RE:

RESOLUTION AUTHORIZING THE COUNTY OF YUBA
TO SUBMIT THE LOCAL AGENCY MANAGEMENT
PLAN (LAMP) TO THE CENTRAL VALLEY REGIONAL
WATER QUALITY CONTROL BOARD

Resolution No. _____

WHEREAS, THE ENACTMENT OF THE Porter-Cologne Water Quality Control Act in 1971 resulted in the formation of the California State Water Resources Control Board (SWRCB) and nine Regional Water Quality Control Boards (RWQCB); and

WHEREAS, under the California Water Code, the RWQCBs are vested with the authority to require individuals or entities to obtain Waste Discharge Requirements (WDRs) from the appropriate RWQCB if such individuals or entities intend to dispose of wastewater that has the potential to pollute waters of the state, both surface water and groundwater; and

WHEREAS, WDRs are designed to ensure that the beneficial uses of waters of the state are not impaired by wastewater discharges; and

WHEREAS, the SWRCB has determined that subsurface discharge of effluent from onsite wastewater treatment systems (OWTS) constitutes a discharge that could affect the quality of waters of the state and are therefore subject to compliance with WDRs; and

WHEREAS, on June 19, 2012, the State Water Resources Control Board (hereafter State Board) adopted Resolution No. 2012-0032, which in part approves the *Water Quality Control Policy for Siting, Design, Operation, and Maintenance of Onsite Wastewater Treatment Systems* (hereafter the OWTS Policy); and

WHEREAS, the OWTS Policy establishes statewide, risk-based, tiered approach for the regulation and management of OWTS installations and replacements and sets the level of performance and protection expected from OWTS; and

WHEREAS, the OWTS Policy allows the local enforcement agencies (hereafter Local Agencies) to continue to implement a local OWTS program, either under conservative, largely prescriptive low risk Tier 1 standards, or alternative, largely performance-based Tier 2 standards in a Local Agency management Program (hereafter Tier 2 LAMP); and

WHEREAS, a local OWTS program under Tier 1 standards would severely limit the ability of Yuba County to issue permits for new and replacement OWTS in many areas of the county due to various site constraints and conditions, and alternate methods from Tier 1 standards are required; and

WHEREAS, the OWTS Policy allows Yuba County to propose standards for new and replacement OWTS as a Tier 2 LAMP to the Central Valley Regional Water Quality Control Board (hereafter Central Valley Water Board) for approval, to provide an alternate method from Tier 1 programs with a water quality assessment program to achieve the same overall level of protection of the water quality and public health; and

WHEREAS, the Yuba County Environmental Health Department (hereafter EHD) prepared a draft Tier 2 LAMP and submitted an informal draft to the Central Valley Water Board staff for initial review; and

WHEREAS, the revised draft Tier 2 LAMP includes a proposed ordinance, a guidance manual, and a LAMP Completeness Checklist with any resolved Central Valley Water Board staff comments; and

WHEREAS, EHD has conducted public outreach efforts, including, requesting and incorporating stakeholder comments, recommendations from the Central Valley Water Board, and published information on the Yuba County website and this LAMP is now ready for review and submission by the Yuba County Board of Supervisors to the Central Valley Water Board; and

WHEREAS, the Yuba County LAMP must be submitted for approval to the Central Valley Water Board; and

WHEREAS, the Yuba County LAMP must be submitted to the Central Valley Water Board no later than May 13, 2016, and must be implemented prior to May 13, 2018.

NOW, THEREFORE, BE IT RESOLVED by the Board of Supervisors of the County of Yuba, that:

1. It approves the submission of the LAMP along with the preliminary completeness checklist and other supporting documents, attached as Exhibit A and incorporated herein by this reference, to the Central Valley Water Board.
2. It agrees to implement the LAMP submission once approval from the Central Valley Water Board is received no later than May 13, 2018.

PASSED AND ADOPTED at a regular meeting of the Board of Supervisors of the County of Yuba, State of California on the _____ day of _____, 2016 by the following vote:

AYES:

NOES:


ABSENT:

ABSTAIN:

Roger Abe, Chairman

ATTEST: DONNA STOTTLEMEYER
CLERK OF THE BOARD OF SUPERVISORS

ANGIL P. MORRIS-JONES
YUBA COUNTY COUNSEL
APPROVED AS TO FORM:



THIS PAGE INTENTIONALLY LEFT BLANK

E. Rapport, Revised 10 Feb 2015
YUBA COUNTY ENVIRONMENTAL HEALTH 201604120
PROPOSED LOCAL CODES IN COMPLIANCE WITH OWTS POLICY

GENERAL REQUIREMENTS FOR LAMPs				
OWTS Policy Section	OWTS Policy Section Summary	Region 5 Comments (These do not replace your review of OWTS Policy. Italics and websites are specific explanations, more detailed than in the Policy.)	Relevant LAMP Section	Legal Authority/ Code Section
3.3	Annual Reporting	For Section 3.3 et seq, describe your program for annual reporting to Central Valley Regional Water Quality Control Board (Central Valley Water Board) staff in a tabular spreadsheet format.	LAMPsec3_3	NA
3.3.1	Complaints	Include numbers and locations of complaints, related investigations, and means of resolution.	LAMPsec9_2_3	NA
3.3.2	OWTS Cleaning	Include applications and registrations issued as part of the local cleaning registration pursuant to California Health and Safety Code §117400 et seq.	LAMPsec3_3_2	
3.3.3	Permits for New and Replacement OWTS	Include numbers and locations of permits for new and replacement OWTS, and their Tiers.	LAMPsec3_3	
3.4	Permanent Records	Describe your program for permanently retaining records, and means of making them available to Central Valley Water Board staff within 10 working days of a written request.	LAMPsec3_4	
3.5	Notifications to Municipal Water Suppliers	Describe your program for notifying public well and water intake owners, and the California Department of Public Health. Notification shall be as soon as practicable, but no later than 72 hours upon discovery of a failing OWTS, as described in Sections 11.1 and 11.2, within setbacks described in Sections 7.5.6 through 7.5.10.	LAMPsec3_5	
9.0	Minimum OWTS Standards	This Section is an introduction; we require no specific LAMP Section citation here.		Not applicable
9.1	Considerations for LAMPs	For Section 9.1 et seq., provide your commitment to evaluate complaints, variances, failures, and inspections in Section 9.3.2 (Water Quality Assessment); and your proposed means of assessment to achieve this Policy's purpose of protecting water quality and human health.		
9.1.1	Degree of vulnerability due to local hydrogeology	<i>Describe your commitment, and proposed means to identify hydrogeologically vulnerable areas for Section 9.3.2, after compiling monitoring data. Discuss appropriate related siting restrictions and design criteria to protect water quality and public health. Qualified professionals ("Definitions," page 9 in the Policy) should identify hydrogeologically vulnerable areas. Such professionals, where appropriate during a Water Quality Assessment, should generally consider locally reasonable percolation rates of least permeable relevant soil horizons, best available evidence of seasonally shallowest groundwater (including, but not limited to, soil mottling and gleying, static water levels of nearby wells and springs, and local drainage patterns), threats to receptors (supply wells and surface water), and potential geotechnical issues (including, but not limited to, potentially adverse dips of bedding, foliations, and fractures in bedrock).</i>	LAMPsec9_1_1	OWTS MAN Ch 4

On-Site Sewage LAMP
April 2016

9.1.2	High quality waters and other environmental conditions requiring enhanced protection	Describe special restrictions to meet water quality and public health goals pursuant to all Federal, State, and local plans and orders. <i>Especially consider appropriate alternatives to those provided in Section 7.8, Allowable Average Density Requirements under Tier 1. See also: State Water Resources Control Board Resolution No. 68-16.</i>	LAMPsec9 1 2	OWTS MAN Ch 2:
9.1.3	Shallow soils requiring non-standard dispersal systems	<i>We interpret "shallow" soils generally to mean thin soils overlying bedrock or highest seasonal groundwater. Dependent on threats to receptors, highest seasonal groundwater can locally include perched and intermittent saturated zones, as well as the shallowest local hydraulically unconfined aquifer unit. See Section 8.1.5 for Minimum Depths to Groundwater under Tier 1. Qualified professionals should make appropriate determinations on the design and construction of non-standard dispersal systems due to shallow soils.</i>	LAMPsec9 1 3	OWTS MAN Ch 8: OWTS MAN Ch9
9.1.4	High domestic well usage areas	<i>Our key potential concerns are nitrate and pathogen transport toward receptor wells, especially in areas with existing OWTS already prone to soft failures (OWTS failures not evident at grade). Appropriate qualified professionals should consider reasonable pollutant flow paths toward domestic wells, at minimum based on; publically available nitrate concentrations in local wells, published technical literature on local wastewater and non-wastewater nitrate sources, well constructions, pumping demands, and vulnerability of wells due to local hydrogeology. For pathogens, qualified professionals should ensure that field methods are sufficient to mitigate the potential for false positives.</i>	LAMPsec9 1 4	NA
9.1.5	Fractured bedrock	<i>Where warranted, appropriate qualified professionals should assess permeability trends of water-bearing fractures, and related potential pathways of effluent toward receptors, including but not limited to, domestic wells and surface water. The professionals should also consider potential geotechnical issues. We suggest consideration of fractured bedrock in concert with percolation rates of overlying soils; either very high or low percolation rates might warrant siting restrictions or non-standard dispersal systems. See also State Water Resources Control Board Order WQ 2014-0153-DWQ, Attachment 1, page 1-3, Item A-3.</i>	LAMPsec9 1 5	OWTS MAN Ch 9
9.1.6	Poorly drained soils	<i>Appropriate qualified professionals should give criteria for determination of representative percolation rates, including but not limited to, general site evaluation, trench logging, pre-soak and measurement methods of percolation tests, and acceptable alternatives for percolation tests.</i>	LAMPsec9 1 6	OWTS MAN Ch 9
9.1.7	Vulnerable surface water	<i>Our key potential concern is eutrophication of fresh surface water. While typically with relatively low mobility in groundwater and recently informally banned in dishwater detergents, phosphate is a common cause. At minimum, describe appropriate qualified professionals who will consider potential pathways of wastewater-sourced phosphate and other nutrients toward potentially threatened nearby surface bodies.</i>	LAMPsec9 1 7	NA
9.1.8	Impaired water bodies	<i>Wolf Creek, Nevada County, and Woods Creek, Tuolumne County will require Tier 3 Advanced Protection Management Programs. This applies to Nevada, Placer, and Tuolumne Counties. See Attachment 2 of the OWTS Policy.</i>	LAMPsec9 1 8	NA
9.1.9	High OWTS density areas	<i>Where nitrate is an identified chronic issue, at minimum, consider nitrogen loading per area; for example, see Hantzsche and Finnemore (1992), Crites and Tchobanoglous (1998), and more recent publications as appropriate.</i>	LAMPsec9 1 9	NA

On-Site Sewage LAMP
April 2016

9.1.10	Limits to parcel size	At minimum, consider hydraulic mounding, nitrate and pathogen loading, and sufficiency of potential replacement areas.	LAMPsec9 1 10	NA
9.1.11	areas with OWTS that predate adopted standards	This refers to areas with known, multiple existing OWTS.	LAMPsec9 1 11	NA
9.1.12	areas with OWTS either within prescriptive, Tier 1 setbacks, or within setbacks that a Local Agency finds appropriate	This refers to areas with known, multiple existing OWTS.	LAMPsec9 1 12	OWTS MAN Ch 8
9.2	Scope of Coverage:	For Section 9.2 et seq, provide details on scope of coverage, for example maximum authorized projected flows, allowable system types, and their related requirements for site evaluation, siting, and design and construction requirements.		
9.2.1	Installation and Inspection Permits	Permits generally cover procedures for inspections, maintenance and repair of OWTS, including assurances that such work on failing systems is under permit; see Tier 4.	LAMPsec9 2 1	OWTS ORD PE RMITTING OWTS ORD SE WAGEDISPOSAL Failedsystem
9.2.2	Special Provision Areas and Requirements near Impaired Water Bodies	<i>Wolf Creek, Nevada County, and Woods Creek, Tuolumne County will require Tier 3 Advanced Protection Management Programs. This applies to Nevada, Placer, and Tuolumne Counties. See Attachment 2 of the OWTS Policy.</i>	LAMPsec9 2 2	NA
9.2.3	LAMP Variance Procedures	Variances for new installations and repairs should be in substantial conformance to the Policy, to the greatest extent practicable. Variances cannot authorize prohibited items in Section 9.4.	LAMPsec9 2 3	OWTS ORD DE VIATIONS
9.2.4	Qualifications for Persons who Work on OWTS	Qualifications generally cover requirements for education, training, and licensing. <i>We suggest that Local Agencies review information available from the California Onsite Water Association (COWA), see:</i> http://www.cowa.org/	LAMPsec9 2 4 -	NA
9.2.5	Education and Outreach for OWTS Owners	Education and Outreach generally supports owners on locating, operating, and maintaining OWTS . At minimum, ensure that you will require OWTS designers and installers to provide owners with sufficient information to address critical maintenance, repairs, and parts replacements within 48 hours of failure; <i>see also Tier 4</i> . Also, provide information to appropriate volunteer groups. <i>At minimum, we suggesting providing this information on your webpage.</i>	LAMPsec9 2 5	OWTS MAN Ch 9
9.2.6	Septage Disposal	Assess existing and proposed disposal locations, and their adequacy.	LAMPsec9 2 6	
9.2.7	Maintenance Districts and Zones	<i>These generally refer to Homeowners Associations, special maintenance districts, and similar responsible entities. Requirements for responsible entities should generally reflect the Local Agency's judgment on minimum sizes of subdivisions that could potentially cause environmental impacts. LAMPs should ensure that responsible entities have the financial resources, stability, legal authority, and professional qualifications to operate community OWTS.</i>	LAMPsec9 2 7	NA
9.2.8	Regional Salt and Nutrient Management	Consider development and implementation of, or coordination with, Regional Salt and Nutrient Management Plans; <i>see also State Board Resolution 2009-0011:</i>	LAMPsec9 2 8	NA

On-Site Sewage LAMP
April 2016

	Plans	http://www.waterboards.ca.gov/centralvalley/water_issues/salinity/laws_regs_policies/rw_policy_implementation_mem.pdf	-	
9.2.9	Watershed Management Groups	Coordinate <i>with volunteer well monitoring programs</i> and similar watershed management groups.	LAMPsec9 2 9	NA
9.2.10	Proximity of Collection Systems to New or Replacement OWTS	Evaluate proximity of sewer systems to new and replacement OWTS. <i>See also Section 9.4.9.</i>	LAMPsec9 2 10	OWTS ORD SEWER
9.2.11	Public Water System Notification prior to permitting OWTS Installation or Repairs	Give your notification procedures to inform public water services of pending OWTS installations and repairs within prescribed setback distances.	LAMPsec9 2 11	NA
9.2.12	Policies for Dispersal Areas within Setbacks of Public Wells and Surface Water Intakes	Discuss supplemental treatments; see Sections 10.9 and 10.10. A Local Agency can propose alternate criteria; <i>however we will need rationale in detail.</i>	LAMPsec9 2 12	NA
9.2.13	Cesspool Discontinuance and Phase-Out	Provide plans and schedule.	LAMPsec9 2 13	OWTS ORD CE SSPOOL
9.3	Minimum Local Agency Management Responsibilities:	For Section 9.3 et seq, discuss minimum responsibilities for LAMP management. Responsibilities should generally cover data compilation, water quality assessment, follow-up on issues, and reporting to the Central Valley Water Board:		
9.3.1	Permit Records, OWTS with Variances	Describe your records maintenance; numbers, locations, and descriptions of permits where you have granted variances.	LAMPsec9 3 1	NA
9.3.2	Water Quality Assessment Program:	<p>In the Water Quality Assessment Program, generally focus on areas with characteristics covered in Section 9.1. Include monitoring and analysis of water quality data, complaints, variances, failures, and inspections. Also include appropriate monitoring for nitrate and pathogens; you can use information from other programs. <i>We are available to provide further guidance on reporting requirements. In the interim, to assist with analyses and evaluation reports (Section 9.3.3), we suggest posting data on appropriate maps; for example consider the following links:</i></p> <p>http://www.nrcs.usda.gov/wps/portal/nrcs/site/ca/home/ http://www.cdpr.ca.gov/docs/emon/grndwtr/gwpa_maps.htm http://ngmdb.usgs.gov/maps/mapview/ http://www.conservation.ca.gov/cgs/information/publications/ms/Documents/MS58.pdf http://www.water.ca.gov/groundwater/data_and_monitoring/northern_region/GroundwaterLevel/SacValGWContours/100t400_Wells_Spring-2013.pdf http://www.water.ca.gov/waterdatalibrary/ http://www.waterboards.ca.gov/gama/docs/hva_map_table.pdf http://geotracker.waterboards.ca.gov/gama/ http://msc.fema.gov/portal</p>	<p>LAMPsec9 3 2</p> <p>- - - - - - - -</p>	

On-Site Sewage LAMP
April 2016

9.3.2.1	Domestic Well Sampling	<i>Apply your best professional judgment to ensure that well sampling focuses on hydrogeologically reasonable pollutant (primarily nitrate) flow paths. A qualified professional should generally design an appropriate directed, judgmental, sample (i.e., statistically non-random). Of the links provided, the Geotracker GAMA website might be particularly useful to the professional; at minimum we suggest reviews of available nitrate data in relevant domestic wells, up-gradient, within, and down-gradient of an area of interest. For some instances, for example where a developer proposes a relatively large project, a Local Agency might require a special study to distinguish between wastewater and non-wastewater sourced nitrate. In such cases, we suggest your consideration of requiring focused sampling and analyses, for example of $\delta^{18}O$ and $\delta^{15}N$ of nitrate (Megan Young, USGS, 2014 pers comm), and the artificial sweeteners sucralose and acesulfame-K (Buerge et al 2009, Van Stempvoort et al 2011, and more recent publications as they become available).</i>	LAMPsec9 3 2 1	
9.3.2.2	Domestic Well Sampling, Routine Real Estate Transfer Related	This applies only if those samples are routinely performed and reported.	LAMPsec9 3 2 2	NA
9.3.2.3	Water Quality of Public Water Systems	Reviews can be by you or another municipality.	LAMPsec9 3 2 3	NA
9.3.2.4	Domestic Well Sampling, New Well Development	This applies if those data are reported.	LAMPsec9 3 2 4	NA
9.3.2.5	Beach Water Quality Sampling, H&S Code §115885	<i>Public beaches include those on freshwater.</i>	LAMPsec9 3 2 5	NA
9.3.2.6	Receiving Water Sampling Related to NPDES Permits	This refers to existing data from other monitoring programs.	LAMPsec9 3 2 6	NA
9.3.2.7	Data contained in California Water Quality Assessment Database	This refers to existing data from other monitoring programs.		
9.3.2.8	Groundwater Sampling Related to Waste Discharge Requirements	This refers to existing data from other monitoring programs.		NA
9.3.2.9	Groundwater Sampling Related to GAMA Program	This refers to existing data from other monitoring programs.		
9.3.3	Annual Status Reports Covering 9.3.1-9.3.2	Reports are due 1 February, annually beginning one year after Regional Board approves LAMP. Every fifth year also include an evaluation report. Submit all groundwater monitoring data in Electronic Delivery Format (EDF) for Geotracker; submit all surface water data to CEDEN.	LAMPsec9 3 3	NA
9.4	Not Allowed or Authorized in LAMP:	For Section 9.4 et seq, ensure that your LAMP covers prohibitions.		
9.4.1	Cesspools	Local Agencies cannot authorize cesspools of any kind or size.	LAMPsec9 4 1	OWTS ORD CE SSPOOL
9.4.2	Projected Flow>10,000 gpd	<i>Apply professional judgment to further limit projected flows.</i>	LAMPsec9 4 2	

On-Site Sewage LAMP
April 2016

9.4.3	Effluent Discharger Above Post-Installation Ground Surface	For example, Local Agencies cannot authorize effluent disposal using sprinklers, exposed drip lines, free-surface wetlands, and ponds.	LAMPsec9 4 3	OWTS ORD SE WAGE DISPOSAL
9.4.4	Installation on Slopes >30% without Registered Professional's Report	<i>See also earlier comments, Section 9.1.1, regarding potential geotechnical concerns.</i>	LAMPsec9 4 4	OWTS MAN Ch 14
9.4.5	Decreased Leaching Area for IAPMO-Certified Dispersal System with Multiplier <0.70	IAPMO, International Association of Plumbing and Mechanical Officials. <i>Decreased leaching area refers to alternatives to conventional (stone-and-pipe) dispersal systems; these alternatives require relatively less area. The multiplier, <1, allows for a reduction in dispersal field area relative to a conventional system.</i>	LAMPsec9 4 5	NA
9.4.6	Supplemental Treatments without Monitoring and Inspection	<i>Therefore, ensure that the LAMP describes periodic inspection and monitoring for OWTS with supplemental treatments.</i>	LAMPsec9 4 6	OWTS MAN Ch 24 OWTS ORD Oa ndM
9.4.7	Significant Wastes from RV Holding Tanks	<i>We interpret significant amounts to mean amounts greater than incidental dumping, such that volume, frequency, overall strength, or chemical additives preclude definition as domestic wastewater; see Definitions in OWTS Policy. See also, State Water Resources Control Board Order WQ 2014-0153-DWQ, Attachment B-2.</i>	LAMPsec9 4 7	
9.4.8	Encroachment Above Groundwater	Bottom of OWTS dispersal systems cannot be less than 2 feet above groundwater, or bottom of seepage pits, less than 10 feet above groundwater. <i>We interpret groundwater to include inter-flow and perched zones, along with the shallowest main unconfined aquifer. Degree of vulnerability to pollution due to hydrogeological conditions, Section 9.1.1, and the Water Quality Assessment, Section 9.3.2., should cover in detail means of assessing seasonally shallowest depth to groundwater.</i>	LAMPsec9 4 8	OWTS MAN Ch 8 OWTS MAN Ch9
9.4.9	Installations Near Existing Sewers	New and replacement OWTS cannot occur on any lot with available public sewers less than 200 feet from a building or exterior drainage facility (exception; connection fees plus construction costs are greater than 2 times the replacement OWTS costs, and Local Agency determines no impairment to any drinking water.)	LAMPsec9 4 9	OWTS ORD SE WER
9.4.10	Minimum Setbacks:	These setbacks are from public water systems.	LAMPsec9 4 10	
9.4.10.1	From Public Supply Wells	If the dispersal system is less than 10' in depth, then the setback must be greater than 150' from public water supply well.		OWTS ORD SE TBACKS
9.4.10.2		If the dispersal system is greater than 10' in depth, then the setback must be greater than 200' from public water supply well.		OWTS ORD SE TBACKS
9.4.10.3	From Public Supply Wells, Regarding Pathogens	If the dispersal system is greater than 20' in depth, and less than 600' from public water supply well, then the setback must be greater than the distance for two-year travel time of microbiological contaminants, as determined by qualified professional. In no case shall the setback be less than 200'.		OWTS ORD SE TBACKS

On-Site Sewage LAMP
April 2016

9.4.10.4	From Public Surface Water Supplies	If the dispersal system is less than 1,200' from public water system's surface water intake, within its drainage catchment, and potentially threatens an intake, then the setback must be greater than 400' from the high water mark of the surface water body.		
9.4.10.5	From Public Surface Water Supplies	If the dispersal system is greater than 1,200,'but less than 2,500,' from public water system's surface water intake, within its drainage catchment, and potentially threatens an intake, then the setback must be greater than 200' from high water mark of surface water body.		
9.4.11	Supplemental Treatments, Replacement OWTS That Do Not Meet Minimum Setback Requirements	Replacement OWTS shall meet minimum horizontal setbacks to the maximum extent practicable.	LAMPsec9 4 11	
9.4.12	Supplemental Treatments, New OWTS That Do Not Meet Minimum Setback Requirements	New OWTS shall meet minimum horizontal setbacks to the maximum extent practicable, and meet requirements for pathogens as specified in Section 10.8. and any other Local Agency's mitigation measures.	LAMPsec9 4 12	
9.5	Technical Support of LAMP	Include adequate detail to ensure that the combination of all proposed criteria will protect water quality and public health sufficiently to warrant the Central Valley Water Board's waiver of Waste Discharge Requirements, pursuant to §13269, California Water Code.	LAMPsec9 5	
9.6	Regional Water Quality Control Board Consideration of LAMP	Regional Boards shall consider past performance of local programs to protect water quality. <i>We will generally consider past performance based on our reviews of annual status and evaluation reports; see Section 9.3.3.</i>	LAMPsec9 6	

ARTICLE 1

X.XX.XXX Purpose

The purpose of this article is to:

- A. Protect public health and the environment,
- B. Establish an administrative framework allowing the adoption of science-based minimum standards for design, construction, installation, operation, maintenance, monitoring, replacement, alteration, enlargement, repair and destruction of on-site treatment, conveyance, and disposal systems,
- C. Provide for compliance and enforcement of a comprehensive on-site regulatory program,
- D. Ensure compliance with standards, laws, and guidelines as adopted, and/or modified by the State of California, Water Resources Control Board or Regional Water Quality Control Boards.

X.XX.XXX Legal Authority

The State of California Water Resources Control Board, through the Regional Water Quality Control Boards, requires local agencies to adopt Waste Discharge Requirements for all individual disposal systems or Community Collection and Treatment Systems that use subsurface disposal. The Central Valley Regional Water Quality Control Board (CVRWQCB) provides that these Waste Discharge Requirements for Yuba County may be satisfied by an ordinance in compliance with the provisions of the Porter-Cologne Water Quality Control Act.

DEFINITIONS

7.07.010 General

The following words and terms, when used in this Article, have the following meanings, unless the context clearly indicates otherwise. Terms expressed in the singular shall be construed to incorporate the plural, and vice versa, unless the context otherwise requires.

Aerated Lagoon. (AL) means a basis of a specified depth to which oxygen is supplied and in which waste-water is treated on a flow-through basis.

Aerobic Treatment Unit. (ATU) means a waste-water treatment reactor which mechanically diffuses oxygen into a chamber containing waste-water and treats said waste-water aerobically. An aerobic treatment unit may operate continuously or intermittently (i.e. batch) depending on design.

Alternative System - Any on-site sewage system consisting of a pre-treatment unit and disposal components other than a standard system for which the Department may determine meets the requirements of this Article for a renewable operating permit.

Appeal - The administrative process that allows the Department and/or the Appeals Board to consider relief from any provision or requirement of the On-Site Sewage Manual.

Appeals Board - Three members of the On-Site Wastewater Advisory Committee, selected by the Chairman of the Committee in each specific case, to consider relief from strict compliance with standards of the On-Site Sewage Manual.

Applicant – A property owner or the property owner's Authorized Representative

Authorized Representative - Person or persons authorized by the property owner to act on the property owner's behalf on matters pertaining to application for permits and services or holder of an easement sufficient to authorize the work on the land on which the system is to be installed, to represent the owner's or easement holder's interests.

Centralized Sewage Disposal System. Means the collection, transportation, treatment and disposal of any sewage from two (2) or more sources (source shall be defined as a waste water discharge from any residential, commercial, or recreational building and/or establishment) by any method which meets State and local minimum standards.

Centralized Wastewater System. Means a system of conduits, treatment and disposal facilities in which wastewater is collected and transported to a central area where treatment and/or final disposal is affected:

TYPES:

(A) CLUSTER WASTEWATER COLLECTION, TREATMENT AND DISPOSAL SYSTEM (CWCTDS).

Means a system for the collection, transportation, treatment and disposal of any wastewater from at least two (2) but no more than five (5) sources (sources shall be defined as a waste-water discharge from any single family residential, commercial unit, recreational institutional building and/or establishment with a maximum of 2500 gallons per day waste-water discharge) by any method that meets state and local standards.

(B) SMALL WASTEWATER COLLECTION, TREATMENT AND DISPOSAL SYSTEM. Means a system

for the collection, transportation, treatment, and disposal of any waste-water from at least six (6), but no more than ninety-nine (99) single family residential sources or the equivalent flow.

(C) LARGE WASTEWATER COLLECTION, TREATMENT, AND DISPOSAL SYSTEM. Means a system for the collection, transportation, treatment, and disposal of any waste-water from more than ninety-nine (99) single family residential sources or the equivalent flow.

Community Development Services Agency Director. The Director of the Community Development and Services Agency in the County of Yuba (CDSA Director).

Commercial project- Any project other than those defined as residential.

Community Services District. Means any district formed in an unincorporated territory to construct and operate works for the collection, transportation, treatment, and disposal of sewage in accordance with procedures, rules and regulations of the California Government Code.

Consultant - One of the following persons (exclusive of Division personnel) retained to provide services under this Article:

For Design of Systems:

Registered Environmental Health Specialist
Certified Engineering Geologist.
Registered Civil Engineer
Registered Geologist

For Soils Evaluations:
The above persons as well as Certified Soil Scientist.

Contractor. A person who possesses an active General Engineering A or Specialty C-36 or C-42 license and in some specific cases a B Specialty, per the requirements State of California Business and Professions Code.

County Sanitation District. Means a district organized within an incorporated or unincorporated territory empowered to build and operate sewers, and sewage disposal or treatment plants for the collection, transportation and disposal of wastewater within or without the district. Such district shall have been formed in accordance with the procedures, rules and regulations of the California Health and Safety Code.

County Service Area. Means an area in an unincorporated territory within the county that has been designated by the Board of Supervisors in accordance with the procedures, rules and regulations of the California Government Code for the collection, transportation, treatment, and disposal of sewage within the county service area.

Director - The Director of the Yuba County of Environmental Health Department, or his/her designated employee.

Department - The Yuba County Department of Environmental Health, its Director and designated employees.

Effective Sidewall Area. Means that portion of the sidewalls if a leaching trench extending upward from the bottom of the trench to a point six (6) inches above the invert of the perforated pipe installed in the leaching trench.

Effective Soil - Permeable, unsaturated soil providing sufficient aeration and retention for optimal treatment of sewage effluent.

Electro-Osmosis System. (EOS) means a process whereby dissimilar materials are buried on either side of a soil absorption system drain field and an electric potential is established in the soil water complex.

Environmental Health Department. Means the Environmental Health Department included within the Community Development and Services Agency.

Equivalent Flow. An amount equal to that which would be produced by a single family residential source and shall be measured on the basis of gallons per day. Such measurements shall not be averaged out over any other period of time. For purposes of calculating equivalencies refer to the standards in the On-Site Sewage Manual.

Experimental System - An alternative system under review by the Wastewater Advisory Committee and given only conditional approval by the Director for limited use during the review period as specified in the On-Site Sewage Manual.

Evapotranspiration-Absorption. (ETA) BED means an on-site waste-water treatment and disposal system which discharges effluent to both the atmosphere and soils. The Evapotranspiration-Absorption Bed contains: (1) a sand bed usually supporting plants; and (2) waste-water distribution piping.

Failing On-Site System - Any system which discharges untreated or inadequately treated sewage or septic tank effluent directly or indirectly onto the ground surface, into protected waters or into a dwelling. Also, any system not operated in compliance with permit conditions including, but not limited to, operation, maintenance and monitoring requirements, use of unapproved components, or unapproved modifications to the originally permitted design.

Health Officer - Means the Health Officer of the County of Yuba.

Industrial Waste - Any liquid, gaseous, radioactive, or solid waste substance or a combination thereof resulting from any process of industry, manufacturing, trade, or business, or from the development or recovery of any natural resources.

Intermittent Sand Filter - (ISF) means a bed of granular material of a specific depth and usually underlain by graded gravel and collecting piping to which waste-water is applied intermittently for final treatment.

Land Application - (LA) means the disposal of treated waste-water effluents, of a specified quality, by application to land. Land application may be further defined as: (1) slow rate; (2) rapid infiltration; (3) overland flow; (4) spray irrigation, or (5) drip irrigation.

Land Use Project - Any entitlement process, initiated through the Yuba County Planning Department including, but not limited to, tentative maps, parcel maps, use permits, certificates of compliance, and minor boundary adjustments. Requirements in this Article apply only to areas regulated by the Department. Other County departments will have separate processes and requirements.

Leaching Trench (Lines). Means the aggregate filled trenches designed to accept septic tank effluent, discharge from perforated pipes laid in trenches.

Local Authority – A public entity, as defined in Government Code Section 53090 et seq. which is empowered to plan, design, finance, construct, operate, maintain, and abandon, if necessary, any sewage system or expansion of any sewage system, and to provide permits and to have supervision over the location, design, construction, operation, maintenance, and abandonment of on-site sewage systems within a land development, and to design, finance, construct, operate, and maintain any facilities necessary for the disposal of wastes pumped from on-site sewage systems and to conduct any monitoring of surveillance programs as required for water quality control purposes.

Minimum Useable Sewage Disposal Area (MUSDA) - The amount of ground surface, expressed in square feet, that is required when creating new lots or parcels in the tentative or parcel map process. The amount of land area is based on the percolation rate and the type of leach field distribution method.

Mound-Means an on-site waste-water treatment system that utilizes a permeable fill material and by dispersion or uniform application of waste-water improves absorption capabilities in areas containing soils of limited permeability. A mound contains the following parts: (1) the mound body fill material; (2) the distribution bed; (3) the distribution manifold and laterals; and (4) the topsoil cover.

Other Districts. Means any other lawful entity formed under California Law for the collection, transportation, treatment and disposal of sewage either as of the date of this chapter or in the future.

Operation, Maintenance and Monitoring (OM&M) Program - A program developed by the Department, as delineated in the On-Site Sewage Manual to insure the long-term viability of all on-site sewage systems. Depending upon the complexity of the system and/or the environmental sensitivity of the area of system placement, the program may range from educational support to performance review and preventative maintenance by certified maintenance providers.

On-Site Sewage Manual - The document containing implementing standards and requirements of this Article, including specific detail on acceptable on-site sewage treatment and disposal systems and processes, developed by the Department and the Wastewater Advisory Committee and adopted by resolution of the Board of Supervisor.

On-Site Sewage System – Any system of piping, treatment devices or other facilities that convey, store, treat, or dispose of sewage on the property where it originates or on adjacent or nearby property under the control of the user where the system is not connected to a public sewer system.

Owner - Any person who alone, or jointly, or severally with others:

1. Has legal title to any single lot, dwelling, dwelling unit, or commercial facility;
2. Has care, charge, or control of any real property as applicant, executor, executrix, administrator, trustee or guardian of the estate of the holder of legal title.

Person - Any individual (owner or authorized representative), corporation, association, firm, organization, partnership, or company.

Pressure Distribution System. Means the dispersion of waste-water after treatment into a soil absorption or filter reactor system by pressure so as to evenly distribute the flow.

Primary Treatment. Means initial treatment of waste-water by settling of solids in a tank type structure.

Protected waters- Lakes, bays, ponds, impounding reservoirs, springs, wells, rivers, streams, creeks, marshes, inlets, canals, and all other bodies of surface or underground waters, natural or artificial, public or private, which are within the jurisdiction of Yuba County or other state or federal agencies.

Public Sewer System - Any sewer system constructed, installed, maintained, operated and owned by or for a municipality or public entity established for sewage disposal purposes.

Public Utility District. Means a district organized in an unincorporated territory, to acquire, construct, own or operate revenue producing utilities for the disposition of sewage in accordance with the procedures, rules and regulations of the California Public Utilities Code.

Public Water System. Means a system regardless of type of ownership, for the provision of piped water to the public for domestic use if such system has at least five (5) service connections or regularly serves an average of at least twenty-five (25) individuals daily at least sixty (60) days of the year.

Regional Board. Means officials and personnel of the Central Valley Regional Water Quality Control Board. (CVWRCB or Regional Board)

Registered Environmental Health Specialist. Means a Registered Environmental Health Specialist or an assistant Environmental Health Specialist as allowed by the Health and Safety Code §541 working by authorization of the County Health Officer.

Renewable Operating Permit (ROP) – That administrative document issued by the Division authorizing the initial and/or continued use of certain Alternative or Experimental systems, as specified in the On-Site Sewage Manual.

Sanitary District. Means a district organized within any territory empowered to acquire, construct and operate works for the collection transportation, treatment and disposal of wastewater. Such district shall have been formed in accordance with the procedures, rules and regulations of the California Health and Safety Code.

Secondary Treatment. Means a secondary treatment of wastewater endeavoring to reduce solids, oxygen demand, chemical constituents and pathogenic micro-organisms.

Secondary Treatment – Pressure Distribution – Soil Absorption (ST-PD-SAS) System. Means a wastewater treatment system where a conventional septic tank or other method is used for primary settling and treatment followed by distribution of effluent into filter by pressure to maintain even distribution through said media. Such systems may be further defined as shallow (less than 30 inches below surface) relying on lateral or horizontal renovation or standard deep (more than 30 inches below surface) relying on vertical renovation through the media.

Serial Distribution. Means a method of wastewater disposal which distributes all effluent flow into a series of leaching trenches which are connected one after another in such a manner that the first trench must fill before overflowing into the second and subsequent trenches.

Sewage – Wastewater that is designated as either “*blackwater*” or “*graywater*.”

1. “Blackwater” means wastewater contaminated with human or kitchen wastes, generally originating from toilets and kitchen sinks. It includes, but is not limited to, wastewater discharges from kitchen sinks, garbage grinders, water closets, toilets, urinals or similar fixtures alone or in combination with other wastewater.

2. “Graywater” means wastewater, exclusive of blackwater or industrial waste, deposited into plumbing drain systems or exiting directly from wastewater generating appliances. It includes, but is not limited to, wastewater discharges from washing machines, bathtubs, showers, bathroom washbasins, and laundry tubs.

Sewage Entity. Means a public district or private organization responsible for the collection, transportation, treatment and disposal of sewage, under one (1) administrative authority.

Sewer. Means a pipe or conduit for carrying sewage.

Site Evaluation - The first step in obtaining an on-site sewage system construction permit or feasibility approval in the entitlement process. The evaluation consists of specific soils testing, such as soil pit profiling and percolation rate.

Standard System - An on-site sewage system comprised of a 2-compartment septic tank for primary treatment and gravel or chamber treatment and disposal trenches. Effluent will flow to the trenches by gravity, or may be pumped to the first distribution box of the trenches.

Tertiary Treatment. Means a third phase of waste-water treatment in which dissolved material suspended, organic constituents and inorganic constituents are separated from the waste-water.

Vertical Separation - The depth of effective soil that exists beneath the bottom of a subsurface soil absorption system and some restrictive or limiting layer or feature such as a water table, bedrock, hardpan, unacceptable fine textured soils, or excessively permeable material.

ARTICLE 2

X.XX.XXX. Applicability

The requirements of this Article shall apply to all on-site sewage treatment, conveyance, and disposal systems in Yuba County. For on-site systems approved under permit from the Department prior to the adoption of this Article, the conditions for system siting, design, construction, operation, maintenance, and monitoring approved at that time shall apply.

X.XX.XXX. On-Site Sewage Manual

A. The Yuba County On-Site Sewage Manual shall govern the siting, design, installation, component quality, operation, monitoring, and maintenance of on-site sewage systems in Yuba County. Copies will be maintained and made available to the public at the Department's office and on the department's website.

B. The Yuba County On-Site Sewage Manual shall be adopted by resolution of the Yuba County Board of Supervisors (Board). The Division, based on observed need or on recommendation by the Wastewater Advisory Committee, may propose modifications to the Manual. When changes are proposed to the On-Site Sewage Manual, the changes shall be presented to the Board for adoption as an amending resolution.

GENERAL

7.07.400 Sewage Disposal.

1. No person shall treat or dispose of sewage in any manner other than by an approved on-site sewage system, cluster system, public sewer system or other method meeting the standards set forth in this Article or the On-Site Sewage Manual.
2. Standard on-site sewage systems approved after the effective date of this Article shall be sited and designed so as to have a minimum vertical separation of 60 inches of defined effective soil with a percolation rate between 6 minutes per inch and 60 minutes per inch. For sites that do not meet these criteria acceptable alternative systems designs are identified and described in the On-Site Sewage Manual.
3. Every alternative On-Site Sewage System approved after the effective date of this article shall be subject to the Operation, Maintenance, and Monitoring Program as specified in the On-Site Sewage Manual.

4. No person shall construct, operate or maintain an on-site sewage system or cluster system that does not comply with the requirements of this Article, the conditions specified in the On-Site System Construction Permit, and the requirements outlined in the On-Site Sewage Manual.
5. No person shall operate a failing on-site system.
6. No person shall connect any structure to an existing on-site system where the total projected sewage flow would be greater than the design flow specified in the original On-Site System Construction Permit or where, in the opinion of the Department, the connection of a new and/or replacement structure to an existing system would not meet the standards contained in this Article or the On-Site Sewage Manual, unless an Authorization Notice is obtained as set out in the On-Site Sewage Manual.
7. No person shall discharge anything other than what is specifically described as sewage, in this Article, into any On-Site Sewage System.
8. No person shall operate a system constructed after the effective date of this Article without a completed (finalized) Septic System Construction permit.
9. No person shall maintain or operate a system for which the Department has issued an order to abandon the system.
10. An area where the soil and site conditions are acceptable for installation of an onsite sewage system shall be maintained for the purpose of system replacement also known as the Repair Area. Except when otherwise authorized by the Department, it shall consist of one hundred percent of the normally needed area. For any onsite sewage system servicing a commercial facility the area required for system replacement or Repair Area shall consist of two hundred percent of the normally needed area.

7.07.410 Sewage Disposal Permit Required.

A. Permitting Requirements

1. The applicant shall make application for a system construction permit on a form provided by the Department. An application shall be deemed complete when it contains all plot plans and designs, as described in On-Site Sewage Manual, and all applicable fees have been paid. However, a permit shall not be required for servicing or replacing an approved system's components with mechanical or electrical parts of the same type, size or capacity; pumping of septage; or making minor structural corrections to a septic tank.
2. When required under the OM&M program, the Department may require any person to obtain a Renewable Operating Permit.
3. The Department may take action on the construction permit application to approve, conditionally approve, or deny, based upon compliance with the requirements of this Article and the On-Site Sewage Manual. Any permit conditions shall be binding upon the property owner and successive property owners for the life of the system.
4. Permits that authorize construction of on-site sewage systems shall remain valid for a period of 2 years from the date initially issued. Renewal procedures shall be as set forth in the On-Site Sewage Manual if additional time is required to complete construction.
5. An applicant may transfer a valid permit to a new property owner upon submitting a written request for the transfer. Transfer of applicant may include an administrative fee.

6. The Department may deny any system construction permit application that fails to comply with the requirements of this Article or the On-Site Sewage Manual for primary or replacement system.

B. Abandonment/Destruction Requirements

Any person abandoning/destroying an on-site system or system component shall obtain a permit and do so in accordance with the procedures specified in the On-Site Sewage Manual.

C. Construction Inspection Requirements

The applicant shall grant the Department access to the property for purposes of inspecting the system in accordance with the requirements of this Article, the On-Site Sewage Manual, and with any conditions specified on the construction permit.

D. Appeal

An applicant may appeal a decision on a permit application using the provisions set forth in X.XX.XXX.

7.07.420 Sewage Disposal Permit Fee. For each sewage disposal permit application a fee, set by resolution of the Yuba County Board of Supervisors, shall be charged. Such fee shall be paid at the time an application for a sewage disposal permit is filed at the Department. In the event that an application and design review is extensive or is not approved and requires modifications and resubmittal additional fees as outlined in the Yuba County fee ordinance may be incurred.

7.07.440 Applicability of this Chapter. The requirements of this chapter shall apply to all sewage disposal and for any division of land in Yuba County approved as a tract or parcel map and other land use projects the EH Director determines appropriate after adoption of this Chapter.

7.07.450 Location of Septic Tank, Leach Fields. Minimum distances from all waste water disposal systems shall be maintained as shown on Table I:

Distance Required From	Minimum Horizontal Distance (in feet)			
	To Septic Tank	To Building Sewer Pipe	To Leachfield	Seepage Pit
Well	100	50 ^a	100	150
Public Well	100	50 ^a	150 ^d	200 ^d
Stream, Body of Water, or ditch (as measured from the high water mark)	50 ^b	25	100 ^b	100
Seasonal Stream	25	10	25	50
Water Pipe	5	5	10	10

Property Line ^c	25	--	50	75
Property Line (when domestic water on adjacent parcels is provided by a Public Water System)	10	--	10	10
Cut or Fill Bank (where h=height of cut of fill)	10	10	4h or 50' max	

NOTE: ^a This distance may be reduced to not less than twenty-five (25) feet when the drainage piping is constructed of materials approved for use within a building.

^b When the installation is below the bottom of such body of water the Environmental Health Specialist may reduce the required setback to no less than twenty-five (25) feet.

^c Property line setback waiver may be approved by the Director under special circumstances.

^d 150 ft. from public water well with trenches under 10 ft in depth. 200 ft from public water systems between 10 and 20 ft. Dispersal systems greater than 20 ft. that are within 600 ft. of a public water well, the horizontal setback is required to achieve a two year travel time, and shall be evaluated by a qualified professional.

Areas which are not acceptable for the location of sewage disposal systems include:

(1) Areas within any easement that is dedicated for surface or subsurface improvement.

(2) Paved areas and driveways.

(3) Areas occupied or to be occupied by structures.

(4) Rock outcroppings.

7.07.460 Site Evaluation Requirements

- A. Unless waived by the Division a site evaluation, as described in the On-Site Sewage Manual, shall be required on every existing or proposed lot or parcel prior to obtaining an on-site sewage system permit or any approval for the feasibility of on-site sewage system capability.
- B. When required, the site evaluation shall be conducted by the applicant’s consultant and coordinated with the Department so that Department personnel may be present for any facet of testing in the evaluation process.
- C. The site evaluation will examine several factors for approval of on-site sewage disposal including, but not limited to, ground slope, soil textural characteristics, effective soil depth, percolation rate, horizontal setbacks, and available area for one hundred percent system replacement.

D. The Department may require that the site evaluation be conducted during high rainfall periods of the year as described in the On-Site Sewage Manual in order to determine the maximum fluctuation of depth to water below the surface of the ground prior to approving a site for feasibility or construction of an on-site system.

E. The Department may require a new site evaluation or other soils testing if it determines that prior site evaluation approvals were based on testing and/or reporting that was incomplete, insufficient, or incompatible with known information of a given area.

7.07.490 Soils Studies Required for Land Use Projects.

A. An applicant initiating a land use project shall utilize the Department’s site evaluation process as described in this Article and the Manual in determining the suitability of on-site sewage disposal for all such projects.

B. The applicant shall be responsible for initiating soils testing that includes soil profile pits and percolation rate determination for every proposed lot or parcel in any subdivision that relies on on-site sewage disposal system.

C. No subdivision map shall be recorded unless all proposed lots or parcels which rely on an individual sewage disposal system have an approved site evaluation report that complies with the requirements of the manual.

D. No subdivision map shall be recorded unless all proposed lots or parcels which rely on an individual sewage disposal system have an approved site evaluation report that specifies the required minimum useable sewage disposal area (MUSDA) in accordance with the area requirements shown on Table One.

Table One. MUSDA Requirements

Percolation (Minutes/Inch)	MUSDA (sq feet)	
	Gravity Distribution	Pressure Distribution
1-5*	NOT ALLOWED AS OPTION	8,000
6-20	10,000	
21-40	12,000	
41-60	16,000	
61-90*	NOT ALLOWED AS OPTION	20,000
91-120*		

*Sand-filter or equivalent required

E. Prior to any commercial project being given final Division approval, the applicant shall be responsible for establishing that all on-site sewage treatment and disposal issues have

been satisfactorily addressed by applicable site evaluation and/or permitting.

F. No new lot or parcels shall be created where the parcel relies on an on-site sewage system which cannot be sited within the boundaries of the proposed lot or parcel.

G. The Division may consider authorizing use of a cluster system and specification of minimum usable sewage disposal area requirements on a case-by-case basis under the requirements of this Article and the On-Site Sewage Manual.

H. Decisions made by the Staff Development Committee and Zoning Administrator may be appealed through the Planning Department appeal process set out in the Yuba County Development Code.

I. This Article and/or the On-Site Sewage Manual shall not nullify or supersede any provisions for on-site sewage disposal in the County General Plan, any Community Plan, or any other applicable plan of any agency or government having jurisdiction. Where there is a discrepancy between the Article and/or On-Site Sewage Manual and any applicable plan, statute, or ordinance, the stricter standard shall apply.

7.07.570 Cesspool and Sewer Wells Prohibited. It shall be unlawful to use a cesspool or sewer well for disposal of human excreta.

7.07.590 Deviations.

A. Any deviation from the requirements of this Chapter shall be granted only with written approval of the Director of the Environmental Health Department; however, no deviation shall be granted if reduction of requirements would present a health hazard.

B. Applications for deviations shall be made in writing on a form prescribed by the Health Department. Upon receipt of the application, the Health Department shall make an investigation to determine whether a deviation should be granted under the provisions of Subsection (A) above. After conclusion of the investigation, the Director of Environmental Health shall prepare a written order of specific findings of fact and reasons for granting or denying said deviation.

C. If the Director of the Environmental Health Department should deny the application for deviations, the applicant may file a written appeal to the Health Officer within fifteen (15) calendar days after the denial. A written response will be given within thirty (30) calendar days.

D. If the Health Officer should deny the appeal for a deviation, the applicant may file a subsequent appeal with the Clerk of the Board of Supervisors within fifteen (15) calendar days after the denial.

7.07.600 Health Officer's Responsibility. In individual cases, the Health Officer may be required to make more stringent requirements than the standard required by this Chapter where such higher requirements are essential to maintain and protect public health and safety.

7.07.610 Inspections.

A. A pre-issue inspection may be made prior to the issuance of a sewage disposal permit to ascertain the suitability of the site. A permit application will be denied when the Director of the Environmental Health Department determines the sewage disposal system will not function in a sanitary manner.

B. An open trench inspection may be required if in the Environmental Health Specialist's opinion the disposal site has extremely variable soil conditions.

C. Final inspection of each installation shall be made by an Environmental Health Specialist before the system is backfilled or covered. Should the system not pass final inspection the Environmental Health Specialist shall leave a signed and dated notice stipulating the deficiencies.

D. An as-built site plan shall be provided to the Environmental Health Specialist at the time of final inspection. As-built drawings require measurements to all major system components from two property lines, distances of pipes between each component, and from the house to each component. Locations of wells shall be placed on as-built drawings with the appropriate required setback radius shown.

7.07.620 Violations, Nuisances, Abatement. The disposal of sewage in violation of the terms of this Article and standards constitute a public nuisance and its maintenance and operation may be abated by any appropriate proceeding permitted by state or county law.

7.07.630 Acknowledgement of Owners Responsibility. Whenever the installation, repair or any other work is to be performed on a sewage disposal system, other than by a contractor licensed by the State of California to do such work, the owner at the time of securing the sewage disposal permit, shall sign an acknowledgement which shall be in the following form:

"In securing a sewage disposal permit for the above-identified property, I acknowledge that I am fully responsible for insuring that the sewage disposal system complies with all requirements of the County of Yuba's sewage disposal ordinance (Chapter 7.07 of the Yuba County Ordinance Code). I further understand that should the sewage disposal system fail to comply with any of the provisions of the County's ordinance, I may be denied the use of my property until full compliance is made."

ARTICLE 3

ARTICLE 4

On any parcel created prior to the adoption of this Article, and where conditions on said parcel do not meet the standards for a conventional or special design system as set forth by Article 2 of this Chapter, the Director may allow innovative alternative/advanced design wastewater treatment and disposal systems. This applies to repairs of failing on-site wastewater treatment systems of existing dwellings or small commercial establishments where replacement with a conventional septic tank-soil absorption system either standard or special systems is not feasible. This shall also apply to new construction of single family dwellings or small commercial establishments under one ownership. Such systems shall be limited as to number and type. The Director shall adopt and modify as conditions warrant a Manual to accomplish the purpose of this Article and to ensure the protection of the public health and safety. Alternative/Advanced systems shall require special application and permit provisions. Such systems shall require performance monitoring and sampling. The additional cost of design review, monitoring, and sampling shall be borne by the owner of the parcel and monitoring stipulations shall be recorded on

the deed for said parcel. Requirements for design review, permitting, installation, inspection and monitoring of alternative/advanced systems shall be listed in the On-Site Waste Water Manual.

Monitoring of any on-site wastewater system employing aerobic treatment device, filtration device, or other alternative/advanced systems will be required for the entire useful life of the system.

The owner of any on-site wastewater system employing aerobic treatment device, filtration device, or other alternative/advanced system will be required to obtain a renewable permit to operate that system.

Billing for the permit to operate shall be coordinated and administered by the Department in accordance with the requirements of Yuba County Ordinance Code, Chapter 13. All charges shall become delinquent if not paid within 30 days. Past due fees shall be assessed in accordance with Yuba County Ordinance, Chapter 13.

Delinquency billings shall notify the owner of the fees imposed and the process for collection of delinquent fees.

On an Annual Basis the Department shall present to the CDSA Director a list of delinquent bills for permit fees for hearing and delinquent proceedings. The Report of Delinquent Accounts shall refer to each separate parcel of real estate by description sufficient to reasonably identify it, including Assessor's Parcel Number, together with the charges proposed to be assessed against it. When used in Section _____ of Chapter 7 of this Ordinance Code, the term CDSA Director shall mean the Yuba County Community Development and Services Agency Director or his/her designee.

Upon receipt by the CDSA Director of the Report of Delinquent Accounts for the Department and at the convenience of the County, the CDSA Director shall fix a time, date and place for holding a hearing with respect to the Report and any appeals, protests or objections thereto. The Department shall cause notice of the time and place of hearing to be mailed to the owner not less than ten days prior to the date of the hearing. At the hearing, The CDSA Director or his designee shall hear and consider all appeals, objections and protests, if any, to said Report referred to in said notice. Upon conclusion of the hearing, the CDSA Director or his designee may adopt, revise, change, reduce or modify any charge or charges or overrule any or all objections and shall make a determination upon the charge or charges as described in said Report. The CDSA Director's determination shall be final. All costs incurred by CDSA to hold the hearing and confirm the report to the Board of Supervisors shall be shared among the owners of the permits at the hourly rate established in the Yuba County Consolidated Fee Schedule (Yuba County Ordinance, Chapter 13).

*After the conclusion of the hearing process, the amount of the assessment is immediately due and payable. In the event that the same is not paid within ten days of the conclusion of the hearing, and upon receipt of the final Report by the CDSA Director, the CDSA Director shall initiate proceedings to have the delinquent unpaid amount added onto the real property tax role for the real property to which the permit to operate has been issued. **Should be advised by county counsel on the legality of this.***

The CDSA Director, after proper notice and hearing provided herein, is authorized by these provisions to declare that delinquency charges and penalties on annual operating permit collection amounts, as set forth in the Report by the Department, and after confirmation by the Board of Supervisors by resolution, be collected on the property tax roll. They may be collected and shall be subject to the same penalties and the same procedure and sale in case of delinquency as provided for these taxes. An administrative

fee, in the amount established in Yuba County Ordinance, Chapter 13 may be added to the delinquent amount.

Upon satisfaction of the entire delinquent amount imposed pursuant to this Section, the County will upon request furnish a paid receipt. Upon payment all administrative charges assessed pursuant to this Section, as well as interest accrued thereon, shall be retained by the County and not paid to the Department. The balance of any collection made and the interest accrued thereon shall be forwarded to the Department.

Payments on Behalf of Owner Permitted. Nothing in this chapter is intended to prevent an arrangement, or the continuance of an existing arrangement, under which payments for permit fees are made by a tenant or tenants, or any agent, on behalf of the owner; however, any such arrangement will not affect the owner's obligation to the County or to the Department for payment for such service.

Payment for Services Tendered. The Department shall be entitled to payment from the owner for services tendered hereunder and the Department shall be entitled to initiate a civil action to collect such payment.

Agreements, rules and regulations. The Board of Supervisors may, by agreement with the Department or by separate resolution, implement rules and regulations to carry out and promote the provisions of this Chapter.

Article 5

7.07.940 Violations, Nuisances, Abatement. The disposal of sewage in violation of the terms of this Chapter and/or the standards established in this Chapter is hereby determined to constitute a public nuisance and its maintenance and operation may be abated by any appropriate proceeding permitted by State or County law. (#1291)

7.07.950 Appeal. Any person whose application for a permit under sections 7.07.410 and 7.07.430 has been denied or granted conditionally may appeal to the Environmental Health Appeals Board ("Appeals Board"). The Appeals Board shall consist of five members appointed by the Yuba County Board of Supervisors and holding office at its pleasure to wit: a contractor licensed to install private sewage disposal systems in California; a registered environmental health specialist; a medical doctor; a registered or professional civil engineer; and a member of the public. The Appeals Board shall designate one of these members as its chairman.

(1) To be effective, an appeal must be written and delivered to the Yuba County Environmental Health Department within 30 calendar days after the date of the action being appealed. Appeals that do not comply with this paragraph (1) will be rejected. Filing of an appeal that is rejected will not toll the time within which an appeal must be filed.

(2) The written appeal shall include a statement explaining the grounds for appeal. Only the following grounds will be considered: (a) disputed issues of fact; and (b) disputed interpretations of statutes, ordinances, and other laws and regulations so long as appellant's interpretation does not waive the requirements of this chapter or, of any regulations properly issued if such waiver would result in a violation of mandatory state laws or regulations. The written appeal shall also include a copy of the

plans and specifications for the proposed septic system; a site-evaluation report describing the location and physical characteristics of the site (e.g., soil type, water table) for the proposed system; and the appellant's name, phone number, and mailing address.

(3) At the Hearing, the appellant may present any written, oral, or physical evidence that bears on the issues set forth in the written appeal. The appellant may appear personally or by an appropriate and qualified engineer.

(4) The Appeals Board shall adopt reasonable rules and regulations for its investigations, meetings, and hearings. These rules and regulations shall include the following minimum provisions:

(A) A hearing on an appeal shall begin within 30 calendar days and conclude within 45 calendar days after the appeal is received by the Yuba County Environmental Health Department.

(B) Notice of hearing shall be mailed to the appellant and his or her representative at least 10 calendar days before the scheduled hearing.

(C) At any time before the hearing begins, the appellant may move, orally or in writing, to disqualify an Appeals Board member from participating. The challenged member shall be disqualified if the remaining members find by a majority that a fair and impartial hearing cannot be had because of the challenged member's bias or conflict of interest, and the remaining members shall proceed with the appeal. If more than two members are disqualified, the Yuba County Board of Supervisors shall appoint temporary replacements who have the same general qualifications as the disqualified members. The replacements shall hear only the appeal for which they are appointed.

(D) The Appeals Board shall not hear an appeal unless at least three members are present. After the hearing, the Appeals Board shall do one or more of the following: affirm the action under appeal, in whole or in part; reverse the action under appeal, in whole or in part; or modify the action under appeal, in whole or in part. Any action by the Appeals Board shall be by vote of at least a majority of the members who hear the appeal.

(E) The Appeals Board shall prepare a written decision, which shall include findings of fact, and shall provide both the Director of the Yuba County Environmental Health Department and appellant with a copy of the decision within 20 calendar days after the hearing.

(F) The Director of the Yuba County Environmental Health Department shall serve ex officio as secretary of the Appeals Board.

(G) The Appeals Board may, at their discretion, visit the site for the proposed septic system before rendering its decision.


(5) All decisions by the Appeals Board are final. There is no right of appeal to the Yuba County Board of Supervisors.

(6) The Appeals Board shall not waive the requirements of this chapter or, of any properly issued regulations if such waiver would result in a violation of mandatory state laws or regulations.

(7) When hearing and deciding an appeal, the Appeals Board shall give priority to protecting public health and the quality of ground and surface waters within the County. (#1163, #1405)

DRAFT

ON-SITE SEWAGE MANUAL



YUBA COUNTY ENVIRONMENTAL HEALTH

Table Of Contents

Chapter 1. Introduction and Organization of Manual	4
Chapter 2. Site Evaluation Requirements	5
Chapter 3. Septic Permit Requirements	8
Chapter 4. The Issued Permit	11
Chapter 5. System Inspections	13
Chapter 6. System Repairs, Modifications, or Expansions	14
Chapter 7. Authorization Notice	16
Chapter 8. Standard System Requirements	17
Chapter 9. Alternative System Requirements	27
Chapter 10. Capping Fill System Requirements	30
Chapter 11. Pressurized Distribution System Requirements	32
Chapter 12. Pump System Requirements	37
Chapter 13. Deep Trench System Requirements	39
Chapter 14. Steep Slope System Requirements	40
Chapter 15. Intermittent Sand Filter System Requirements	42
Chapter 16. Mound System Requirements	43
Chapter 17. System Abandonment Requirements	44
Chapter 18. Holding Tank Requirements	46
Chapter 19. Vault Privy Requirements	48
Chapter 20. Portable Toilet Requirements	49
Chapter 21. Seepage Pit Requirements	50
Chapter 22. Cluster Systems	51
Chapter 23. Seasonal Wet Weather Testing	54

Chapter 24. Operation, Maintenance and Monitoring	55
Chapter 25. Experimental System Requirements	66
Chapter 26. Off-Site Sewage Easements	70
Chapter 27. Large System Requirements	71
Chapter 28. Septic Tank Materials and Construction	73
Chapter 29. Distribution Box Materials and Construction	76
Chapter 30. Diversion Valve Materials and Construction	77
Chapter 31. Dosing/Pump Tank Materials and Construction	78
Chapter 32. Effluent Pump, Control, and Alarm Materials And Construction	79
Chapter 33. Pipe Materials and Construction	80
Chapter 34. Vault Privy and Portable Toilet Materials and Construction	82
Chapter 35. Artificial Drain Design, Materials and Construction	84
Chapter 36. Tables	86
Chapter 37. Definitions of Terms	91
Chapter 38. Fees	93

This On-Site Sewage Manual (hereafter “Manual”) establishes technical and procedural requirements for on-site, subsurface sewage disposal. The Yuba County Environmental Health Department (hereafter, “Department”) is the agency responsible for the application of this Chapter.

The California Regional Water Quality Control Board (Central Valley Region) is the state agency responsible for the protection of ground and surface water quality. While the Department administers this Manual, the Regional Board retains the authority to issue permits for any discharge of waste that may affect water quality, including discharges from individual systems. The Regional Boards adopt “Basin Plans” to define beneficial uses of water, adopt water quality objectives, and provide guidelines to protect water quality.

This Manual, adopted by Yuba County Board of Supervisors Resolution in Month, Year, will be updated periodically and as required by the Yuba County Wastewater Advisory Committee and the Department, with updating Resolutions presented to the Board of Supervisors when changes have been made.

Every effort has been made to make this Manual user-friendly by the use of cross references throughout the document. As changes are made to the Manual, cross references throughout the Manual are also subject to change. Failure of a cross-reference to indicate the appropriate Chapter of requirements due to these changes does not void the applicability of the requirements.

Chapter 2. Site Evaluation Requirements

A. Review Department Records

In general, all Department property files are public information. You are encouraged to review the property file before you make an application for a site evaluation. An approved Site Evaluation Report is not required where soils testing was conducted prior to the adoption of this Manual and the Department determines that the data on record is adequate for design purpose.

B. Obtain a Consultant

Unless waived by the Department, it will be necessary for you to obtain the services of an approved consultant (Professional Engineer, Registered Geologist, or Registered Environmental Health Specialist) to conduct the site evaluation. The consultant will work with you and the Department, and assist you in making important decisions affecting your parcel. The consultant is the person that performs your percolation tests, examines your soil test pit, and prepares the site evaluation report.

C. Submit an Application and Pay the Required Fee

1. You must submit an application for a site evaluation to the Department and pay the required fee. The Yuba County Board of Supervisors sets the fees as part of the Consolidated Fee Ordinance, Chapter 13.
2. The application form for this service must be filled out completely by the owner or the owner's agent.
3. It is important that sufficient information be provided with the application. This must include:
 - a. An accurate location map. We must be able to find your property.
 - b. A legible copy of the Assessor's plat.
 - c. Additional information will be helpful. This could include: a copy of the survey map (if available), location of wells, streams, ponds, drainage ways, proposed house site, existing buildings, rock outcrops, easements, proposed driveways, and so forth.

D. Schedule the Site Evaluation

Your consultant will schedule an appointment with the Department to meet at your property to perform the soils tests. The "soils test pits" or "soil mantles" are excavations with a backhoe to examine the different soil layers. It is essential that the property boundaries are located and clearly identified.

E. Conduct the Site Evaluation

1. Your consultant, the backhoe and operator, and the Department representative will all meet at the property.

2. A minimum of three (3) soils test pits will be excavated in an area proposed for placing a system. In some cases, more soils test pits will be needed to find a suitable area for the sewage disposal system.
3. Along with the soils test pits, the overall site will be evaluated by the Department and your consultant for other considerations, such as slope, leaking irrigation ditches, setbacks, road cuts, etc. The Department will complete a report for each site evaluated after receiving and reviewing the consultant's site evaluation. The report will contain information that defines all areas tested, and comments on the ability to dispose of sewage.
4. All soils test pits must be protected to prevent people and animals from falling in. There are specific State laws, which also regulate this. For greatest safety, the soil test pits shall be backfilled upon completion of the evaluation. Where sufficient information is already available, the Department may waive the requirement for soils test pits.

F. Have Percolation Tests Performed

Percolation tests are typically required before a site evaluation report can be completed. Percolation tests must be done according to the requirements in this Manual.

G. Obtain a Site Evaluation Report

The primary purpose of the site evaluation is to determine whether or not a parcel can accommodate a system and what type of system standard or alternative may be approved. Your consultant will be responsible for performing all required testing. The Department's role is one of verification and to serve as a resource. This prudent system of "checks and balances" has proven to provide for the best possible project in compliance with the Yuba County On-Site Sewage Disposal Ordinance, Chapter 7.

If a suitable site is identified at the site evaluation, this will be confirmed in the Department's site approval report. It also helps preserve property rights by establishing a probable future sewage disposal site for setback considerations when improvements are proposed for neighboring properties, such as wells, ponds, etc. However, if the site evaluation does not identify a suitable area, the site evaluation and approval reports will not support the issuing of a sewage disposal system permit and will not protect the proposed area from improvements on neighboring properties.

1. Regardless of the outcome of the site evaluation, the consultant for the site must provide the Department a site evaluation report, including a scaled (1"= 50' minimum) site plan identifying the location and results of all soils testing performed. The soils test results provided must show the minimum information required on forms specified by the Department. For sites where a sewage disposal area is identified, the proposed system area and layout must also be shown.
2. A site approval report must be prepared by the Department before a sewage disposal system permit application can be accepted. (Exception: a site approval report is not required where soils testing was conducted prior to the adoption of this Manual and the Department

- finds that the site and prior test results are acceptable.) The site approval report is not a permit to install a system.
3. The site approval report will specify the type(s) of system(s), if any, that can be approved for a specific property. It will also note any specific limitations or conditions that may be part of an approval for a system..
 4. A site approval report is transferable and stays with the land records.
 5. An area approved for a system in a site approval report will be considered the same as an already installed system, for purposes of determining on-site or off-site setbacks. An owner may revoke a site approval report by written request to the Department and by establishing a new site.
 6. Future changes in laws governing sewage disposal systems may require a modification to the site approval report.
 7. The site approval report and approval for a sewage disposal area are based upon property conditions at the date of the report. Changes made to the property may render that area unacceptable. Examples of types of changes include: grading, cuts and fills, new buildings, wells, ponds, etc. Owners must take care not to encumber or alter the approved area in a manner that affects the future system.

Chapter 3. Septic Permit Requirements

A. Permit Required

A sewage disposal system permit is needed in order for any person to install, replace/repair (except as provided for in Article 8.24.080), abandon, or change a system. This applies whether you are an owner, tenant, contractor, company or public agency. A septic permit is valid for two (2) years from the date it is issued. It may be renewed under procedures described in Chapter 4.

B. Site Approval Report Required

A site approval report must be on file at the Department before a sewage disposal system permit application for a new installation can be submitted. (Exception: A site approval report is not required where soils testing was conducted prior to the adoption of this Chapter and the Department finds that the site and prior test results are acceptable.) In general, all of the Department's property files are public information, and you are encouraged to review your property's file before you make an application.

C. Sewage Disposal System Permit Application

The owner or the owner's authorized representative must fill out the application for the permit. The application must be filled out completely. You can obtain an application for a sewage disposal system permit (hereafter "Permit") at the Department offices or on the Yuba County website (www.co.yuba.ca.us).

D. Apply for the Sewage Disposal System Permit and pay the required fee

Make sure your application is complete, and that a site approval report prepared by the Department is in the Department's file. (Exception: a site approval report is not required where soils testing was conducted prior to the adoption of this Chapter and the Department finds that the site and prior test results are acceptable.) You must pay a permit fee when you make your application. The permit fee varies with the type of permit, and the Yuba County Ordinance, Chapter 13 determines the fee amount. A complete application includes, at a minimum:

1. A good location map with clear instructions on how to find the property (conditions may have changed since the site evaluation).
2. Two (2) copies of a site development plan drawn to scale. Scale must be a minimum of one (1) inch equals fifty (50) feet. An example of a site development plan is available from the Department. The plan must be drawn so that it is clear and readable. Include the following information on your plans:
 - a. Street address and Assessor's Parcel Number;
 - b. Property boundaries, dimensions and a North arrow;

- c. All existing and proposed structures/improvements (e.g. houses, barns, wells, driveways, water lines, etc.);
 - d. Any physical features, including rock outcrops, creeks, ponds, drainage courses, cuts, fill areas, springs and similar;
 - e. Any easements, including, but not limited to, roads, water lines, NID, PCWA, power;
 - f. Accurate location of all soils testing (soil mantles and percolation tests) done on the property, with numbering to correspond with the site approval report;
 - g. Exact location and layout of the proposed system, including any septic tank, pump tank (if applicable), secondary treatment unit (if applicable), distribution system, leach field, and 100% replacement area;
3. If it is an alternative or experimental system, include the following:
- a. The consultant's system design work & calculations;
 - b. Two (2) copies of a site development plan with the consultant's wet stamp (original) and signature;
 - c. Certification from the engineer;
 - d. Acknowledgement of system type and the requirements of that system; and
 - e. Right of entry agreement with the County, notarized and recorded.

E. Permit to be Acted Upon

The Department will either: issue, conditionally approve, or deny the permit application within twenty (20) working days after receipt of your completed application.

Every effort is made to ensure that your permit application is reviewed and approved quickly. However, certain situations may result in delays or denial of a permit application, renewal, or transfer. These include:

1. The application is incomplete or contains incorrect information.
2. The proposed system would be in conflict with this Manual or those of another County, State or Federal agency.
3. The proposed system is significantly different from what was approved in the site approval report.
4. The proposed system location has been modified or encumbered.
5. A public sewer system is available as follows:

- a. For existing parcels, the sewer connection point is within two hundred (200) feet of the proposed building, as measured in a straight line; or
- b. For Parcel Maps the sewer connection point is within six hundred (600) feet of any boundary of the property, as measured in a straight line. For commercial projects and final maps the distance requirement will be evaluated on a case-by-case basis.
- c. The public sewer connection can be legally and physically achieved.

If your permit is denied for any reason, the Department will notify you in writing.

DRAFT

Chapter 4. The Issued Permit

Your permit will be issued with certain conditions. These are tailored to your specific parcel circumstances and type of system to be installed. It is important that the person working on your system has a copy of the approved permit and plans. The conditions of your permit ensure that your system is installed properly. In order to facilitate proper installation the following shall be adhered to:

A. The system must be installed according to the permit conditions. Specific conditions of operation and maintenance issued for your septic permit will remain in effect for the life of the system, unless otherwise specified in the permit.

B. The person who works on your system must be a licensed contractor or the property owner.

C. A copy of your approved permit and plans must be at the job site once the work begins and until the final inspection and approval of the work.

D. Your permit is valid for two (2) years from the date it is issued. It may be renewed or transferred by following these procedures:

1. Permit Renewal

a. Your permit may be renewed, prior to expiration, for a maximum of two (2) additional years, 1 year at a time. A renewal fee will be assessed. If your permit has expired; a new application and fee are required.

b. In order to renew your permit, you must make a written request to the Department.

c. A permit considered for renewal may require review to ensure that there have not been significant changes in technology or knowledge that affect the design of the system. In some cases, the consultant may be required to review their design.

d. A renewed permit expires when four (4) years have elapsed from the date the permit was first issued. Any further review requires a new permit application and fee to be paid.

2. Reevaluation of Expired Permits - An expired permit is no longer valid. In order to obtain a new permit, a new fee and application are required. When the Department performs an evaluation of your expired permit, consideration is given to the following:

a. A recent history of system failures in the area.

b. The proposed type of system has a history of problems, and/or is no longer approved for use.

c. The Department was not present for the original soil testing, or there is new information about soils in the area.

A permit issued in this circumstance is considered a new permit.

3. Permit Transfer - A new owner must make a written request for transfer of the permit upon the change of ownership. Expired permits are non-transferable.

E. If you propose a change to the septic permit (e.g., adding bedrooms, different type of system, new system location, etc.), an additional review fee and new permit conditions may be required.

F. At times it may be necessary to revise a system design. Either the consultant or the Department may require this due to changes in technology or new information about a particular type of system. This may require the Department to revise the existing permit requirements and/or conditions.

DRAFT

Chapter 5. System Inspections

Be sure to follow the permit conditions and requirements closely. For approved permit designs that require the consultant and the Department to inspect the system, make certain that you coordinate the inspections so that the consultant and the Department will both be present. This is especially important for such inspections as operations or “squirt” tests. Clear communication with your system installer, consultant and the Department is vital

A. Inspections of the system are required. Unless waived by the Department, an onsite preconstruction meeting is required. The Department may waive any required inspection with sufficient justification.

B. The system must be installed as required by this Manual and any permit conditions. Make sure the installer has a copy of the approved permit and plans. Any changes to the permit or plans must first be approved by the Department and the consultant.

C. A request for an inspection must be made to the Department twenty-four (24) hours prior to the date the inspection is wanted. Incorrect or incomplete inspection request information may delay your inspection.

D. The system must be ready for the type of inspection you are requesting. All necessary components must be installed and functioning. If extra inspections are needed, an additional inspection fee will be charged.

E. An accurate "as-built" or record drawing of the complete installed system must be provided to the inspector at the time of final inspection. The Department will provide an "as-built" drawing form with your permit that can be used to meet this requirement. The “as-built” map should be no larger than 11”x17”.

F. Following the inspection, the Department will provide you with a written record of inspection(s) made of the system. The record will indicate if any further work or action is required. The system may only be backfilled (covered) with written approval from the Department. For work that is not approved, a correction notice will be provided that specifies the changes to be made.

G. When a consultant's inspection is required, they must provide the Department with written certification. A certification form will be provided to the engineer by the Department. This is required before a permit can receive final approval.

H. Systems must be backfilled within ten (10) days of written approval for backfill from the Department and the consultant (if required), or as specified by the approved design. In any case, the system must be protected from damage caused by weather, earth-moving, or other causes, and must not pose a public health and safety hazard. Adequate erosion control measures must be in place in accordance with applicable requirements of other county regulations.

I. The Department will issue a Certificate of Satisfactory Completion for the system upon acceptable completion of the requirements of the permit and this Manual.

DRAFT

Chapter 6. System Repairs, Modifications, Or Expansions

A. Permit Required

A system permit is required for you to change, repair, or increase the sewage flow to your existing system. However, a permit is not required for servicing or replacing installed mechanical or electrical parts of the system. This would include such items as: float switches, pumps, electrical box, sanitary tee in the septic tank, minor structural corrections to the tank. Replacement or addition of a septic tank, distribution box, sewage transport line or leach field does require a sewage disposal system permit.

B. Obtain a Site Evaluation

For certain types of changes or repairs to your system, a site evaluation may be required, as described in Chapter 2. For purposes of this Chapter the Department may waive the requirement of a consultant for the site evaluation. Examples of situations that may require a site evaluation include: a failing system, adding a bedroom to your house, and relocating your system.

C. Make Your Permit Application

The process for applying for this type of permit is similar to the procedure described in Chapter 3. A permit will be issued if the requirements can be met, there is an approved site approval report (if applicable), and the proposed system will not create a public health hazard or degrade or pollute protected waters.

D. Special Considerations for System Repairs

A failing system creates a public health hazard and/or can pollute water.

1. A failing system:

- a. A failing system must be immediately repaired, or its use immediately discontinued. The Department will require temporary measures to eliminate a public health hazard.
- b. If an immediate repair cannot be accomplished, the Department may allow a delay in making the repair. In this case, a Notice of Violation will be issued and the Department will specify temporary measures required to eliminate the immediate public health hazard or pollution of protected waters.

2. Replacing the system

- a. If the site does not meet the requirements for a standard system, the Department may approve a permit for an alternative system so long as those requirements can be met. The replaced system must be abandoned as described in Chapter 17.
- b. If the site does not meet the requirements for a standard or alternative system, the Department may approve a permit for an experimental system or other repair in order to eliminate a health hazard.

c. Where no type of system can be approved, the system must be abandoned as described in Chapter 17.

E. Obtain a Certificate of Satisfactory Completion

The Department will issue a Certificate of Satisfactory Completion for the system upon acceptable completion of the requirements of the permit and this Manual.

DRAFT

Chapter 7. Authorization Notice

A. General Statement

An authorization notice is the administrative approval which allows an increase in sewage flows, a substitution of one structure for another, or a change in use for an existing, previously approved onsite sewage system.

B. How to Apply

1. Submit a detailed, scaled plot plan of your property showing at least the following:
 - a. The lot boundary locations and dimensions with a north arrow.
 - b. The existing structures, septic systems, water wells, and the 100% repair area of the leach field.
2. Complete an application for a Septic Authorization Notice and pay applicable fees.

C. Submit a septic tank pumpers report indicating tank capacity, and that the septic tank has been pumped within the previous 3 years and is structurally and functionally adequate.

The Department reserves the right to require any soils testing deemed necessary in order to make the finding that the system is functioning adequately and/or that there is available suitable soils for a repair system.

Chapter 8. Standard System Requirements

A. General Statement

A standard system is a system consisting of a septic tank, distribution unit and gravity-flow disposal field constructed with a minimum of twelve (12) inches of filter material below a minimum three (3) inch diameter distribution pipe, and maintaining not less than five (5) feet of effective soil depth below the bottom of the trench.

B. Criteria for Approval

In order to be approved for a Standard System, each site must meet the applicable requirements of Yuba County Code, Chapter, 7, Article X.XX, and all of the following:

1. Effective soil depth shall extend a minimum of seven (7) feet in the disposal area and replacement area and shall extend a minimum of five (5) feet below proposed disposal trench bottoms;
2. Groundwater is not present for at least five feet below the proposed disposal trench bottoms;
3. Soils in the proposed disposal area and replacement area are either sandy loam, sandy clay loam, sandy clay, loam, non-expansive clay, silt loam, or clay loam, and the design percolation rate is six (6) to sixty (60) minutes per inch;
4. The slope shall not exceed thirty (30) percent within the disposal area and replacement area;
5. A minimum one hundred (100) percent replacement area shall be available;
6. The site has not been filled or the soil has not been modified in a way that would adversely affect functioning of the system;
7. The site shall not be on an unstable landform, where operation of the system may be adversely affected;
8. The site of the disposal area and replacement area shall not be covered by asphalt or concrete, or subject to the activity associated with vehicular traffic, corrals, pens, arenas or other concentrations of livestock, or other activity which would adversely affect the soil or integrity of the system;
9. The site of the disposal area and replacement area shall not be subjected to excessive saturation due to, but not limited to, artificial drainage, driveways, road and roof drains;
10. Setback criteria in Table 1 (contained in Chapter 36) can be met;
11. An artificial drain may be required to intercept and/or drain water from a disposal area; however, it may be required to demonstrate that the site can be dewatered prior to issuing a permit. Where required, artificial drains are an integral part of the system, but do not need to

meet setback requirements to property lines, streams, lakes, ponds or other surface water bodies. However, artificial drains shall meet the setback requirements to systems as specified in Table 1 (contained in Chapter 36). Artificial drains shall be designed by a consultant and meet the other requirements of Chapter 35.

C. Site Evaluation Report Requirements

The consultant must submit a site evaluation report including the following information to the Department in order for the Department to prepare a site evaluation report as detailed in Chapter 2. Soil properties must be described using the classes defined in this Handbook, or using standard USDA–Natural Resources Conservation Service terminology as defined in “Soil Survey Manual, Agricultural Handbook No. 18, 1993”. The site evaluation report must include the following information:

1. A scaled site map showing the location and identification of all soil test pits and percolation test holes. The map must include a North arrow, the percent and direction of slope in the area tested, and site features, which affect the location of a system. The scaled site plan must be stamped and signed by the qualified consultant. The boundaries of the proposed sewage disposal area must be shown on this map.
2. The soil description for each soil test pit. Every soil test pit must be described, even if the test shows unsuitable soil or is located in an area that will not be used. Each soil test pit description must include the following information:
 - a. Slope—percent and direction.
 - b. Effective soil depth.
 - c. Depth to groundwater (if observed).
 - d. Description of each soil horizon (layer) described, which shall include the following characterization, using the terminology indicated (where provided):
 - i. Depth of horizon.
 - ii. Soil texture—sand, loamy sand, sandy loam, sandy clay, sandy clay loam, loam, clay, clay loam, silty clay, silty clay loam, silt loam, silt.
 - iii. Soil rock fragment content in percent by volume.
 - iv. Soil color (moist) using the Munsell Soil Color Chart or other Department approved color chart.
 - v. Redoxymorphic features (if present)—otherwise known as mottling.
 - vi. Soil structure—granular, platy, or blocky; fine, medium, or coarse; structureless—single grain, or massive.

- vii. Soil pores—few, common, or many; fine, medium, or coarse.
 - viii. Soil consistence—loose, very friable, friable, firm, very firm, extremely firm, or solid.
 - ix. Soil plasticity—non-plastic, slightly-plastic, plastic, or very-plastic.
 - x. Soil stickiness—non-sticky, slightly-sticky, sticky, or very-sticky.
 - xi. Soil roots—none, few, common, or many; very fine, fine, medium, or coarse.
 - xii. Soil horizon boundary—smooth, wavy, irregular, or broken; abrupt, clear, gradual, or distinct.
 - xiii. Soil moisture—dry, damp, moist, saturated, or seepage.
- 3. The percolation data sheet(s), correction factor calculation, and average percolation rate. Or, the soil type(s) utilized for determining the sizing if percolation tests were not used for sizing.
 - 4. The proposed type of system (e.g., Standard, Capping Fill, Pressurized Distribution, Pump, Deep Trench, Seepage Pit, Steep Slope, Intermittent Sand Filter, Mound, or Experimental/Alternative System) and location with respect to specific soil test pit locations.
 - 5. The business name, address and telephone number of the consultant.
 - 6. The date that the testing was conducted.
 - 7. License or registration number or seal/stamp with signature.

D. Criteria for System Sizing

- 1. Single-family dwellings. Systems serving single-family dwellings shall be sized at minimum Three hundred (300) gallons per day (gpd) projected daily sewage flow. For structures larger than 2 bedrooms projected daily sewage flow shall be calculated at seventy-five (75) gallons per day per bedroom for every bedroom over 2.
- 2. For dwellings with large square footage as compared to the number of bedrooms, the following flow rates shall be used at a minimum:

Square footage	
2000-2499	375 gpd
2500-2999	450 gpd
≥3000	525 gpd

- 3. Disposal trench sizing for single-family dwellings and commercial facilities. The effective absorption area required shall be based upon the projected daily sewage flow and one of the following:

a. Rate of sewage application based on soil group in chart below.

Soil Group	Rate of Sewage Application
A* – sand, loamy coarse sand	1.2 gpd/ft ²
B – loamy sand	0.8 gpd/ft ²
C – sandy loam	0.6 gpd/ft ²
D – sandy clay loam, porous silt loam, clay loam, non-expansive clay	0.45 gpd/ft ²
E* – sandy clay, silty clay, silty clay loam	0.2 gpd/ft ²

*Soil Groups A and E are not suitable for a standard system.

b. Effective absorption area required, when given the design percolation rate, shall be calculated using the following formulas:

i. For gravity-fed trenches: $3.5/\sqrt{t}$

ii. For pressure-distribution trenches*: $5/\sqrt{t}$

Where “t” is the percolation rate in minutes per inch. Percolation rates of less than six (6) minutes per inch (mpi) and greater than sixty (60) mpi, are unsuitable for a standard system.

*Note: When a pressure-distribution trench is utilized, the sewage disposal system is an alternative system, as described in Chapter 9.

4. When sizing by soil group and more than one soil group is encountered within a soil profile, disposal trench sizing shall be based on the most restrictive soil group encountered within thirty-six (36) inches from the bottom of the disposal trench.

5. When sizing by percolation rate and more than one soil group is encountered within a soil profile, disposal trench sizing shall consider the soil characteristics within thirty-six (36) inches from the bottom of the disposal trench, and may require percolation tests in deeper soil layers.

6. For calculating the required lineal feet of the disposal field, the trench bottom area shall be considered. In certain situations the Director may allow for additional sidewall credit to be given.

E. Percolation Test Requirements and Procedures

1. General requirements

- a. Percolation testing shall be required when it is determined by the Department that such testing, when coupled with soil test pit evaluations, is necessary to aid in system sizing and design.
- b. All percolation tests shall be conducted in accordance with the procedures outlined in this Chapter, or as otherwise approved by the Department.
- c. Percolation tests are required as part of the site evaluation process for the creation of new lots and parcels.

2. Test hole preparation requirements

- a. Unless otherwise indicated by the Department, there shall be a minimum of six (6) percolation test holes when the disposal area and replacement area are close (as determined by the Department); more may be required when the areas are separate (as determined by the Department). Additional test holes may be required by the Department to completely identify a suitable area.
- b. Unless otherwise approved by the Department, the bottom depth of three (3) of the percolation test holes shall be equal to the proposed disposal trench bottom depth. For the remaining 3 test holes, the bottom depth shall be at eighteen inches (18") below the proposed trench depth. A posthole digger or manual auger shall dig the test section (bottom 8 inches) of the test hole.
- c. Unless otherwise approved by the Department, the diameter of the test hole shall be from six (6) to eight (8) inches.
- d. The test hole sidewall in the test section should be roughened to remove any smearing or compaction caused by the hole excavation process. All loose soil shall be removed and two (2) inches of pea gravel or other material approved by the Department shall be placed in the bottom of the hole. In order to prevent silting of the bottom of the hole and sidewall cave-in, a sidewall gravel pack is to be used in accordance with the chart in this Chapter. Two methods for retaining the sidewall gravel pack are:
 - i. One eighth (1/8) inch mesh galvanized hardware cloth rolled into a cylinder at least twelve (12) inches long;
 - ii. Perforated plastic pipe in twelve (12) inches (or longer) sections.

3. Presoak requirement

The hole shall be filled with clean water to a minimum depth of twelve (12) inches above the base of the hole. The presoak shall be maintained for a minimum of twelve (12) hours.

4. Test measurement requirements

- a. Percolation tests shall be measured to the nearest 1/16th inch from a fixed point.
- b. The percolation test shall begin within four (4) hours following completion of the presoak. Adjust the water level to six (6) inches over the pea gravel bottom and begin the test. This may require adding or removing water to adjust the level.
- c. Readings shall be taken at thirty (30) minute intervals. Refill as necessary to maintain five (5) to six (6) inches of water over the pea gravel bottom at each interval. Readings shall be taken until two consecutive readings do not vary by more than ten percent per reading, with a minimum of three (3) readings. The last thirty (30) minute interval is used to compute the percolation rate. If four (4) inches or more of water seeps from the hole during the thirty (30) minute interval, readings may be taken at ten (10) minute intervals. Readings shall be taken until two (2) consecutive readings do not vary by more than ten percent per reading with a minimum of three (3) readings. The last ten (10) minute interval is used to compute the percolation rate.

5. Test rate determination

The following chart provides a correction factor to determine the corrected percolation rate:

Hole diameter	Gravel thickness (annular space)	Correction factor
6"	1"	1.59
6"	1/2"	1.27
8"	1"	1.14
7"	1/2"	1.04

Calculation:

Standard percolation value (minutes per inch) =

Test percolation value (minutes per inch) X (correction factor)

Example: A six (6) inch hole is used with a one (1) inch gravel pack. The test percolation value is 25 mpi.

$$25 \text{ mpi} (1.59) = 40 \text{ mpi}$$

40 mpi is the standard percolation value for that test hole and will be used in combination with other test hole results when designing the system. The mean percolation rate calculated from all

test hole results accepted by the Department shall be the final percolation rate (design percolation rate) assigned for sizing the system.

F. Building Sewer Design, Materials, and Construction Requirements

The building sewer shall be constructed with materials in conformance with building sewer standards identified in the California Plumbing Code. The building sewer pipe shall have a minimum diameter of three (3) inches. Inspections regarding building sewer connection to septic tank shall be performed by the Yuba County Building Department.

G. Septic Tank Design, Materials, and Construction Requirements

1. Materials and construction shall be in accordance with Chapter 28.
2. The minimum liquid capacity of any septic tank installed shall be one thousand (1000) gallons.
3. Septic tanks to serve single-family dwellings shall be sized on the number of bedrooms in the dwelling, as follows:

1 to 3 bedrooms -----1000 gallons

4 to 6 bedrooms -----1500 gallons

For each additional bedroom over 6, add 150 gallons.

H. Effluent Sewer Design, Materials and Requirements

The effluent sewer (pipe) shall extend at least five (5) feet beyond the septic tank before connecting to the distribution unit. It shall be installed with a minimum fall of four (4) inches per one hundred (100) feet, but in no instance shall there be less than two (2) inches of fall from one end of the pipe to the other. For installations where more than one (1) disposal trench is utilized with serial distribution, there shall be a minimum of four (4) inches elevation drop from the invert of the septic tank outlet to the invert of the disposal field distribution unit. When connecting a three (3) inch pipe to a four (4) inch pipe, they shall be joined by a fitting that provides a water-tight seal. The effluent sewer pipe materials and construction shall be in conformance with this Chapter.

I. Distribution Box and Diversion Valve Design, Materials, and Construction Requirements

Distribution box and diversion valve design, materials, and construction shall meet the minimum standards set forth in Chapters 29 and 30.

J. Tightline (Header) Pipe Design, Materials, and Construction Requirements

1. Unless otherwise approved, the tightline pipe materials and construction shall at minimum, meet the standards set forth in Chapter 33.
2. The pipe shall be watertight, have a minimum diameter of three (3) inches, and be bedded on undisturbed earth.

K. Disposal Trench Design, Materials, and Construction Requirements

1. Disposal trenches shall be constructed in accordance with the standards contained in the following table, unless otherwise specified.

- a. Length maximum: 100 feet

- b. Bottom width minimum: 24 inches

- Bottom width maximum: 36 inches

- c. Depth minimum: 24 inches

- Depth maximum: 30 inches

- d. Minimum distance of undisturbed soil between disposal trenches (sidewall-to-sidewall) shall be six (6) feet.

2. Disposal trench sizing methods and calculations shall be in accordance with this Chapter.

3. Filter material shall extend the full width and length of the disposal trench to a depth of not less than twelve (12) inches. There shall be at least twelve (12) inches of filter material under the distribution pipe and at least two (2) inches over the distribution pipe.

4. A soil barrier shall be placed on top of the filter material to exclude fines from the filter material. The barrier shall consist of suitable filter fabric, 4-inches of straw, or untreated building paper.

5. There shall be a minimum of twelve (12) inches of backfill over the filter material.

6. Gravelless trench construction may be utilized instead of filter material in disposal trench. The design, manufacturing and materials used shall be durable and acceptable to the Department. Sizing for the gravelless disposal trench shall be in accordance with the latest Department policy for gravelless trench sizing. The policy shall be updated and maintained as new information becomes available for this technology, with input provided from the Sewage Advisory Committee.

L. Distribution Pipe Design, Materials, and Construction Requirements

1. Unless otherwise approved, distribution pipe materials and construction shall meet the minimum standards set forth in Chapter 33.

2. The distribution pipes shall have a minimum diameter of three (3) inches.
3. All perforated pipe shall be installed with centerline markings up.

M. Installation Requirements

1. Septic tanks shall be installed on a level, stable base.
2. Septic tanks located in high groundwater areas shall be weighted or provided with an anti-buoyancy device to prevent flotation.
3. All septic tanks shall be installed with watertight risers extending to the ground surface or above. Construction and materials specifications for risers shall be in accordance with Chapter 28.
4. Septic tanks shall be installed in a location that provides access for servicing and pumping.
5. Systems shall not be installed when moist or wet conditions cause trench sidewall or bottom area degradation of soil structure and porosity (which frequently appears as smearing and compaction).
6. The bottom of the disposal trench shall be level to within a tolerance of two (2) inches in 100-feet.
7. Each disposal trench shall have distribution piping that is centered in the trench and laid level to within a tolerance of two (2) inches in 100-feet.
8. Disposal trenches shall be installed on contour.
9. Prior to backfilling the trench, the filter material shall be covered with soil barrier.
10. Backfill shall be carefully placed to prevent damage to the system.
11. Backfill shall be native soil free of large stones, frozen clumps of earth, masonry, stumps, waste construction materials, or other materials that could damage the system.
12. All distribution boxes shall be level, bedded on undisturbed soil, aggregate with a minimum of 90% compaction, or concrete.
13. Monitoring wells, of a design approved by the Department, shall be installed at the ends of the disposal trenches.
14. The system shall be installed as specified in the approved permit.
15. Adequate erosion control measures shall be utilized at all times in conformance with applicable county regulation.

N. Required Inspections

All portions of the system are subject to inspection and verification prior to covering. The system shall be inspected for conformance with the permit requirements, including all applicable setbacks. The portions normally inspected include:

1. The building sewer entering the septic tank.
2. The septic tank, including access into any manhole covers.
3. The effluent sewer, distribution unit, and absorption facility.

Other portions of the system may be inspected as required by the permit or if deemed necessary by the Department to determine compliance with the regulations. Additional inspection and Certificate of Satisfactory Completion requirements are specified in Chapter 6.

O. Large System Requirement

Systems with a projected daily sewage flow greater than two thousand five hundred (2,500) gallons shall be designed in accordance with the requirements set forth in Chapter 27.

DRAFT

Chapter 9. Alternative System Requirements

A. Definition of Alternative System

An alternative system is any onsite sewage system consisting of treatment and/or disposal components other than a standard system, which the Department may determine meets the requirements of this Article for a renewable operating permit. Alternative systems may include but are not limited to: pressure-distribution, deep trench systems, curtain drains, sand filters (or other pretreatment systems that have passed the experimental stage), mounds, large systems, or seepage pits.

B. Provisions

Unless otherwise indicated in specific alternative system sections or by the Department, all provisions pertaining to the site evaluation criteria; design (including sizing), installation, construction, and maintenance of standard systems, shall apply to alternative systems.

C. Criteria for System Sizing

The sizing criteria for standard systems shall apply to alternative systems except as otherwise specified in this Chapter.

1. A design percolation rate less than 6 mpi or greater than 60 mpi shall utilize pressure distribution as the means of distribution in the disposal field, consistent with the requirements of Chapter 11.
2. Any proposed design utilizing soil types "A" or "E" shall utilize pressure distribution as the means of distribution in the disposal field, consistent with the requirements of Chapter 11.

D. Alternative Systems in Lieu of Standard Systems

Alternative systems shall not be used in lieu of a standard system when a proposed site can meet the requirements for installation of a standard system.

EXCEPTION. Pressurized distribution may be used in any circumstance where this method of effluent distribution is desired. Deep trench systems may be used as provided in Chapter 13.

E. Periodic Inspection of Installed Systems

Where required by rule, regulation, or State guideline, periodic inspection of installed alternative systems shall be required and/or performed by the Department or a certified service provider. An inspection fee may be charged.

The Department or service provider shall prepare a report of each inspection. The report shall list system deficiencies and a correction report shall be provided promptly to the system owner and the Department. Necessary follow-up inspections shall be scheduled. Reports are to be submitted to the Department within 30 days following the inspection. Reports of failed systems or systems with serious

malfunctions shall be reported within 24 hours of the malfunction. Reports of follow up inspections must also be submitted.

F. Commercial Facilities

Projected daily flows for commercial facilities shall be estimated using Table 2 Design Flows (contained in Chapter 36). The Department may approve, on a case-by-case basis, metered water use data, or other supporting data in lieu of the estimated sewage flows set forth in Table 2.

G. Commercial Facilities That Prepare Foods

Commercial Facilities that prepare foods, (e.g., kitchens, restaurants) shall install a grease trap or interceptor pursuant to the requirements of the most recently adopted edition of the California Plumbing Code and amendments thereto, and the requirements of the Yuba County Building Department, including a permit if required by that department or by the Department.

H. Consultant Inspections

Unless otherwise indicated in a specific section of this Manual, all alternative systems shall be designed and installed under the inspection and approval of a qualified consultant and the Department. A consultant shall submit written certification (form available at the Department) that the system has been installed in accordance with the approved construction/design plan and permit conditions. The Department shall not accept a system as final for any system installation until certification of the installation is received from the consultant. The consultant shall provide the owner with a maintenance manual that outlines the operation of the system, including the owner's responsibilities for maintaining the system.

I. Systems Approved for the Creation of Lots, or Other Building Sites

Alternative systems approved for the creation of lots, parcels and additional building sites shall demonstrate a minimum usable sewage disposal area (MUSDA) in accordance with the chart in Article 8.24.070.

J. Inspection Risers

Inspection risers shall be installed at the ends of the disposal trenches.

K. Septic Tank Sizing for Commercial Facilities

1. For projected daily sewage flows up to fifteen hundred (1500) gallons, the septic tank shall have a liquid capacity equal to at least one and one-half (1-1/2) days sewage flow, or one thousand (1,000) gallons, whichever is greater.
2. For projected daily sewage flows greater than fifteen hundred (1500) gallons, the septic tank shall have a liquid capacity equal to one thousand two hundred (1,200) gallons plus seventy-five (75) percent of the projected daily sewage flow.

3. Additional volume may be required by the Department for special circumstances.
4. The quantity of daily sewage flow shall be estimated in gallons per day using Table 2 - Quantities of Sewage Flow (contained in Chapter 36). The Department may approve, for other than single-family dwellings, data from reliable (as determined by the Department) metered water use data in lieu of the estimated sewage flows set forth in Table 2.

L. Permit Application and Construction/Design Plan Requirements

An application for a permit shall be made in accordance with the procedure and requirements of Chapter 3 and include a construction schedule, (including critical points during construction at which time inspections shall be made by the consultant).

DRAFT

Chapter 10. Capping Fill System Requirements

A. General Statement

A capping fill system is a alternative system where the disposal trench effective sidewall is installed a minimum of twelve (12) inches into natural soil (gravity trench) or a minimum of nine (9) inches into natural soil (pressure trench) below a soil cap of specified depth and texture. The shallow construction of the system allows for installation where fractured bedrock, a limiting layer or groundwater is closer to ground surface. This Chapter describes the requirements for gravity-fed capping fill systems. Pressure-dosed capping fill systems shall meet the requirements of this Chapter as well as Chapter 11.

B. Criteria for Approval

In order to be approved for a capping fill system, each site must meet all of the following conditions:

1. The slope shall not exceed twenty (20) percent in the disposal area and replacement area.
2. Unless otherwise approved by the Department, the effective soil depth shall extend a minimum of five (5) feet below the bottom of the disposal trench. Effective soil depth requirements may vary with pre-treatment systems used in conjunction with a capping fill.

C. Design Criteria

Unless otherwise specified, the system shall be designed in accordance with the provisions of Chapter 8 standard systems.

1. Disposal trenches: Depth: 12 inches minimum and 18 inches maximum
Width: 24 inches minimum and 36 inches maximum
2. Cap depth: 12 inches (after settling)

D. Installation Requirements

Unless otherwise required by the Department, the installation shall meet the installation and construction requirements of Chapter 8 and the following:

1. The soil to be used for the cap may be examined and shall be approved by the Department and consultant prior to placement.
2. The disposal area shall have the vegetation removed and shall be scarified, parallel to contours, no deeper than six (6) inches.
3. Soil cap shall extend a minimum of ten (10) feet beyond the exterior trench side-wall and tapering with a 4:1 slope to grade.
4. The site shall be landscaped for erosion control in accordance with the approved construction/design plan and permit requirements. Additionally, the site shall be protected from

the activity of vehicular traffic, corrals, horse arenas, stables, or other activities that could damage the system or the integrity of the soil.

E. Required Inspections

Inspection criteria and issuance of a Certificate of Satisfactory Completion shall be in conformance with Chapter 6.

1. The disposal area and fill material shall be inspected for scarification, soil texture, and moisture content.
2. Prior to backfill of the installed disposal system.
3. The final placement of the soil cap will be inspected.

F. Criteria for System Sizing

System sizing shall meet the minimum requirements of Chapter 8.

DRAFT

Chapter 11. Pressurized Distribution System Requirements

A. General Statement

Pressurized distribution refers to a method of distributing effluent evenly over the entire soil absorption area through a network of small diameter pipes under low pressure. This method may be an alternative for some sites to mitigate the limitations associated with soils with rapid permeability or slow permeability.

B. Criteria for Approval

Pressurized distribution systems shall meet the following requirements:

1. Pressurized distribution systems may be permitted on any site that meets the requirements for standard systems, or on sites approved for alternative systems. The pressurized distribution system shall meet all the applicable requirements for a system as stated in Chapter 11 unless otherwise specified.
2. There must be a minimum of four (4) feet of effective soil depth beneath the disposal trench bottom in both the proposed and the replacement disposal areas.
3. For existing lots or parcels, pressure distribution systems may be installed in soil Groups A, B, C, D, or E, as identified in Chapter 8, or percolation rates 1-240 minutes per inch.
4. For creating lots and parcels, pressure distribution systems may be installed in Soil Groups A, B, C, D, and E as identified in Chapter 8, or percolation rates 6-120 minutes per inch. Percolation rates of 1-5 minutes per inch require pre-treatment equivalent to an intermittent sand filter system.
5. System monitoring and inspections requirements in conformance with Chapter 24.

C. Design, Materials and Construction Requirements

1. General

- a. All materials used in pressurized systems shall be structurally sound, durable, and capable of withstanding normal stresses incidental to installation and operation.
- b. Nothing in these rules shall be construed to set aside applicable building, electrical, or other codes. An electrical permit and inspection from the local Administrative Authority shall be obtained if required for pump wiring installation.

2. Criteria for system sizing

The disposal area and septic tank capacity shall at a minimum meet the provisions of Chapter 8.

3. Pressurized distribution lateral requirements

Piping, valves and fittings for pressurized systems shall meet the following minimum requirements:

- a. All pressure transport, manifold, distribution lateral piping and fittings shall meet or exceed the requirements for Schedule 40 PVC pressure pipe as identified in ASTM Specification D1785 or other material approved by the Department.
- b. All pressure distribution laterals and fittings shall be adequately sized for the design flow.
- c. All pressure transport and manifold piping shall be adequately sized for the design flow.
- d. Pressure transport piping shall be uniformly supported along the trench bottom, and at the discretion of the Department, it shall be bedded in sand or other material approved by the Department;
- e. The ends of lateral piping shall have blow-off risers that accommodate threaded plugs or caps.
- f. All joints in the pressure distribution manifold, lateral piping, and fittings shall be solvent welded, using the appropriate solvent for the pipe material. Pressure transport piping may be solvent welded or rubber ring jointed;
- g. A gate valve or ball valve shall be placed on the pressure transport pipe, in or near the dosing tank, when required.
- h. A check valve shall be placed between the pump and the gate valve, when required. A check valve is not required if the pump has an internal check valve. All check valves and gate valves must be in accessible and protected locations for maintenance and repair.
- i. An anti-siphon valve shall be placed between the pump and leach field when the leach field is down slope of the pump.

4. Pump

The pump shall meet the minimum design, materials, and construction standards as outlined in Chapter 32.

5. Dosing tank design, materials and construction requirements

- a. Materials and construction for dosing tanks shall comply with the minimum standards in Chapter 31.

b. The capacity of the tank shall be sufficient to deliver the design dose and with an additional storage capacity of one day's design flow above the high level alarm. The liquid capacity shall be measured from the invert elevation of the inlet fitting, to the bottom of the tank.

c. Duplex alternating pumps may be required by the Department for some installations.(e.g., large systems approved for commercial facilities) .

d. The dose volume shall be calculated using the following minimum and maximum dosing range formulas:

$$V_{min} = V_s + 5V_l$$

$$V_{max} = V_s + 10V_l$$

Where:

V_{min} = Minimum volume of dose

V_{max} = Maximum volume of dose

V_s = Volume of supply line

V_l = Total volume of lateral lines

6. Disposal trench design, materials, and construction requirements

a. Unless otherwise allowed by the Department disposal trenches shall be constructed using the specifications for the standard disposal trench (Chapter 8), except for the following:

i. Pressure lateral piping shall have a minimum six (6) inches of filter material below, and not less than three inches of filter material above the piping; and

ii. Depth: minimum 11 inches

maximum 30 inches

iii. Bottom width: minimum 24 inches

maximum 36 inches

iv. Length: minimum 50 feet

maximum 100 feet

- b. The top of the filter material shall be covered with filter fabric or other material approved by the Department.
- c. A minimum of 2 inches of backfill is required over the filter fabric within the disposal trench.
- d. Inspection and blow-off risers shall be placed at the end of the pressure distribution lateral within the disposal trench.
- e. All orifices of pressure distribution laterals that face upward shall be covered with orifice shields to prevent soil washout.

D. Hydraulic Design Criteria

- 1. There shall be a minimum five (5) feet head at the orifice furthest from the manifold and no more than ten (10) percent head variation within a disposal trench.
- 2. Lateral piping shall have discharge orifices drilled up with 2 orifices per lateral drilled down for purposes of drainage, a minimum diameter of one-eighth (1/8) inch, and evenly spaced at a distance not greater than two (2) feet in coarse-textured soils or greater than six (6) feet in finer-textured soils.
- 3. The effect of back drainage of the total volume of effluent within the pressure distribution system shall be evaluated for its impact upon the dosing tank and system operation.

E. Installation Requirements

Installation standards of Chapter 8 shall apply, and:

- 1. The pressure distribution lateral laid within the center of the trench above the gravel shall be level to within two (2) inches in one hundred (100) feet;
- 2. Small earth berms may be required at specific intervals on trench bottoms at the discretion of the Department and/or design consultant, including but not limited to the ends of the trench adjacent to the manifold.
- 3. Each dosing tank shall be installed on a stable level base;
- 4. Each dosing tank shall be provided with a watertight riser extending to the ground surface or above, with a minimum inside horizontal measurement equal to or greater than the tank access manhole. The watertight riser shall meet the materials and construction provisions of Chapter 28.
- 5. Dosing tanks located in high groundwater areas shall be weighted or provided with an anti-buoyancy device to prevent flotation.

F. Sloping Site Requirements

1. Ball or Gate valves or flow restrictors shall be installed on each pressure distribution lateral to facilitate regulation of flow within the laterals.
2. Where the disposal field is located down-slope from the pump, an anti-siphon valve on the supply line to the trenches shall be installed in the dosing tank, above the high liquid level.

G. Required Inspections

Required inspections and issuance of a Certificate of Satisfactory Completion shall be in conformance with Chapter 6, and include the following:

1. A pre-construction meeting between the consultant and the installer; the department may require to be involved in certain cases.
2. Inspection of the dosing system components, e.g., the location of the pump, screen, floats, switches, alarms, and valves; and
3. Inspection of the pressure distribution system and verification of hydraulic head over the pressure distribution laterals (AKA, "squirt test"). Water and electricity must be available for this inspection. If this inspection is performed utilizing a temporary power supply (such as a generator), a final inspection conducted by either the consultant or the Department shall be made after connection to the permanent power supply, to verify the design head over the distribution system.
4. As approved by both the Department and design consultant a "modified squirt test" may be performed in order to allow the trench to be covered and to perform erosion control. This test will check squirt height at the distal end of the laterals with an orifice drilled cap on the lateral riser.

Chapter 12. Pump System Requirements

A. General Statement

A pump system is utilized to enable the installation of a disposal field upslope of the structure to be served. The effluent is not distributed to the disposal field under pressure, but by gravity flow following pumping to a higher elevation.

B. Criteria for Approval

The criteria for approval as outlined in Chapter 8 shall be met.

C. Criteria for System Sizing

System sizing shall meet the provisions of Chapter 8.

D. Pump Requirements

The pump shall meet the minimum design, materials, and construction specifications in Chapter 32. Additionally, pumps shall meet total head requirements of the site encompassing elevation head, friction head, and pressure head.

E. Pump Tank Requirements

1. The pump tank shall have capacity sufficient to deliver the design dose and have a minimum additional storage capacity above the high level alarm of one day's design flow.
2. The high water alarm shall activate immediately when the remaining pump tank storage volume is equal to the daily design flow capacity.
3. Each tank shall be installed on a stable level base.
4. Construction of the tank shall comply with the standards in Chapter 31.
5. Each pump tank shall be provided with a watertight riser extending to the ground surface or above, with a minimum inside horizontal measurement equal to or greater than the tank access manhole. Provision shall be made for securely fastening the manhole cover.
6. Pump tanks in high groundwater areas shall be weighted or provided with an anti-buoyancy device to prevent flotation.

F. Installation Requirements

Unless otherwise indicated on the permit, installation requirements shall be as specified in Chapter 31 and Chapter 32 (with application as a pump tank, not dosing tank).

G. Required Inspections

Inspection and issuance of the Certificate of Satisfactory Completion shall be in conformance with Chapter 8. Additionally, an inspection of the system components and pump function may be made.

H. Specialized Use of Pump with Pump Basin

1. A specialized purpose for use of a pump and pump basin to address the issue of plumbing elevation for a portion of a residence, or a remote bathroom for out-buildings, being too low in elevation relative to the septic tank to allow gravity flow to the septic tank.
2. The pump for such applications must be capable of pumping two (2) inch solids and pump directly into the building sewer entering the septic tank.
3. A pump basin with pump may be utilized under the following circumstances:
 - a. The wastewater does not originate from a kitchen, and
 - b. Any toilet being serviced, in the case of residential application, is not the sole toilet utilized by the residence, and
 - c. The pump and pump basins are permitted and inspected by the Environmental Health Department.

I. Specialized Use of Septic Tank Second Compartment as a Dosing Tank

1. When utilizing a remote bathroom, such as those in a barn or pool house, etc., the second compartment of a septic tank may be utilized as a dosing tank under the following circumstances:
 - a. A minimum one thousand five hundred (1,500) gallon septic tank will be used.
 - b. In no event, shall the liquid portion be drawn down to within twelve (12) inches of the "T" fitting or baffle slot in the common compartment wall.
 - c. The wastewater does not originate from a kitchen, and
 - d. Any toilet being serviced, in the case of residential application, is not the sole toilet utilized by the residence, and
 - e. The pump and septic tank are permitted and inspected by the Department. as described in Chapter 3.

Chapter 13. Deep Trench System Requirements

A. General Statement

A deep trench system is a system with disposal trenches greater than thirty (30) inches deep. Trench depth should be kept as shallow as possible to take advantage of those soil horizons that best provide oxygen and promote microbiological activity.

EXCEPTION: The Department may allow the installation of a standard system where the trench depth is deeper than 30 inches in order to mitigate for a shallow limiting layer such as a hard or clay pan, providing the vertical separation requirements for a standard system can be met.

B. Criteria for Approval

A deep trench system will only be permitted under the following conditions:

1. A lot or parcel is inadequate to accommodate a standard or pressure dosed system for the development proposed, and
2. There are greater than 60-inches of effective soil depth below the bottom of the proposed disposal trench in the disposal field and replacement area.

C. Design Criteria

1. Unless otherwise approved by the Department the disposal trench shall have a minimum depth of thirty-one (31) inches, and a maximum width of thirty-six (36) inches.
2. The deep trench system absorption area and septic tank liquid capacity required shall be calculated using the standard system criteria for system sizing in Chapter 8. For calculating lineal feet, the sidewall area (extending the entire gravel depth) shall be used except when using a thirty-six (36) inch wide trench, which shall be sized using the trench bottom.
3. The minimum disposal trench spacing (sidewall-to-sidewall) within a disposal field shall be two (2) times the depth of the filter material.

D. Installation Requirements

Unless otherwise indicated on the permit, or elsewhere in this Chapter, installation requirements shall be the same as for a standard system (Chapter 8).

E. Required Inspections

Inspections and issuance of a Certificate of Satisfactory Completion shall be in conformance with Chapter 6).

Chapter 14. Steep Slope System Requirements

A. General Statement

A steep slope system is a system installed on sites with slopes greater than thirty (30) percent.

B. Criteria for Approval

A steep slope system shall meet the following requirements:

1. Steep slope systems are not permitted for creating lots and parcels.
2. Steep slope systems for existing parcels may only be developed in conformance with the county General Plan, zoning restrictions, recorded restrictions and notes on the subdivision or parcel map, and any other applicable county requirements.
3. When a deep trench system is incorporated into a steep slope system, the following conditions shall be met:
 - a. Unless otherwise specified by the Department or hereunder, the provisions for deep trench system (Chapter 13) shall be met.
 - b. There shall be a minimum effective soil depth of seventy-nine (79) inches in the disposal area and replacement area. For purposes of determining effective soil depth and vertical separation, the depth of limiting layer shall be measured from the upslope side of the disposal trench bottom
 - c. There shall be a minimum trench width of eighteen (18) inches and a maximum trench width of twenty-four (24) inches.

C. Soil Stability Report

The Department may require a geotechnical report by an engineering geologist or geotechnical engineer where the slope exceeds 30%, or where there are indications of soil instability. The report shall discuss soil stability within the proposed disposal area and replacement area of the system and on the soil's stability with respect to the building foundation, surrounding terrain and adjacent properties. The report shall include, at a minimum:

1. A site plan drawn to scale, showing topography, locations of the proposed house, driveway or other structures;
2. Soil profile information as it relates to soil stability;
3. Discussion of the presence of groundwater, its seasonal variation (if any) and influence on the soil stability after disposal field construction;

4. Statement concerning the stability of the soil and bedrock that may specifically include an evaluation of soil creep and landslide potential at the disposal area and replacement area location and surrounding terrain due to the hydraulic load imposed by the system;
5. Recommendation for interceptor drains (if needed) that may render soil stable and prevent flooding of the disposal area and replacement area;
6. Recommendation of the best structure-driveway-disposal field location relationship as it relates to soil stability; and
7. Recommendation of installation methods and procedures.

D. Installation Requirements

1. Unless otherwise indicated on the permit, or in this Chapter, installation requirements shall be the same as for a standard system (Chapter 8).
2. Trenches shall be installed with a minimum of 12 inches of native soil cover as measured from the downhill side of the trench.

E. Required Inspections

Inspections and issuance of a Certificate of Satisfactory Completion shall be in conformance with Chapter 6.

Chapter 15. Intermittent Sand Filter System Requirements

A. General Statement

An intermittent sand filter system consists of a septic tank, dosing tank, sand filter bed and a disposal field. Effluent from a structure is periodically dosed to a bed of sand media, bacteriologically and physically treated, and discharged into a disposal field via pressure distribution. This system may be an alternative for some sites to mitigate the limitations associated with shallow effective soil depth, soils with rapid permeability or very slow permeability.

B. Criteria for Approval

An intermittent sand filter system shall meet the following requirements:

1. Sand filter systems may be installed in Soil Groups A, B, C, D, and E (as identified in Chapter 8), or percolation rates of 1-240 minutes per inch for existing lots or parcels and 1-120 when creating lots or parcels.
2. The proposed disposal area and replacement area shall demonstrate a minimum of eighteen (18) inches of effective soil beneath the disposal trench bottom.
3. Unless otherwise approved, a sand filter system shall only be considered for use for a single family dwelling; and
4. Meet additional requirements prescribed by the January 1996 version of the Yuba County Sand Filter Guidelines and Specifications, and subsequent modifications. In the case of a conflict between requirements of the Yuba County ordinance/regulations and the Yuba County Sand Filter Guidelines and Specifications, the Yuba County ordinance/regulations shall take precedence.
5. System monitoring and maintenance requirements in conformance with Chapter 24.

C. Required Inspections

Inspections and issuance of a Certificate of Satisfactory Completion shall be in conformance with Chapter 5.

Chapter 16. Mound System Requirements

A. General Statement

A mound system is an aboveground or at-grade absorption facility useful in mitigating some of the limitations associated with inadequate effective soil depth. The mound system consists of a distribution network that under pressure evenly delivers effluent from a septic tank to a "mounded" bed of filter material over sand media.

B. Criteria for Approval

The mound design and system shall meet the minimum requirements of the Department and the provisions of the State Water Resources Control Board, Guidelines for Mound Systems, most current version, and amendments thereto. The following provisions shall supersede any conflicting provisions of the Guidelines for Mound Systems that shall be met:

1. An absorption rate of 0.6 gallons per day per square foot (gpd/ft²) shall be used for calculating the mound sand bed area.
2. Sand media as described in the January 1996 version of the Yuba County Sand Filter Guidelines and Specifications, and subsequent modifications shall be used for the sand bed.
3. Gravel as identified in the Guideline shall be known as filter material, as defined in Chapter 37 of this Manual.
4. Unless otherwise approved, a mound system shall only be considered for use for a single-family dwelling.
5. System monitoring and maintenance requirements in conformance with Chapter 24.

C. Required Inspections

Chapter 17. System Abandonment Requirements

A. Inspections and issuance of a Certificate of Satisfactory Completion shall be in conformance with Chapter 5, System Abandonment Requirements.

B. Your system must be abandoned under the following situations:

1. If you have connected to an approved sewer system.
2. The system will no longer be used.
3. If you have received a notice or order from the Department to abandon the system (for reasons such as: the system has failed & cannot be repaired, an unpermitted system, etc.)

C. Your system must be abandoned in the following manner:

1. A permit must be obtained before you abandon a system. The application for abandoning the system will include:
 - a. A site plan showing where the septic tank and leachfield are located.
 - b. A description of how the system will be abandoned.
2. The septic tank must be pumped by a licensed septic tank pumper (a list of licensed pumper's is available from the Department) to remove the contents. You must provide a receipt
3. The septic tank must be abandoned as follows:
 - a. If possible, the septic tank cover will be collapsed and the bottom of the tank will be broken sufficiently to allow water to pass through, or
 - b. If the septic tank cover cannot be collapsed, the tank will be filled so that there is not a cave-in or other structural hazard, or,
 - c. The septic tank may be removed to an approved location and,
 - d. The septic tank or excavation hole must be filled with clean earth, sand, gravel, or other material approved by the Department.
4. The building wastewater plumbing system, if not connected to an approved septic or sewer system, must be permanently capped.
5. Future construction in the abandoned system area may require special construction considerations.
6. Additional permit requirements may be necessary in order to mitigate unique problems associated with the abandonment of the system.

7. The abandoned tank and subsequent connection to a new tank or public sewer shall be inspected by the authority having jurisdiction, normally either the sewer utility or the Department.

D. Obtain A Certificate Of Satisfactory Completion

The Department will issue a Certificate of Satisfactory Completion for the system abandonment upon satisfactory completion of the requirements of the permit and this Manual.

DRAFT

Chapter 18. Holding Tank Requirements

A. General Statement

A holding tank is a watertight container designed to receive and store sewage for disposal at another location.

B. Criteria for Approval

Permit shall be issued for holding tanks on sites that meet all of the following conditions:

1. The site cannot be approved for the installation of a standard system or alternative system;
2. No sanitary sewer system is legally and physically available;
3. The tank is intended to serve a small occasional use industrial, commercial, or recreational facility;
4. Unless otherwise approved by the Department, the projected daily sewage flow is not more than two hundred (200) gallons;
5. The setback requirements outlined in Table 1 (contained in Chapter 36) for a septic tank can be met;
6. The owner of the property shall record a deed restriction agreeing to be served by sanitary sewer system if at any time a connection becomes legally available within two hundred (200) feet of the building; and
7. The owner shall provide the Department with:
 - a. A copy of a contract with a County permitted septage hauler that shows the tank shall be pumped at regular intervals or as needed to prevent use of greater than seventy-five (75) percent of the tank's capacity. The contents of the tank shall be disposed of at an approved septage receiving facility, in an approved manner; and
 - b. A record of pumping dates and amounts pumped shall be maintained by the property owner and made available to the Department upon request.

C. General Requirements

1. A holding tank does not have to be designed and installed under the inspection and approval of a consultant.
2. No building may be served by more than one (1) holding tank.
3. A single parcel or lot of record may be served by no more than one (1) holding tank.
4. Each tank shall have a minimum liquid capacity of fifteen hundred (1,500) gallons.

5. Holding tanks shall not be used as a method for sewage disposal for creating lots and parcels.

D. Permit Requirement

A Renewable Operating Permit shall be obtained prior to issuance of the Certificate of Satisfactory Completion.

E. Installation, Construction and Monitoring Requirements

All installations shall meet the following:

1. Be located and designed to facilitate visual inspection and removal of contents by pumping;
2. Be equipped with both an audible and visual alarm, placed in a location acceptable to the Department, to indicate when the tank is seventy-five (75) percent full. The audible alarm only may be user cancelable; and
3. Have no overflow vent at an elevation lower than the overflow level of the lowest fixture served.
4. The holding tank construction and installation shall comply with the requirements specified in Chapter 28.

F. Inspections Required

Each holding tank, installed under this Chapter, shall be inspected annually by a licensed operator or by the Department. A fee may be charged by the Department for this service.

Chapter 19. Vault Privy Requirements

A. General Statement

A vault privy is a structure used for disposal of human waste without the aid of water. It consists of a shelter built above a subsurface vault into which human waste falls. The vault privy has no water connection.

B. Criteria for Approval

Vault privies may be allowed for temporary or limited use areas, where primitive type picnic grounds, campsites, camps and recreation areas are to be maintained, when a septic tank and leach field are not practicable as determined by the Department. The separation distances specified in Table 1 (contained in Chapter 36) shall be met. Vault privies shall not be used for seasonal dwellings, commercial facilities, or single-family dwellings.

As a condition of approval, monitoring to ensure protection of water quality may be required. A construction permit shall be obtained for a vault privy as required by this Chapter.

C. Materials and Construction Requirements

Vault privy (shelters and facilities) shall be constructed in accordance with the minimum requirements contained in Chapter 34.

D. Maintenance Requirement

Vault privies shall be maintained to prevent health hazards and pollution of public waters. The privy vault shall not be allowed to become filled with excreta to a point within two (2) feet of the ground surface. The excreta in the vault shall be pumped out by a licensed septage pumper as necessary to fulfill these requirements. The property owner or septage pumper shall submit the septage pumper's receipt to the Department within thirty (30) days of its pumping. The privy shall be maintained in a sanitary condition and in good repair.

E. General Requirement

No water-carried sewage shall be placed in vault privies. Contents of vault privies shall not be discharged into storm sewers, on the surface of the ground or into public waters.

Chapter 20. Portable Toilet Requirements

A. General Statement

A portable toilet is any self-contained chemical toilet facility that is housed within a portable toilet shelter. The portable toilet has no direct water connection.

B. Criteria for Approval

Portable toilets may be approved for temporary or limited use areas, such as construction sites (for use by on-site employees), recreation parks, campsites, and special events, provided that the separation distances in Table 1 (for septic tanks) can be met. Portable toilets shall not be allowed for seasonal dwellings, commercial facilities or single-family dwellings.

C. Materials and Construction Requirements

Portable toilet (shelters and facilities) shall be constructed in accordance with the minimum requirements contained in Chapter 34.

D. Maintenance Requirement

Portable toilets shall be maintained to prevent health hazards and pollution of protected waters.

E. General Requirement

No water-carried sewage shall be placed in portable toilets. Contents of portable toilets shall not be discharged into storm sewers, on the surface of the ground or into protected waters.

Chapter 21. Seepage Pit Requirements

A. General Statement

Seepage pit systems are systems designed to be used in areas of Yuba County, predominately the southwest and west, where subsoils are clay, clay pan, fragipan, hard pan and do not offer opportunities to install typical leach-field type of systems. It is generally acknowledged that the use of these systems addresses only disposal requirements as opposed to treatment and disposal. To mitigate the lack of treatment all systems using seepage pits shall employ nitrate reducing pre-treatment units.

B. Test Pit Requirements

At least one test boring to groundwater or ten (10) feet below the proposed design depth of the pits shall be made in the lowest area of the proposed disposal area to evaluate soils. Additional test pits may be required at the discretion of the Department to determine the suitability of the site for on-site sewage disposal.

C. Criteria for Use of Seepage Pit Systems 1. Seepage pits shall be used only to service a single-family residence and only when the site is not approved for installation of a standard or other alternative system.

2. Seepage pits shall not be used to create lots and parcels and shall not be approved for use when sewers are physically and legally available to serve the structure.

D. Criteria for Design and Installation

1. The seepage pit system shall meet the minimum setback requirements as specified in Table 1 in Chapter 36.

2. In the initial and replacement disposal areas, there shall be 10 feet of vertical separation between the bottom of the disposal pit and groundwater.

3. The depth of the seepage pit shall be a minimum of fifteen (15) feet and a maximum of thirty-five (35) feet below the ground surface.

4.

5. Effective soil type shall be limited to sand or loamy sand, with or without gravel.

6. An acceptable test boring shall have a minimum 3-foot column of effective soil and a 10-foot vertical separation to groundwater from the design depth of the seepage pits.

7. Seepage pit sizing shall be based upon the area of the effective soil and an application rate of 2.24 gal/day/sqft. $5/v t$), where t = assumed percolation rate of 5 mpi

$(2.24) dh\pi = \text{gal/day/pit}$, where d = diameter of pit, and h = height of effective soil column

8. Seepage pit system sizing shall be based on the following table:

Feet of Effective Soil Sidewall in 3-Ft Diameter Pit	Number of Required Pits Per Bedroom
3	2.4
4	1.8
5	1.4
6	1.2
≥ 7ft	1.0

Note: The number of pits/bedroom shall be multiplied by the number of bedrooms, then rounded to the nearest whole number

9. Seepage pits shall be a minimum of thirty-six (36) inches in diameter.

10. The seepage pit shall be filled up to the concrete collar with cobbles that are a minimum of three (3) inches in diameter in any dimension or with other filter material approved by the Department. The cobbles or filter material shall be washed clean so as to be free of debris and dirt. The concrete collar shall be five(5) feet below ground surface. The remaining space shall be backfilled with soil.

11. A system with multiple pits shall be designed so the pits receive equal quantities of sewage flow via distributions boxes.

12. Seepage pit header pipe inlets, risers, and collars shall be watertight.

13. A minimum distance of twelve (12) feet of undisturbed soil shall separate seepage pits from each other.

14. When the Department requires the applicant to obtain the design services of a consultant, the consultant shall certify the system installation prior to the Department issuing a Certificate of Satisfactory Completion.

E. Exception for Repair

In the interest of public health, the Agent may approve a seepage pit septic system based upon a test boring with less than a 3-ft column of effective soil.

DRAFT

Chapter 22. Cluster Systems

A. General Statement

Cluster systems, also known as community systems, are typically utilized in Planned Developments, apartment buildings, schools, etc.. The Department will evaluate, on a case-by-case basis, appropriate proposals that incorporate sound engineering principals. The Division may propose/require specific regulations to address these systems, including but not limited to operation permits, maintenance and operations contracts, etc.

DRAFT

Chapter 23. Seasonal Wet Weather Testing

A. General Statement

Some locations of Yuba County are subject to high seasonal ground water or perched groundwater that can have an adverse impact on the performance of on-site systems by eliminating or minimizing the zone of aeration in soils that is critical for optimal sewage treatment. In known or suspected areas of high seasonal ground or perched water the Department will require that soil profiling be performed during the wettest time of the year to evaluate conditions that could adversely impact system performance.

B. Procedure

The Department will make a determination annually concerning the validity of seasonal wet weather testing data based on the amount of rainfall in a given year. Generally this period will generally be allowed between the date fifty (50) percent of the annual rainfall has occurred and the close of the rainy season.

DRAFT

Chapter 24. Operation, Maintenance And Monitoring

A. Background

1. Yuba County has a high priority need at this time for an on-site sewage OM&M program because:

- a. The county is experiencing development and growth
- b. Available land with suitable soil for standard septic systems (septic tank to gravity drain field) is becoming increasingly rare with remaining sites increasingly environmentally sensitive
- c. Demanding site conditions place greater demands on septic systems to provide enhanced treatment prior to discharge into shallow, poorly drained soils
- d. Enhanced treatment and disposal systems need OM&M to assure they continue to function as designed, both to prevent system failure and to protect public health and the environment
- e. Enhanced treatment and disposal systems are acostly investments for the homeowners that needto be protected through routine OM&M

2. The purpose of this program is to assure on-site sewage systems continue over time to operate as designed, protect the environment, and provide economical, dependable, long-term service to their owners.

3. The program addresses these issues by laying out OM&M requirements that are appropriate for the complexity of the on-site system and the environmental sensitivity of the site. The program stresses homeowner education and participation, and utilizes the private sector for performing required inspections. The program recognizes Yuba County Environmental Health's current role for record keeping and quality assurance, but does not preclude a more active role under special circumstances or in response to future needs.

4. The program goals are to assure:

- a. Long-term viability for on-site sewage disposal systems
- b. Protection of public health and environmental quality
- c. Protection of the customer's investment in their on-site sewage system and property value
- d. Compliance with State and Regional Water Quality Control Board mandates and agreements

e. Consistency and compatibility with the County's General Plan, community plans, and County and State ordinances and regulations

f. Consistency with EPA Guidelines for On-Site Sewage Operation and Maintenance and with the direction taken in development of a statewide on-site sewage regulation as directed by California State Assembly Bill (B) 885

B. Applicability

1. The program will apply to all new alternative/advanced onsite sewage disposal system construction permits issued after the date of adoption of this Manual by the Yuba County Board of Supervisors.

2. Owners of existing systems will be encouraged to voluntarily opt into the program. Existing onsite systems not voluntarily opting into the program will be brought into the program if the existing system fails.

C. Administration

1. Administrative Overview

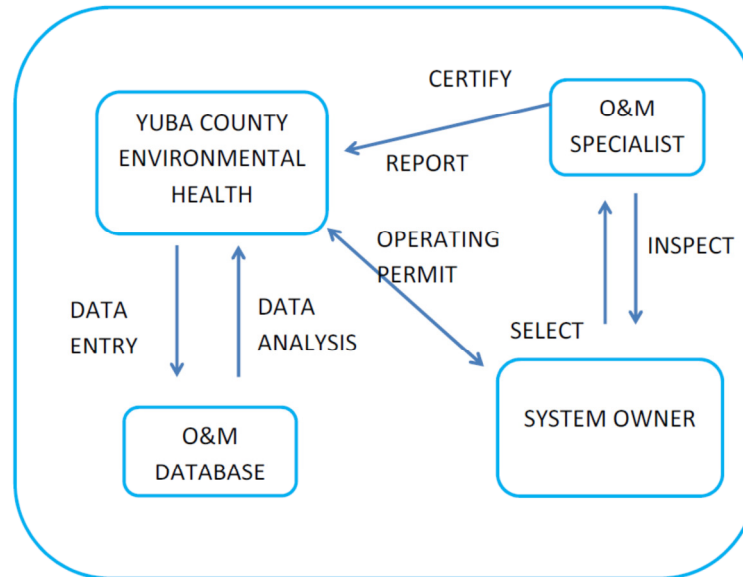
a. Administered county-wide by The Department

b. Required OM&M inspections performed by certified OM&M Specialists

c. OM&M Specialists are individuals or corporations who are certified b The Department as described in item E.2. of this Chapter.

d. The Department staff may perform OM&M inspections for quality assurance surveys, investigations, and where inspection workload exceeds the capacity of certified OM&M Specialists to respond within the timeframes specified in the program.

e. The following diagram shows the relationship between the parties involved in the program as described:



f. An alternative allowed under this program is where The Department would enter into an Memorandum of Understanding with a Third Party Public Entity, such as a public utility district, city, or special district. The Third Party Public Entity would then take on limited administration of the OM&M program within their region. For example, Georgetown Divide PUD manages the oversight of on-site sewage systems within their district in El Dorado County. This type of third party OM&M management is described in greater detail in Appendix One.

2. Roles and Responsibilities

a. Yuba County Environmental Health:

- i. Develop and administer the OM&M program in consultation with the Yuba County On-Site Wastewater Advisory Committee
- ii. Establish a record keeping and reporting system to ensure that up-to-date records are kept of location, ownership, site evaluation, design, and compliance reports are maintained and performance of systems is monitored
- iii. Develop and enter into agreements with qualified OM&M Specialists, system owners, and interested Third Party Public Entities where warranted to assure the successful operation of the OM&M program
- iv. Assure implementation and operational quality of the program and program staff as described in item E of this Chapter.

v. Monitor and analyze the performance of on-site systems within the County by reviewing OM&M data in relationship to written performance standards

vi. Assure timely follow up, including enforcement actions when necessary as described in item F., for identified problems associated with individual on-site systems and on-site treatment and disposal technologies

b. System Owner

i. Operate on-site system in conformance with its design parameters

ii. Participate in the OM&M program as outlined in this document

iii. Operate and maintain their on-site system consistent with the Yuba County Sewage Ordinance

iv. Obtain permits, procure services, and pay fees as may be necessary to correct deficiencies identified by Yuba County Environmental Health or the OM&M Specialist

c. System Designer

i. Design systems that meet state and local requirements, assuring protection of public health and the environment

ii. Design systems that, to as great an extent possible, are cost effective and reliable, and consistent with “best engineering practices”

iii. Report system malfunctions that result in surfacing sewage or that require major system repair to Yuba County Environmental Health within 24 hours of system malfunction.

iv. Develop and provide a system manual and maintenance schedule for each system designed

d. Proprietary System Authorized Agent

i. Provide instruction regarding proper operation and maintenance of the system/device is provided to the owner of the residence or facility, the designer, and The Department/

ii. Provide instruction in sufficient detail for maintenance to be achieved through certified OM&M specialists

e. Certified OM&M Specialist

i. Meet and maintain the requirements for certification outlined in this program

ii. Provide all required maintenance and monitoring reports to The Department within 30 days of service

iii. Reportsystem malfunctions that result in surfacing sewage or that require major system repair to The Department Health within 24 hours of system malfunction.

f. On-Site Wastewater Advisory Committee

Assist The Department in the development, adoption, over-sight, evaluation, and improvement of this OM&M program

D. Summary

The following table summarizes OM&M requirements based on site and system variables: Site or System Variable

Septic tank to gravity drain field

Requirement

Homeowner education (*see subsection E*)

OM&M database registry (*see subsection F*)

Septic tank to pressure distribution drain field

Homeowner education

OM&M database registry

Homeowner's manual (*see subsection G*)

Enhanced treatment (ie. Septic tank to sand filter, aerobic treatment unit, etc.)

Homeowner education

OM&M database tracking

Homeowner's manual

Renewable operating permits (*see subsection H*)

Notice on property deed (*see subsection I*)

Inspection by Certified OM&M Specialist in first three months of operation and annually thereafter (*see subsection J*)

Experimental system

Any combination of the above (*see subsection K*)

Alternative system approved through experimental program

Any combination of the above (*see subsection L*)

System located within designated area of environmental sensitivity

Any combination of the above (*see subsection M*)

E. Homeowner Education

1. The Department will establish methods for increasing public understanding about the proper use and care of onsite systems. The program goal is to provide system owners with the information they need to properly operate and maintain their systems.

2. At a minimum, the education program should include two components:

- a. Distribution of packets of information that include brochures, an operating manual for each type of system, a copy of the final as-built drawing, a routine maintenance schedule, and forms for record keeping. These packets can be distributed at the time of application processing and will be through a combined collection of specific system information from Environmental Health, the design consultant, and the installer.
- b. Provide ongoing community education and outreach programs. Activities should include presentations to homeowner associations, civic groups, and other community organizations, and articles, press releases, and public service announcements distributed to newspapers, radio, and television.

F. OM&M Data Management

1. Database Registry-Only

The Department will register in the OM&M database standard septic tank to gravity or pressure distribution systems. Registered systems will not be tracked for maintenance or performance using the database.

2. Database Performance-Tracking

The Department will track in the OM&M database the maintenance and performance of all systems utilizing enhanced treatment. The database will include:

- a. Owner of record
- b. System type
- c. System location
- d. Date of installation
- e. Permitting fee collection mechanism
- f. Monitoring frequency schedule for each system

- g. Results of maintenance and monitoring reports
- h. Identification of OM&M specialist (copy of contract)
- i. Identification of reset dates for monitoring ???
- j. Collection and prioritization of monitoring results and other mechanisms to verify compliance
- k. Summary of corrective and compliance actions
- l. GIS linkage
- G. Homeowner's Manual

System designers will provide homeowner's manuals to the owners of systems that are more complex in nature than the standard septic tank to gravity distribution system. The manuals will include the following elements:

1. Diagrams of the system components
2. Explanation of general system function, operational expectations, owner responsibility, etc.
3. Routine maintenance schedule
4. Names and telephone numbers of the system designer, local health authority, component manufacturer, supplier/installer, and/or the management entity to be contacted in the event of a failure
5. Information on "trouble-shooting" common operational problems that might occur
6. Note: This information should be as detailed and complete as needed to assist the system owner to make accurate decisions about when and how to attempt corrections of operational problems, and when to call for professional assistance.

H. Renewable Operating Permit

1. Conditions for Approval
 - a. System installation has received Final Approval by The Department.
 - b. The homeowner's manual has been provided by the system designer
 - c. The system owner has signed a maintenance agreement with an approved OM&M provider.

- d. An As-Built plot map of the system submitted by the system designer or contractor has been received and approved by The Department.

2. Operating Permit Renewal Frequency

Operating permits need to be renewed on an annual basis. However, The Department may reduce renewal frequency from annual up to triennial based on a case-by-case analysis of the history of the system's reliability and compliance.

3. Renewal Procedures

- a. The Department or the Third Party Public Management Entity will notify the system owner of the need to renew their system's operating permit. The notice will list the renewal fee.
- b. Compliance with OM&M requirements will be verified by the Department using the OM&M database.
- c. The Department will renew the operating permit upon receipt of the appropriate fee and verification of compliance with OM&M requirements.

4. Change of Ownership

- a. Renewable operating permits are issued to the system owner and are non-transferable when ownership changes.
- b. As part of the review process associated with issuance of a Renewable Operating Permit, the Department or a designated representative may:
 - i. Review the OM&M database and other records deemed appropriate to assure the system is in compliance with the OM&M program requirements
 - ii. Make an onsite inspection of the system
 - iii. Provide information to the new system owner concerning the design, intended use, and performance history of the system

I. Notice on Property Deed

Owners of systems requiring Renewable Operating Permits and OM&M inspections and database tracking will record appropriate notice of these requirements with the property deed for the benefit of future owners and successors.

J. Certified OM&M Specialist Inspections

1. Inspection by a certified OM&M Specialist is required for all systems more complex than the standard septic tank to gravity or pressure distribution drain field system

2. Complexity of inspection will be related to the complexity and maintenance requirements of the system components
3. Initial inspection within three months of system operation is required for all systems utilizing enhanced treatment
4. Inspection frequency required by The Department will vary in accordance with the maintenance needs of the system components, based on consideration of:
 - a. Recommendations of the On-Site Wastewater Advisory Committee
 - b. Recommendations of the manufacturer
 - c. Industry standards of practice
5. Systems utilizing enhanced treatment, such as sand filter systems, must be inspected at least annually by an OM&M Specialist

K. Experimental Systems

Yuba County's Experimental System Program (see Chapter 25) reviews proposals for the use of new sewage treatment and disposal technology. Where there is determined to be adequate technical, scientific, and engineering support for the viability of a proposed technology, a limited number of uses is approved and tracked as experimental systems. The degree of monitoring will be specific to the experimental technology utilized.

L. Alternative system approved through experimental program

1. The Department has established a process for review and monitoring of new technology, known as the Experimental System Program (see Chapter 25).
2. The process allows technological advances in onsite sewage components and systems to be studied, conditionally permitted, monitored, and moved from an experimental to an alternative status
3. Newly designated alternative components and systems will have OM&M inspection requirements that have been recommended by the On-Site Sewage Advisory Committee and approved by Yuba County Environmental Health and the Regional Water Quality Control Board
4. Alternative system performance and maintenance will be tracked using the OM&M database.

M. Systems Within Designated Environmentally Sensitive Areas

1. The OM&M program envisions the potential for designation of an individual system, group of systems, subdivision development, or geographical area as an Environmentally Sensitive Area for purposes of OM&M

2. Proposals for an Environmentally Sensitive Area may be made by individuals, groups, or agencies within Yuba County.
3. OM&M requirements appropriate for the designated area would be developed by The Department and shared at public workshops with individuals and groups affected by the requirements including, but not limited to, property owners, developers, Realtors, surveyors, engineers, recreational groups, environmental groups
4. Designation of an Environmentally Sensitive Area and approval of OM&M requirements would be made by the Yuba County Board of Supervisors

N. Yuba County Environmental Health Quality Assurance

1. Registration

All program staff conducting Soil Mantle Observations or approving designs for new systems or repairs are required to be Registered Environmental Health Specialists (or a trainee) in the State of California. This registration assures that each staff has a four-year degree with a scientific emphasis and has passed a rigorous written examination.

2. Annual Performance Review

Annual performance reviews are conducted of all Yuba County Environmental Health program staff using the forms and procedures adopted by Yuba County to assure competency.

O. Certification Requirements for OM&M Specialists

1. Specialized Training and Examination

- a. OM&M Specialists will need to pass an examination developed by the Department and Yuba County Onsite Sewage Advisory Committee to assure a basic minimal competence in onsite sewage and OM&M
- b. Yuba County will provide specialized training or assure its availability to prepare applicants for the examination

2. Experience

OM&M Specialists need a minimum of 2 years' experience performing on-site sewage OM&M, system design, system installation, or septic tank pumping to assure familiarity with onsite systems and technology.

3. Continuing Education

OM&M Specialists are expected to stay current on issues related to onsite sewage treatment and system operation and maintenance through continuing education equivalent to a minimum of 6 training hours annually.

4. Reciprocity

Yuba County acknowledges and will apply the principle of reciprocity based on equivalency of requirements in other jurisdictions.

5. Renewal of Certification

- a. Certified OM&M Specialists will need to renew their certification every three years.
- b. Certified OM&M Specialists who have been performing OM&M services during the previous certification period will not be required to retake the examination.

P. Enforcement in Relationship to Certified OM&M Specialist

1. The following will be grounds for action by the Department against the certification of the OM&M Specialist

- a. Failure to inform the Department of a failing septic system
- b. Failure to submit OM&M reports within the time period specified within the program
- c. Falsifying findings or data
- d. Misrepresenting OM&M requirements to the homeowner

2. Action taken by The Department may include:

- a. Requirement for re-examination
- b. Suspension of certification
- c. Revocation of certification

Q. OM&M Management Through Third-Party Public Entity

An alternative recognized by this program is where

The Department may enter into an MOU to delegate oversight of the OM&M program to a Third Party Public Entity, such as a public utility district, city, or special district, that would take on limited administration of the OM&M program in their region as mutually agreed in the MOU

This variation is shown in the following diagram:

(SEE YUBA COUNTY OWTS MANUAL PAGE 45 for reference)

The Department may enter into an MOU with a Third Party Public Management Entity that would take on the role of assuring OM&M inspections are performed in a manner that meets or exceeds the requirements outlined in this plan.

The Department, at a minimum, would continue to issue the initial Renewable Operating Permit, manage the county-wide OM&M database, follow up on failing septic system, and provide quality assurance county-wide.

DRAFT

Chapter 25. Experimental System Requirements

A. Purpose

The purpose of this program is to allow new onsite sewage conveyance, treatment, and disposal technology to be introduced into Yuba County in a methodical and monitored manner after review by a multi-disciplinary advisory committee.

B. Homeowner Responsibility

1. It is the responsibility of homeowners to properly operate their system and assure that it is maintained in accordance with the provisions stipulated at the time of permit issuance. Homeowners, after being informed of their responsibilities in the license agreement, shall be held accountable by the Department for the adequate functioning of their system and repair or replacement of the system should it fail.
2. It is the responsibility of the homeowner to consult with their own legal counsel about the adequacy of protection afforded to them by warranties and service agreements provided by onsite sewage system designers, installers, maintenance professionals, and manufacturers and distributors of proprietary devices. The County makes no representation or assurance concerning the adequacy of protection afforded the homeowner from said warranties and service agreements.
3. The following disclosure statements will be included in recorded license agreements to inform customers of potential risks involved in utilization of an experimental system:
 - a. Yuba County has made every effort to assure success by implementing an Experimental System Review Process. This system may or may not perform in the manner intended.
 - b. Yuba County is not responsible for any damages you may incur as a result of a defective installation or operation of system.
 - c. For your own protection, consult with an attorney before signing any contracts, agreements, warranties or guarantees related to the product and its installation.
 - d. If you intend to transfer your property while the system is still EXPERIMENTAL, you are obligated to notify any potential owner of this system's designation as experimental and of all owner responsibilities.
 - e. If the system is removed from the experimental system program, the property owner may be required to abandon the system and replace it with one approved by Yuba County.

f. The requirements developed for permitting and monitoring the specific type of experimental system utilized will be recorded as an attachment to the licensing agreement.

C. Quality Assurance

1. A treatment system may be considered to “fail” when the Department determines it cannot reliably perform the conveyance, treatment, and/or dispersal function for which it was designed and approved. Causative problems with the treatment system may include mechanical malfunction, structural problems, reliability issues, maintenance deficiencies, or non-compliance with the effluent specifications contained in the review package.
2. If an individual treatment system “fails” as described above, the Department will consider the homeowner to be the responsible party for system repair or replacement. However, nothing here prevents the homeowner from seeking recourse through service agreements and warranties with the manufacturer, distributor, designer, or contractor.
3. When, in the opinion of the Yuba County Environmental Health Director (EH Director), the nature, number, or frequency of product failure is such that reconsideration of the treatment system by the advisory committee for continued inclusion in the Experimental System Program is warranted, the Director will request that the committee review the data and make recommendations. Recommendations could include modified or additional conditions for approval, extension of the monitoring period, expansion of the number of units to monitor under the program, and removal of the product from the Experimental System Program.
4. Noncompliance with the conditions of Experimental System approval, including failure to report or notify Environmental Health as stipulated within the conditions of approval, will be considered grounds for reconsideration of the treatment system for continued inclusion in the Experimental System Program.

D. Experimental System Review Process

1. The review process steps are as follows:
 - a. The applicant will submit a preliminary treatment system proposal to the Department staff. A fee to cover a portion of review costs will be assessed at this point in the review process.
 - b. Staff will review the proposal for technical feasibility.
 - c. If the proposal is determined by staff to be feasible the applicant will prepare the Review Package and submit it to staff.

- d. Staff will review the Review Package and, if the packet is complete, distribute it to committee members at least two weeks prior to the next regularly scheduled Wastewater Advisory Committee (committee) meeting.
- e. The committee will study the Review Package and approve the system for inclusion in the Experimental System Program, request additional information, or determine that the proposal is not acceptable.
- f. If the committee recommends approval of the system for inclusion in the Experimental System Program, staff will prepare a set of conditions of approval for review by the committee.
- g. The committee will review the conditions prepared by staff and either suggest modification of the conditions or approval of the conditions.
- h. If the committee recommends approval of the conditions, staff will forward the committee's recommendation to the Regional Water Quality Control Board (RWQCB) and allow 30 days for review and comment by the Regional Board.
- i. At the conclusion of the 30 days, the EHDirector will either authorize staff to approve the treatment system under specified conditions, based upon committee recommendations, or refer the RWQCB comments back to the committee for further review.
- j. If the EH Director authorizes staff to approve the treatment system under specified conditions, the review period will commence. A treatment system will be considered "utilized" when it is properly designed, installed, and receiving wastewater in accordance with its designed wastewater loading. Influent and effluent sampling and analysis requirements for each experimental treatment system will generally take place a minimum of two years from the time the treatment system is first utilized. All utilized treatment systems will continue to be designated as experimental systems until the total number of systems stipulated in the Conditions for Approval have been utilized for a minimum of two years.
- k. During or at the conclusion of the review period, either the applicant or the EH Director may request review of the system and its performance by the committee.
- l. The committee may recommend the system be taken out of the Experimental System Program or that the conditions of approval be modified due to factors outlined in the preceding Chapter, or approval of the system as an Alternative System if all time, numerical, and performance conditions are met.
- m. If the committee recommends the system be approved as an Alternative System, staff will prepare a set of conditions of approval for review by the committee.

n. The committee will review the conditions prepared by staff and either suggest modification of the conditions or approval of the conditions.

o. If the committee recommends approval of the conditions, staff will forward the committee's recommendation to the Regional Water Quality Control Board (RWQCB) and allow 30 days for review and comment by the Regional Board.

p. At the conclusion of the 30 days, the Yuba County Environmental Health Director (EH Director) will either authorize staff to approve the treatment system as an Alternative System under specified conditions, based upon committee recommendations, or refer the RWQCB comments back to the committee for further review.

DRAFT

Chapter 26. Off-Site Sewage Easements

A. General Statement

Per California Plumbing Code, each parcel will be self sufficient, therefore off-site sewage easements will not be allowed.

DRAFT

Chapter 27. Large System Requirements

A. General Statement

A large system is a system with a projected daily sewage flow greater than two thousand five hundred (2,500) gallons from one residential or commercial facility.

B. Permit Application Procedures

Application shall be made to the Department on forms provided by the Department. Each application must be completed in full, signed by the applicant, and accompanied by the following:

1. The appropriate filing fee;
2. A narrative describing the details of the proposed project;
3. A site approval report;
4. A site development plan prepared by a consultant. Requirements of Chapter 3 shall apply to large system plans; and
5. A written assessment of the impact of the proposed system upon the quality of public waters and public health, (e.g. a groundwater mounding analysis and/or a nitrate study, etc.).

C. Alternative Design Requirements

Unless otherwise authorized by the Department, designs for large systems shall at a minimum meet all of the following:

1. Large systems shall be designed utilizing a pressurized distribution system in accordance with Chapter 11;
2. The disposal fields shall be divided into relatively small, approximately equal sized units, which are dosed alternately;
3. The system shall have at least two (2) alternating pumps;
4. Unless otherwise specified, septic tank design, materials, and construction shall conform to the provisions of Chapter 28. The Department shall review proposed tank designs and may impose certain standards to carry out the purposes of this Manual;
5. The project shall comply with all other Department requirements; and
6. The Department may require review by Regional Water Quality Control Board.

D. Installation Requirements

Construction shall be in conformance with the permit.

E. Inspection Requirements

Unless otherwise indicated, inspections and issuance of a Certificate of Satisfactory Completion shall be in conformance with Chapter 6.

DRAFT

Chapter 28. Septic Tank Materials And Construction

A. General Statement

The requirements of this Chapter shall apply to all septic tanks manufactured for use in Yuba County unless otherwise indicated in this Manual.

B. Materials

Septic tanks shall be precast reinforced concrete or other material approved by the Department. Wood, metal, fiberglass, and cast-in-place septic tanks are prohibited. Polyethylene tanks may be considered on a case-by-case basis.

C. Tank Construction/Design Specifications

1. Precast concrete tanks shall have a minimum wall, compartment and bottom thickness of two and one-half (2-1/2) inches, and shall be adequately reinforced. The top shall be at least four (4) inches thick.
2. Septic tanks shall have a minimum of two compartments. Installation of multiple single compartment tanks in a series is not acceptable, unless approved by Department prior to installation. The first compartment shall have a liquid capacity of two-thirds (2/3) of the total required liquid capacity, as measured from the invert of the outlet fitting.
3. Each compartment shall have access provided by a manhole having not less than eighteen (18) inches across its shortest dimension unless otherwise approved by the Department.
4. Each compartment shall be provided with a concrete (or other material approved by the Department) watertight riser, extending to the ground surface or above, with a minimum inside horizontal measurement equal to or greater than the access man-hole. All joints shall be properly sealed with a sealant and/or an interlocking mechanism approved by the Department. Cement grout sealing alone is not an acceptable method of sealing joints. Surface water shall be diverted away from the riser cover by creating a sloping surface away from the riser, or extending the riser three (3) inches above ground surface. The cover shall be securely fastened with stainless steel or other corrosion resistant fasteners to make the riser vandal, tamper, and child resistant. No cover shall exceed seventy-five (75) pounds.
5. No riser shall have an inside horizontal dimension of less than twenty-four (24) inches. The liquid depth of any compartment shall be at least thirty (30) inches. Liquid depths greater than seventy-two (72) inches shall not be considered in determining the working liquid capacity.
6. Septic tanks shall be watertight. They shall be built such that any construction joints will be above the effluent level. An in-situ watertight test may be required of any septic or pump tank. Testing may require that the tank be filled with water 1 inch into the riser or that a county approved vacuum test be performed.

7. Septic tanks shall be capable of supporting an earth load of at least three hundred (300) pounds per square foot when the maximum coverage does not exceed three (3) feet. Tanks installed with more than three (3) feet of cover shall be reinforced to support the additional load. Tanks, risers, and riser covers installed beneath paved surfaces subject to vehicular traffic (e.g., driveways) shall be engineered to support the additional load.

8. At least ten (10) percent of the inside volume of the tank shall be above liquid level to provide scum storage.

D. Size

1. Septic tank size shall be determined in accordance with Chapter 8 for single-family dwellings or Chapter 9 for commercial facilities.
2. The liquid depth of any compartment shall be at least thirty (30) inches. Liquid depths greater than seventy-two (72) inches shall not be considered in determining the working liquid capacity.

E. Fittings

1. The inlet and outlet fittings shall be of Schedule 40 PVC, Schedule 40 ABS, or other materials approved by the Department, with a minimum diameter of three (3) inches.
2. The distance between the inlet and outlet fittings shall be equal to, or greater than, the liquid depth of the tank.
3. All fittings shall be secured with a sealant approved by the Department and shall be constructed so as to be watertight. Tank fitting locations shall be properly engineered to ensure the structural integrity of the tank.
4. The inlet fitting shall be a "sanitary tee" with minimum pipe diameter no less than the connecting building sewer nor less than three (3) inches. It shall extend at least four (4) inches above and twelve (12) inches below the liquid level.
5. The outlet fitting shall be a "sanitary tee" with minimum pipe diameter no less than the connecting effluent sewer pipe nor less than four (4) inches in order to accommodate an effluent filter. The outlet fitting shall extend at least four (4) inches above liquid level, and below liquid level a distance approximately equal to the flow level through the baffle. The diameter of the vertical leg extending below the liquid level shall not be less in size than the building sewer nor less than four (4) inches.
6. An effluent filter may be required prior to discharge of the effluent to the effluent sewer. It shall be commercially designed and manufactured, intended for effluent filtration, and be readily accessible for inspection and cleaning.
7. The invert of the inlet fitting shall not be less than one (1) inch and preferably three (3) inches above the invert of the outlet fitting.

8. Sanitary tees shall be accessible through the manhole access riser.

F. Baffles

A minimum three (3) inch diameter "tee" fitting or baffle slot (with the same opening area as the fitting) shall be placed in the common compartment (baffle) wall, using the same materials specifications as required for the outlet fitting. The invert of the "tee" fitting or baffle slot shall be located approximately at fifty (50) percent of the liquid depth. There shall be a minimum two-inch vent opening in the baffle above the liquid level. The baffle shall be constructed of the same material as the tank and extend a minimum of four (4) inches above the liquid level.

G. Markings

All septic tanks shall be marked on the uppermost tank surface with the liquid capacity of the tank and the manufacturer's business name.

H. Tank Documentation

For septic tanks proposed for use in Yuba County, or when a revised tank design is proposed the commercial manufacturer of the septic tank shall provide the Department with written documentation that the septic tank design, materials and construction comply with all requirements of this Manual. The manufacturer shall provide a set of plans and specifications prepared by a California registered professional engineer, for each tank design and a set reflecting any subsequent revisions. Plans shall include at a minimum: dimensions, reinforcing, structural calculations, materials specifications and the appropriate fee. The Department may conduct periodic manufacturer's facility inspection to verify compliance with this Manual.

Chapter 29. Distribution Box Materials And Construction

- A. Distribution boxes shall be constructed of concrete or other materials acceptable to the Department.
- B. Distribution boxes shall be watertight, and designed to accommodate the necessary distribution laterals and expected flows. The top, walls, and bottom of concrete distribution boxes shall be at least one and one-half (1-1/2) inches thick.
- C. For level sites, the distribution boxes shall be installed for parallel(equal) distribution to the disposal trenches. For sloping sites, the distribution boxes shall be installed so that the uppermost disposal trench receives effluent prior to the effluent being discharged to the subsequent, lower disposal trenches
- D. Each distribution box shall be provided with a sump extending at least two (2) inches below the invert of the outlets.
- E. For initial use of a manufacturer's distribution box design proposed for use in Yuba County, or when a revised box design is proposed for same, the commercial manufacturer of the prefabricated box shall provide the Department with written documentation that the box design, materials and construction comply with all requirements of this Manual.
- F. All distribution boxes shall be level, bedded on undisturbed soil, aggregate with a minimum of 90% compaction, or on concrete.

Chapter 30. Diversion Valve Materials And Construction

A. Diversion valves shall be constructed of durable material and be of a design approved by the Department. They shall be corrosion-resistant, watertight, and designed to accommodate the inlet and outlet pipes.

B. Each diversion valve shall have a positive stop.

C. The manufacturer's name shall be marked on the cover.

D. For initial use of a manufacturer's diversion valve design proposed for use in Yuba County, or when a revised valve design is proposed for same, the commercial manufacturer of the prefabricated valves shall provide the Department with written documentation verifying that the valve design, materials and construction comply with all requirements of this Manual.

DRAFT

Chapter 31. Dosing/Pump Tank Materials And Construction

A. Dosing tanks shall be constructed in accordance with the minimum standards of Chapter 28 with the exception that the access manhole for the dosing tank shall be a minimum twenty (20) inches in diameter.

B. Each dosing tank employing one (1) or more pumps shall have a liquid capacity sufficient to deliver the design dose, and have a minimum additional capacity of one day's design flow above the high level alarm.

C. Each dosing tank shall be marked on the uppermost surface with the liquid capacity and manufacturer's business name, or a number assigned by the Department.

D. For dosing tanks proposed for use in Yuba County, or when a revised tank design is proposed, manufacturer of the tank shall provide the Department with written documentation that the tank design, materials and construction comply with all requirements of this Manual. The manufacturer shall provide a set of plans and specifications prepared by a registered professional engineer for each tank design and a set reflecting any subsequent revisions. The appropriate fee shall accompany plans.

DRAFT

Chapter 32. Effluent Pump, Control, And Alarm Materials And Construction

A. General Statement

Unless otherwise specified, effluent pump, control box, and alarm materials and construction shall at minimum be in conformance with this Chapter.

B. Pumps, Controls, and Alarms

Electrical components used in systems shall comply with the California Electrical Code, and the following provisions:

1. Motors shall be continuous-duty, with overload protection.
2. Pumps shall have durable impellers of bronze, cast iron, or other materials approved by the Department.
3. Submersible pumps shall be provided with an easy, readily accessible means of electrical and plumbing disconnect, and a non-corrosive lifting device as a means of removal for servicing.
4. For pressure distribution systems, a corrosion-resistant screen or other filter device shall protect the pump. The screen shall have at least twelve (12) square feet of surface area, with one-eighth (1/8) inch openings. The use of a screen is not required if the pump does not discharge into a pressurized distribution system, and the pump has a non-clog impeller capable of passing a 3/4 inch diameter solid sphere.
5. Pumps shall be automatically controlled by sealed mercury float switches with a minimum mercury tube rating of twelve (12) amps at one hundred fifteen (115) volts AC or by a Department-approved equivalent.
6. Pumps shall have automatically resetting audible and visual high water level alarms with manual silence switch that is located in or near the building served by the pump. The audible alarm only may be user cancelable. The electrical box for the pump and alarm system shall not be located in an environment that may damage the components.
7. Wiring must be of proper construction and gauge and permanently fixed to a supporting structure under permit from the local Building Department, unless such permit is waived by the Building Department.
8. The pump and alarm must be connected to separate circuits.
9. There shall be a non-resettable digital pump cycle counter in the electrical box.
10. There shall be a manual override switch in the electrical box to facilitate dosing control during inspections.

Chapter 33. Pipe Materials And Construction

A. General Statements

Unless otherwise specified, piping shall consist of materials and be constructed in conformance with the standards of this Chapter. All piping shall be free of defects or damage. All connection of pipes of different diameters shall be made with the proper fittings.

B. Building Sewer Pipe

The building sewer pipe is within the jurisdiction of the Building Department and shall be constructed with materials in conformance to building sewer standards, as identified in the California Plumbing Code.

C. Effluent Sewer Pipe, Header Pipe, and Fittings

Tightline pipe shall extend a minimum of five (5) feet out of the distribution box. Effluent sewer, header pipe and fittings shall be a minimum three (3) inch diameter, watertight and one of the following:

1. Schedule 40 PVC that meets the most current ASTM D-1785 for three (3) inch pipe and D-2672 for minimum four (4) inch pipe.
2. Schedule 40 Acrylonitrile-Butadiene-Styrene (ABS) that meets the most current ASTM Specification D-2468.
3. ASTM SDR 35 with solvent-welded or rubber-gasketed joints.
4. Other material approved by the Department.

NOTE: The first ten feet of effluent sewer pipe extending from the septic tank outlet shall be either “(1)” or “(2)”. When the first distribution box is less than ten feet from the septic tank the effluent sewer pipe shall extend to the first distribution box.

All pipe and fittings shall be capable of passing a deflection test withstanding three hundred-fifty (350) pounds per foot without cracking or collapsing by using the method described in ASTM 2412. Markings shall meet requirements established in ASTM Specification D-2719, subsections 9.1.1, 9.1.2 and 9.1.4. The manufacturer of polyvinyl chloride pipe may be required to certify in writing to the Department, that pipe and fittings provided for use in absorption facilities within the County comply with all requirements of this Chapter.

D. Distribution Piping

Distribution piping for gravity flow systems shall be a minimum three (3) inches diameter Polyethylene (PE) pipe that meets the most current ASTM Specifications F-810, or other material approved by the Department. The pipe described above shall have two (2) rows of holes spaced one hundred-twenty

(120) degrees apart and sixty (60) degrees on either side of a centerline. For distribution pipe, a line of contrasting color shall be provided on the outside of the pipe along the line furthest away and parallel to the two (2) rows of perforations. Markings, consisting of durable ink, shall cover at least fifty (50) percent of the length of the pipe. Markings may consist of a solid line, letters, or a combination of the two. Intervals between markings shall not exceed twelve (12) inches. The holes of each row shall not be more than five (5) inches on center and shall have a minimum diameter of one-half (1/2) inch.

E. Pressure Transport Pipe, Pressure Distribution Manifolds, and Pressure Distribution Laterals

Pressure transport pipe, pressure distribution manifolds, and pressure distribution lateral (piping and fittings), shall meet the most current requirements for schedule 40 PVC pressure pipe as identified in ASTM Specifications D-1785, or other material approved by the Department. All pressure distribution laterals and all pressure transport and manifold piping shall be adequately sized for the design flow.

DRAFT

Chapter 34. Vault Privy And Portable Toilet Materials And Construction

A. General Requirements for Vault Privy and Portable Toilet Shelters

1. Structures shall be free of hazardous surface features, such as exposed nail points, splinters, sharp edges, and rough or broken boards, and shall provide privacy and protection from the elements.
2. Building ventilation shall be equally divided between the bottom and top halves of the room. All vents shall be screened with sixteen (16) mesh screen of durable material.
3. Buildings shall be fly and rodent proof, and shall have self-closing doors with an inside latch.
4. Vaults shall be vented to the outside atmosphere by a flue or vent stack having a minimum inside diameter of four (4) inches.
5. Interior floors, walls, ceilings, partitions, and doors shall be finished with readily cleanable impervious material resistant to wastes, cleansers and chemicals. Floors and risers shall be constructed of impervious material and in a manner that shall prevent entry of vermin.
6. The seat opening shall be covered with attached, open-front toilet seats with lids, both of which can be raised to allow use as a urinal.
7. A toilet tissue holder shall be provided for each seat.

B. Additional Provisions for Vault Privy Shelters

In addition to complying with the requirements of Chapter 34, vault privies shall be provided with:

1. Vents equal in area to a minimum of three (3) square feet; and
2. A minimum clear space of twenty-four (24) inches between multiple-unit installations and a clear space of twelve (12) inches from the seat opening to the side building wall in single and multiple units.

C. Additional Provisions for Portable Toilet Shelters

Portable shelters may be prefabricated, skid mounted, or mobile. In addition to complying with the requirements of Chapter 34, portable toilet shelters shall:

1. Provide screened ventilation to the outside atmosphere having a minimum area of one (1) square foot per seat;
2. Provide a minimum floor space outside of the riser of nine (9) square feet per seat; and
3. Provide separate compartments with doors and partitions or walls of sufficient height to ensure privacy in multiple-unit shelters except that separate compartments are not required for urinals.

D. General Requirements for Vault Privy and Portable Toilet Facilities

1. They shall have watertight chambers constructed of reinforced concrete, plastic, fiberglass, metal, or other material of acceptable durability and corrosion resistance, approved by the Department, and designed to facilitate the removal of the wastes.
2. Wastes shall be stored in an appropriate chamber until proper removal for final disposal elsewhere. Wastes shall be removed from the chamber as necessary to prevent overflow.
3. All surfaces subject to soiling shall be impervious, easily cleanable, and readily accessible.

E. Additional Provisions for Vault Privy Facilities

In addition to meeting the provisions of Chapter 34, vault privy facilities shall meet the following:

1. The capacity of vaults shall be adequately sized to accommodate the proposed use.
2. A caustic shall be added routinely to vault chambers to control odors.

F. Additional Provisions for Portable Toilet Facilities

In addition to meeting the provisions of Chapter 34, portable toilets shall meet the following:

1. Have toilet bowls constructed of stainless steel, plastic, fiberglass, or ceramic or of other material approved by the Department;
2. Waste passages shall have smooth surfaces and be free of obstructions, recesses or cross braces which would restrict or interfere with flow of wastes;
3. Biocides and oxidants shall be added to waste detention chambers at rates and intervals recommended by the manufacturer;
4. Chambers and receptacles shall provide a minimum storage capacity of fifty (50) gallons per seat; and
5. Portable shelters housing chemical toilets shall display the business name of the licensed sewage disposal service that is responsible for servicing them.
6. Portable toilet rental companies shall obtain a permit to operate from the Department.

Chapter 35. Artificial Drain Design, Materials And Construction

A. General Statement

For the purposes of this Manual, an artificial drain means a curtain drain or vertical drain that drains or diverts groundwater from the disposal field.

B. General Criteria for Approval of an Artificial Drain

Unless otherwise approved, an artificial drain shall meet the minimum requirements as follows:

1. All artificial drains shall be designed by a consultant and generally conform to the requirements of alternative systems, Chapter 9.
2. Artificial drains shall meet the minimum setback requirements to disposal area and replacement area and septic tank as indicated in Table 1 (contained in Chapter 36). The discharge pipe and drainage trench pipe are integral parts of the system, but do not need to meet setback requirements to property lines, streams, lakes, ponds or other surface water bodies.
3. All other requirements for system approval, except depth to groundwater, can be met. However, after the drain is installed, the groundwater levels shall conform to the requirements for vertical separation to groundwater for the proposed system.
4. For a curtain drain, the site will allow discharge to the ground surface.
5. The Department has the discretion of requiring demonstration that a proposed artificial drain is effective prior to issuing a permit.

C. Design, Construction, and Materials Requirements for Artificial Drains

1. The artificial drain shall be filled with filter material. Prior to backfilling the trench, the filter material shall be enveloped and covered with filter fabric. A minimum of six (6) inches of soil cover shall be placed over each trench.
2. A four (4) inch minimum diameter Polyvinyl Chloride (PVC) or Polyethylene (PE) perforated pipe shall be laid the entire length of the trench with two (2) inches of gravel underneath the pipe. EXCEPTION: This provision is not applicable to a vertical drain that penetrates a limiting layer and discharges into an underlying permeable soil.
3. The trench shall be situated so that captured water drains by gravity-flow out of outlet pipes. Trench bottoms shall maintain a minimum of one (1) percent slope throughout the drainage trench. In areas where the outlet pipe will be subject to damage, the pipe shall be adequately protected. EXCEPTION: This provision is not required for a vertical drain that penetrates a limiting layer and discharges into an underlying permeable soil.

4. The trench shall be a minimum of twelve (12) inches wide. For a curtain drain, it shall extend from ground surface at least 6 inches into a limiting layer. For a vertical drain, the trench shall penetrate through the limiting layer into a permeable soil.

5. The trench shall be installed upslope of the disposal area to be protected.

D. Discharge Outflow

In the event that the discharge outflow from a curtain drain will impact a neighboring property, the trench outlet from a curtain drain shall only discharge into a drainage channel or other conveyance designed for the transport of water, unless otherwise approved by the Department.

DRAFT

Chapter 36. Tables

Table One: Features Requiring Setback: Min. Horizontal Separation Distance In Feet *

Distance Required From:	From Disposal Field Initial, Re- placement, MUSDA	From Septic Tank And Sand Filter	From Seepage Pit
Wells			
Public well	150'	100'	200'
Private well	100'	100'	150'
Other wells, excluding monitoring wells	100'	100'	150'
Surface waters¹			
Reservoirs, lakes, or perennial streams	100'	100'	150'
Springs or Ponds upgradient	50'	50'	100'
Springs or Ponds downgradient	100'	100'	100'
Intermittent streams, drainage swales	50'	50'	50'
Artificial drains--Vertical/Curtain drains			
Upgradient of system	15'	15'	NA
Downgradient of system	50'	25'	NA
Water canals²			
Flat area	50'	50'	100'
Sloping area			
Distance Required From:	From Disposal Field Initial, Re- placement, MUSDA	From Septic Tank And Sand Filter	From Seepage Pit
-Upgradient	Clear ROW ³	Clear ROW ³	100'
-Downgradient	100'	50'	100'

Cuts manmade in excess of 2.5 feet (top of downslope cut) or escarpments	4 X height ⁴ of the bank, to a maximum of 50'	20'	4 X height ⁴ of the bank, to a maximum of 50'
--	--	-----	--

Property lines

Adjacent property served by public water	10'	5'	10'
Adjacent property served by water well	50'	25'	75'
Foundation lines of any structure including garages, out-buildings,** paved areas	8' or 15' ⁶	5' ⁷	5'
Swimming pools			
In-ground	20'	20'	20'
Above-ground	5'	5'	5'
All Water lines	10' ⁹	5' ⁸	10'
Easements ⁹	Clear	Clear	Clear

FOOTNOTES:

* If a setback is not specified in this Table, the most recently Board of Supervisors-adopted California Plumbing Code setback will be applied.

** No setback requirements for a septic tank to a paved surface

1. Setbacks from streams and creeks shall be measured from bank drop-off or mean yearly high water mark

2. Unless otherwise indicated in this table, in the case of flat ground surface and when a different distance is given for upgradient and downgradient, the greater setback distance shall apply.

3. "ROW" = Right of Way

4. The height (in feet) of the cut or escarpment as measured from the toe of the cut or escarpment vertically to the projection of the natural ground slope.

5. The ten (10) feet separation applies where adjacent parcels have been developed with a dwelling and approved water supply. The 50-foot separation shall be used when adjacent parcels have not been so

developed. For subdivisions, disposal fields may be ten (10) feet from interior property lines in private well areas if a well has been drilled on the affected parcel and meets Department standards for an approved domestic water supply. The greater setback shown above shall apply to parcels adjacent to the subdivision. However, written approval from any affected, adjacent property owner to allow a reduction of the required setback can be approved by the Department.

6. In cases with cover soil, leach lines must be 15' from foundations/structures to allow for cover to extend 10' beyond edge of trench and taper at a 4:1 slope.

7. The Department encourages the placement of septic tanks and other treatment units as close as feasible to the minimum separation from the building foundation in order to minimize possible clogging of the building sewer.

8. Unless otherwise approved by the Department, crossing of water lines and effluent sewer lines is prohibited.

9. A system may be installed underneath overhead power lines or cross other utilities (e.g., canals) providing all of the following conditions are met:

- Written authorization is received from the utility company operating and maintaining the utility affected or for which the easement or restriction was granted;
- The Department determines that the encroachment is necessary and there is no other viable area in which to install the system; and
- All construction modifications required by the Department and the affected utility company(ies) are instituted to carry out the purposes of this Manual.

Table Two: Design Flows Type of Business or Facility	Minimum Flow (Gallons per Day)
Airports, bus terminals, train stations	8 (per employee)
Bathhouses and swimming pools	10 (per person)
Camps (4 persons per campsite, where applicable)	
-with central comfort stations	
-with flush toilets, no showers	35 (per person)
-construction camps (semi-permanent)	25 (per person)
-day camps (no meals served)	50 (per person)
-resort camps (night and day) with limited plumbing	15 (per person)
-luxury camps	50 (per person)
	100 (per person)
Churches	
-with kitchen	15 (per seat)
-without kitchen	5 (per seat)
Country clubs	
-per resident member	100
-add per nonresident member present	25
-add per employee	20 (per 8 hour shift)

Dentist office	
-per wet chair	200
-add per non-wet chair	50
Dwellings	200
Guest house, for authorization notice approval (one bedroom)	300 min or 150/bedroom 150 (per bedroom)
Guest house, for connection to new system (more than 1 bedroom)	10 (per person) 80 (per person)
Boarding houses	300 (per unit)
-additional for non-residential boarders	300
Rooming houses	150 each additional bedroom
Condominiums, apartments and other dwellings except for single-family dwellings	300 150 each additional bedroom
Single family dwellings, 1-2 bedrooms	200
-with more than 2 bedrooms	
Secondary dwelling with individual system, 1-2 bedrooms	
-with more than 2 bedrooms	
Secondary dwelling, for authorization notice approval (requires sep-arate septic tank)	
Factories	35 (per person, per shift)
-with shower facilities, no food service or industrial wastes	15 (per person, per shift)
-without shower facilities, no food, service or industrial wastes	
Hospitals	250 (per bed space)
Hotels or motels	120 (per room)
-with private baths	100 (per room)
-without private baths	
Institutions other than hospitals	125 (per bed)
Laundries, self-service washing machines	500 (per machine)
Mobile home parks	250 (per space)
Parks, public picnic areas	5 (per person)
-with toilet wastes only	10 (per person)
-with bathhouses, showers and flush toilets	
Restaurants	50 (per seat)
-with multi-use utensils	25 (per seat)
-with single service utensils	50 (per seat)
-with bars and/or cocktail lounges	50 (per car space)
-drive-in restaurant	
Retail stores	650 (per toilet)
-for customer	15 (per shift)
-add for each employee	
(add 100 gallons/day for each utility sink)	
Schools	100 (per person)
-boarding	15 (per person)

-day (without gyms, cafeterias or showers)	25 (per person)
-day (with gyms, cafeterias and showers)	20 (per person)
-day (with cafeteria, no gym or showers)	
Service stations	10 (per vehicle served)
Swimming pools and bathhouses	10 (per person)
Theaters	5 (per seat)
-movie	20 (per car space)
-drive-in	
Recreational vehicle parks	50 (per space)
-without individual water and sewer hookups	100 (per space)
-with individual water sewer hookups	
Workers	50 (per person)
-Construction (temporary camps)	15 (per shift)
-day, at schools and offices	

DRAFT

COUNTY OF YUBA
LOCAL AGENCY MANAGEMENT PLAN
PART 3
ADDITIONAL CONSIDERATIONS

Responsibilities and Duties

3.3 Annual Report. Yuba County shall submit a report to the Regional Water Quality Control Board (RWQCB) that includes the following information:

- Number and location of complaints, complaint investigations and outcomes
- Permits issued for septic tank pumper trucks (Yuba County Code Chapter 7.07)
- Number, location, and description of permits issued for new and replacement OWTS with Tier indicated

3.3.2 OWTS Cleanings. Yuba County Ordinance does not require ongoing, routine inspections of standard OWTS. However, it does require that any time an OWTS is serviced the tank is to be inspected for signs of deterioration and other system deficiencies. In addition, a report detailing the results of the inspection is to be submitted to Environmental Health Services within 30 days unless the system is in a state of failure. Under those circumstances the report must be submitted within 24 hours.

If the report identifies any deficiencies, a tiered enforcement response is implemented. Initially, a notice is generated and mailed to the property owner. Depending on the severity of the problem, the notice will either recommend corrective action or direct that a repair of the OWTS be completed by a specified date. If the property owner makes the necessary repairs, then no further action is taken. Should the property owner not take the needed action, a second notice is sent.

The majority of property owners make the needed repairs after receiving the Second Notice. In those cases when the property owner fails to comply with the Second Notice by the stated deadline, EHS will implement the next enforcement tier and issue a Notice of Violation. The Notice of Violation contains essentially the same information as the previous notices but it more emphatically states that the property owner is in violation of the County Code and corrective action is necessary to avoid additional enforcement measures.

3.4 Permanent Records- Installation permit records are maintained as hard files that remain in the office as well as on Envision-Connect® which includes information on the Tier under which the permit was issued. Annual operating permit information for alternative sewage treatment systems is maintained as hard files and on the Envision-Connect® electronic database. Permit information can be extracted from either the database or hardcopy files within 10 working days upon written request for review by any RWQCB.

3.5 YCEH shall notify the owner of a public well or water intake by telephone, email and/or site visit as soon as practicable but no later than 72 hours, upon discovery of a failing OWTS within the allowable setbacks as follows: OWTS Policy Section 7.5.6: 150' from a public water well where the depth of the effluent dispersal field does not exceed 10' OWTS Policy Section 7.5.7: Within 1200' from a public water system surface water intake if the failing system is 400 feet or less from high water mark OWTS Policy Section 7.5.8: Within 2500' from public water system surface intake if the failing system is 200' or less from high water mark Public Water Well and Public Water System shall have the meaning as found in the State OWTS Policy. All public water system wells and surface water intake locations will be captured in the County GIS database within six (6) months of full implementation of the LAMP. Water systems to be notified shall be determined using the appropriate GIS buffer based on the location of the failing OWTS. Until mapping is complete, EH land use staff will consult with the Yuba County Local Primacy Agency (LPA) staff on locations of public water system wells and water intake locations.

Tier 2 LAMP

9.0 Local Agency Management Program for Minimum OWTS Standards

This LAMP establishes minimum standards that provide an alternate method from Tier 1 to achieve the same policy purpose of protecting water quality and public health.

9.1 Considerations for LAMP

9.1.1 Degree of vulnerability to pollution from OWTS due to hydrogeological conditions. Yuba County will begin to collect monitoring data after approval and implementation of the LAMP as a part of the Alternative Sewage Disposal System monitoring program. If evidence indicates a hydrogeologically vulnerable area, the LAMP will be updated based on the data collected during the five (5) years between LAMP assessment reports.

All designs for new sewage dispersal systems require a site evaluation to be conducted by a qualified professional. Such professionals will generally consider site specific soil application rates of the least permeable relevant soil horizons, best available evidence of shallowest seasonal groundwater (including but not limited to soil mottling and direct observation), threats to sensitive receptors such as wells and surface water, and potential geotechnical issues.

9.1.2 High quality waters and other environmental conditions. Minimum parcel sizes are dictated by Yuba County Development Code Chapter 11.06 and Table 11.06.030. All residential zones except for Residential Estate (RE) have a minimum parcel size of 5 acres which is substantially larger than the densities considered in Table 1 of Section 7.8 of the OWTS policy and as such are more protective of groundwater and the environment. RE zones have a minimum parcel size requirement of 1.0 acre The minimum average annual rainfall in Yuba is 22"/year and according to Table 1 that density would be 1.5 dwelling unit/acre. Existing geographic areas with existing higher densities that predate current code requirements are considered as Tier 0 and will remain as such until or unless a failure is documented, in which case the failure will be mapped and the system will be repaired per the requirements of this Tier II LAMP.

9.1.3 Shallow soils requiring a dispersal system installation that is closer to ground surface than is standard. Yuba County OWTS Technical Standards requires a qualified professional perform site evaluations. If shallow soils are found an alternative sewage treatment system (ASTS) shall be designed and installed in accordance with Yuba County OWTS Technical Standards. Yuba County OWTS Technical Standards require conventional systems to have a minimum of 12" of soil cover which may be acceptable fill material. If unable to provide a minimum of 12" of soil cover over conventional dispersal system due to shallow soil depth and still provide 60" minimum suitable soil below trench bottom, an alternative sewage treatment system is required.

9.1.4 High domestic well usage area. Yuba County staff will GPS all new well location sites over the next five (5) years. If a pattern of areas with high domestic well usage develops, consideration will be given to further study these areas relative to areas identified as having a high incidence of sewage dispersal system failure or potential for soft failures with pathogen transport toward receptor wells. Considering the low density that results from our minimum parcel sizes this is not likely to be an issue.

9.1.5 Fractured bedrock. Yuba County OWTS Technical Standards requires a qualified professional perform site evaluations. If shallow soils are found due to fractured bedrock, an alternative sewage Treatment system (ASTS) shall be designed and installed in accordance with Yuba County OWTS Technical Standards. A minimum of 2 feet of acceptable soil between the dispersal area and the fractured bedrock is required for the design of any ASTS. Specific ASTSs with advanced treatment (mound, aerobic treatment, etc.) are suitable for sites with only 2 feet of soil between the dispersal area and the limiting condition.

9.1.6 Poorly drained soils. Yuba County OWTS Technical Standards requires a qualified professional perform site evaluations. If poorly drained soil is identified, limiting the amount of acceptable soil, an alternative sewage dispersal system (ASTS) shall be designed and installed in accordance with Yuba County OWTS Technical Standards. A minimum of 2 feet of acceptable soil above the poorly drained soils is required for the design of any ASTS. Specific ASTSs with advanced treatment (mound, aerobic treatment unit, etc) are suitable on sites with only 2 feet of soil. Other options for improving drainage may be identified during the site evaluation. An example would be the requirement to construct an interceptor drain if located on a sloping site.

9.1.7 Vulnerable surface water. Yuba County Code requires a 200 foot setback to any water supply watershed reservoir. Code will be modified to require a 400 foot setback if the disposal system is located less than 1200 feet to a public water system intake line. The areas around our surface water supplies are sparsely populated except where public sewer is available.

9.1.8 Impaired water bodies. Yuba County does not have any impaired water bodies requiring special considerations. If in the future Yuba County determines there are impaired bodies requiring special considerations appropriate revisions to the LAMP will be made.

9.1.9 High OWTS density areas. Nitrate has not been identified as a chronic issue in any area of Yuba County. Should monitoring results (see comprehensive monitoring plan in section 9.3.2) or data analysis show a concerning trend over the next five years for nitrate contamination this LAMP will be

reevaluated and updated as needed to consider nitrogen loading per area. Yuba County Code Section XX.XX.XXX includes the requirement for total and fecal coliform testing as well as nitrate testing whenever a yield test is required for new development.

9.1.10 Limits to parcel size. Minimum parcel sizes are dictated by Yuba County Development Code Table 11.06.030 and Chapter 11.06. All residential zones except for Residential Estate (RE) have a minimum parcel size of 5 acres which is larger than the densities considered in Table 1 of Section 7.8 of the OWTS policy and as such are more protective of groundwater and the environment. RE zones have a minimum parcel size requirement of 1.0 acre. County Code requires dedicated replacement areas for all newly created parcels or adjusted parcels. No parcel shall be improved beyond its capacity to properly provide for a code compliant sewage disposal system (County Code 07.07.XX).

9.1.11 Areas with OWTS that predate adopted standards are dispersed throughout the County. Existing conditions are allowed to continue as is under Tier 0 until or unless a failure is identified. These failures will be captured in a data base and mapped to a GIS layer. If a particular area with OWTS that predate adopted standards is identified during the 5 years between LAMP assessment reports as being one with a significantly higher number of failures, the LAMP will be updated as needed to address and include special considerations for continued protection of groundwater and the environment.

9.1.12 Areas with OWTS either within prescriptive, Tier 1 setbacks, or within setbacks that a Local Agency finds appropriate. There are no areas in Yuba County with known multiple, higher density developments with existing OWTS that are within the prescriptive setbacks set forth in Tier 1. Those that may exist are limited and dispersed throughout the County with no known concentrations of systems of this type.

9.2 The Yuba County LAMP shall cover the following types of Onsite Wastewater Treatment Systems (OWTS): residential and commercial domestic wastewater systems producing flows of 5,000 gallons-per-day or less; high strength domestic wastewater systems from commercial food service buildings that do not exceed 900 mg/L BOD. The LAMP shall provide regulations/guidelines for the local site evaluation conducted by a qualified professional, siting, design, construction monitoring and maintenance requirements (see Yuba County OWTS technical standards). It additionally covers each of the following:

9.2.1 Installation and inspection permits. The LAMP provides requirements for OWTS inspection, monitoring, maintenance, and repairs, including procedures to ensure that replacements or repairs to failing systems are done under permit from Yuba County Environmental Health Division (see Chapter XX.XX of County Code related to repairs and variances). Refer additionally to Yuba County OWTS technical document. All new installations require a plan review, installation permit and construction inspections. Additionally all new ASTS and private sewage disposal systems require annual operating permits and routine inspections by a service provider and bi-annual inspections by County staff. An administrative review of the service providers inspections shall be conducted by County staff on an annual basis. A standard operation and maintenance manual (O&M) will be provided by the County for

conventional sewage disposal systems. All ASTS systems will have an O&M manual prepared by the design professional.

9.2.2 Yuba County does not currently have any impaired water bodies. If any water bodies are identified, the LAMP will be updated to address those as they arise.

9.2.3 The LAMP recognizes that not all new, replacement, or repair OWTS will be able to meet minimum required setbacks, soil depth, groundwater separation, and/or additional minimum requirements and has therefore provided for a variance section to address such circumstances (see Chapter XX.XX of Yuba County Code). Variances will not be permitted for cesspools of any kind or size or for new, replacement, or repair OWTS where public sewer is available. The variance process will not authorize any of the prohibited items in Section 9.4 of the Policy.

9.2.4 The LAMP provides educational, training, certification, and/or licensing requirements that will be required of OWTS Service Providers, Site Evaluators, Designers, Installers, Maintenance Contractors, and any other person relating to OWTS activities (see “Definitions” of the Yuba County Code).

9.2.5 The LAMP provides a plan for an education and outreach program including informational materials to inform OWTS owners about how to locate, operate, and maintain their OWTS. Additionally see section 9.2.2 above. Regarding education related to ongoing operation and maintenance, alternative OWTS designers must provide the homeowner with an operation and maintenance manual specific to the type of system installed. Verification of delivery of a copy of the operation and maintenance manual must be documented in the final letter from the design professional. The County will retain an electronic copy of the operations manual for future replacement needs. The operation manual shall cite homeowner or Service Provider procedures to ensure maintenance, repair, or replacement of critical items within 48 hours following failure. Yuba County will provide an operations manual to homeowners that install a conventional system.

9.2.6 Septage receiving facilities for septage generated

9.2.7 Presently there are no onsite wastewater maintenance districts in Yuba County and currently none are under consideration. Yuba County Code Section XX.XX.XXX prohibits the development of a subdivision using individual sewage disposal systems where such subdivisions can be connected to an existing public sewer system. County Code further restricts the creation of small lot subdivisions (by minimum parcel size requirements) which geographically restricts the possibilities for an onsite wastewater maintenance district. Should a proposal be submitted in the future for any onsite wastewater maintenance district and/or community type wastewater solution in a particular area, feasibility studies would have to include, as project alternatives, consideration of such formation in accordance within the provisions of Health and Safety Code.

9.2.8 At this time Yuba County does not anticipate developing or implementing a Regional Salt and Nutrient Management Plan. Yuba County will consider collaborating with regional efforts on a plan if asked to participate in the future.

9.2.9 The County does not currently work with any watershed management groups and does not anticipate doing so in the future.

9.2.10 The LAMP includes procedures for evaluating the proximity of public sewer systems to new or replacement OWTS installations (See County Code Sections XX.XX.XXX). Currently sewer district boundaries are mapped and if a property is close to a boundary, staff will consult with the district prior to issuance of any permits. Parcels within designated service areas will not be issued a permit until or unless the district issues a waiver based on specific conditions (see County Code Chapter XX.XX).

9.2.11 The County will notify the owner of a public water system prior to issuing an installation permit for any new, replacement, or repair OWTS in such cases that the OWTS is; within 1200 feet of an intake point for a surface water treatment plant for drinking water, is in the drainage area catchment in which the intake point is located, and is located such that it may impact water quality at the intake point such as upstream of the intake point for a flowing water body, or if the OWTS is within a horizontal sanitary setback from a public well. See section 3.5 above and County Code table XX.XX.XXX040. Yuba County staff, during regulated water system inspections for the 2015-2016 fiscal year will use GPS to identify all parcels having public water systems and will identify all public water system wells, surface collection reservoirs and surface water intakes. Additionally, staff will coordinate with City jurisdictions to identify those large public water systems as well. This data will be used to create a GIS data base layer for use upon approval of this LAMP. Any new OWTS within 1200 feet of a located public water supply will be identified using GIS buffers and will require notification prior to permit issuance.

9.2.12 The LAMP outlines policies and procedures to be followed when a proposed OWTS dispersal area is within the horizontal sanitary setback of a public well or a surface water intake point. These policies and procedures establish best available technology and siting practices which shall mitigate the potential adverse impact to the public water source (County Code section XX.XX.XXX and XX.XX.XXX). New or replacement OWTS shall meet a minimum horizontal setback of 150 feet from a public water well where the depth of the effluent dispersal system does not exceed 10 feet in depth. Yuba County does not allow any OWTS with effluent dispersal deeper than 10 feet, without supplement treatment. For replacement OWTS that do not meet the above horizontal separation requirements, the replacement OWTS shall meet the horizontal separation to the greatest extent practicable. In such case, the replacement OWTS shall utilize supplemental treatment and other mitigation measures, unless the permitting authority finds that there is no indication that the previous system is adversely affecting the public water source, and there is limited potential that the replacement system could impact the water source based on topography, soil depth, soil texture, and groundwater separation. For new OWTS, installed on parcels of record existing at the time of the effective date of this Policy that cannot meet the 150 horizontal setback to a public water supply, the OWTS shall meet the horizontal separation to the greatest extent practicable and shall utilize supplemental treatment which may include disinfection for pathogens and other mitigation measures as described in the LAMP and County Code Chapter XX.XX.

9.2.13 Cesspools are not permitted in Yuba County and any Cesspool discovered shall be properly abandoned and a repair or replacement system installed as soon as practicable.

9.3 Minimum Local Agency Responsibilities

9.3.1 OWTS that are granted a variance will be mapped on the GIS "OWTS" layer. If a permit is issued based on County Code Chapter XX.XX for a variance or repair, this will be captured in the permitting data base application specific information (ASI) fields and identified on the OWTS layer. Information on the number, location and description of permits can be queried in a report as needed.

9.3.2 Water quality assessment program

GIS layer for data management- OWTS layer will be used to capture the location of systems for which a variance was granted and for which a repair was installed.

Failures. There are several ways in which failures are identified. In some instances a property owner will work with a contractor who in turn works with the County on a repair. In other instances, a complaint is received about a possible failing septic system and will be logged into the County Envision-Connect® database (see below). Failures that result in the issuance of a repair permit will be captured in Envision-Connect® and mapped to the OWTS layer as a repair.

Complaints are currently logged to the Envision-Connect® data base. As a part of this LAMP, these complaints will be mapped to the OWTS layer as a 'complaint'. Upon receipt of a complaint, an investigation will be conducted. Based on the outcome of the investigation, a repair permit may be required.

Inspection data. All ASTS systems are inspected either by a service provider or service provider overseen by County staff. Information from the inspection reports is captured electronically in the Envision-Connect® database. Key fields will be used to identify failing systems and this information will be mapped to the OWTS layer as an 'inspection failure'. Additionally, service providers are required to report results of inspections electronically. Any systems for which an actual failure is identified by the service provider will also be mapped to the OWTS layer and identified in the same manner.

Periodic sampling of OWTS monitoring wells. County staff will develop a groundwater monitoring program that will be used to evaluate groundwater levels and identify constituents of concern (ie nitrates and pathogens) within and in the vicinity of OWTS dispersal areas. Using the County GIS mapping tools, areas for periodic sampling will be identified based upon such factors as location, topography, and OWTS density. Within each area, certain OWTS may be chosen for routine groundwater level monitoring, and random quality samples will be taken from a selected number OWTS. Monitoring and sampling will be completed during the winter months and the information shall be collected and stored for further evaluation and mapping.

9.3.2.1 Domestic well sampling- Yuba County currently requires well testing of total and fecal coliform and nitrates on all wells when a yield test is required for development. The county does not have a random well sampling program and does not anticipate developing one in the future.

9.3.2.2 Real estate transactions-no information is captured at this time and there are no plans to require this in the future.

9.3.2.3 Yuba County Environmental Health staff is the LPA overseeing the small public water system program. Public Water Systems will continue to conduct water quality sampling as required by the small water system program. Environmental Health Staff reviewing water quality data for the small water system program will alert Environmental Health staff working in the LAMP program if results reveal some change in groundwater quality that may stem from a sewage treatment system related problem. Additionally, LAMP program staff will alert water system program staff in the event of a failure at a site or close to a site of a small public water system.

9.3.2.4 New Development- County well ordinance (Section XX.XX.XXX) currently requires new wells to be used for new development to be tested for total and fecal coliform and nitrates when a yield test is required prior to new development. This information will be captured in our permitting data base and mapped to a GIS layer when the MCL is exceeded.

9.3.2.5 Public beaches-N/A no beach sampling proposed.

9.3.2.6 Sampling related to NPDES permits. County Environmental Health Staff will work with County Public Works staff in the area of overall water quality monitoring, sampling and data collection. Currently NPDES sampling is specific to that program however this may be expanded as part of an ongoing collaborative effort over the next several years. As this evolves, any changes or additions to the water quality monitoring and assessment will be evaluated and the LAMP revised as needed.

9.3.3 Annual Report. No later than February 1st of each year, County will submit to the CVRWQCB, a report in tabular, spreadsheet form summarizing the status of the following items:

1) The number and location of complaints pertaining to OWTS and how the complaints were resolved. (LAMP 3.3, 9.3.2)

2) Applications and registrations issued as part of the County septic tank cleaning registration (pumper truck) program pursuant to Section 117400 et. seq. of the California Health and Safety Code and Chapter X.XX of the Yuba County Code. (LAMP 3.3.)

3) The number, location and description of permits issued for new and replacement OWTS and under which tier the permit was issued. (LAMP 3.3)

4) Number, location and description of permits issued for OWTS where a variance is granted. (LAMP 9.3.1)

5) Results of water quality assessment program. (9.3.2) Five Year Water Quality Assessment Report. Every five years the annual report to the CVRWQCB will be accompanied by a Water Quality Assessment Evaluation Report that summarizes the information and findings from the Water Quality Assessment Program (9.3.2). The report will provide an assessment of any evidence of water quality impacts from OWTS along with any recommended changes to the LAMP to address the identified impacts. The Water Quality Control Board is expecting to issue a guidance document on how this information should be gathered and organized for submittal. Upon receipt of such guidance, this section of the LAMP can be updated to include specifics

identified. Any water quality data generated by the County from monitoring activities will be submitted in an electronic data format as required.

9.4 Prohibitions-Components Not Allowed or Authorized in LAMP

9.4.1- Cesspools Cesspools are not permitted for new construction in Yuba County. Any Cesspool discovered shall be properly abandoned and a repair or replacement system installed as soon as practicable (Yuba County Code XX.XX.XXX,).

9.4.2 Projected Flow greater than 5,000 gallons per day The Yuba County LAMP applies to OWTS producing flows of less than five thousand (5,000) gallons per day (Yuba County Code XX.XX.XXX). If the proposed flow is greater than five thousand (5,000) gallons per day the method of treatment and disposal shall be approved by the CVRWQCB.

9.4.3 OWTS with surface discharge. Yuba County will NOT allow any surface discharge of sanitary wastewater. All proposed surface disposal of sanitary effluent shall be under the jurisdiction of the CVRWQCB (Yuba County OWTS Technical Standards).

9.4.4 Installations on slopes greater than 30% are prohibited without a registered professional's report (Yuba County Code XX.XX.XXX, Yuba County OWTS Technical Standards).

9.4.5 Sizing reduction and decreased leaching area for International Association of Plumbing and Mechanical Officials (IAPMO) certified dispersal systems is not allowed (Yuba County OWTS Technical Standards).

9.4.6 Supplemental treatment without Monitoring and Inspection is not allowed. All systems with supplemental treatment (ASTS) require annual permitting and monitoring as well as inspection by either a service provider or County or both (Yuba County OWTS Technical Standards Part III).

9.4.7 Significant Waste from R.V. Holding Tanks-Yuba County Code (XX.XX.XXX) defines domestic wastewater to include only incidental RV holding tank dumping but does not include wastewater consisting of a significant portion of RV holding tank wastewater such as a RV dump station.

9.4.8 Encroachment above groundwater. The absolute minimum amount of soil allowed for installation of any type of sewage dispersal system is two (2) feet between the dispersal area and the limiting layer, including groundwater (Yuba County OWTS Technical Standards).

9.4.9 Installations near existing sewers. Yuba County Code (XX.XX.XXX) defines unavailability of public sewer and when connection will be required. For any property where the installation of a new, expanded or replacement OWTS is proposed, Yuba County Code Section XX.XX.XXX and XX.XX.XXX require connection to a public sewer when the nearest building proposed on any lot or parcel is no more than 200' from a public sewer and will not require the installation of a pump station which is not maintained by the sewer district.

9.4.10 Minimum setbacks identified in 9.4.10 (9.4.10.1-9.4.10.5 and County Code Table XX.XX.XXX) shall be maintained unless authorized through the repair/variance process (9.4.11, 9.4.12 and Yuba County Code Chapter XX.XX).

9.4.11 Supplemental Treatment, Replacement OWTS that do not meet minimum setback requirements. For replacement OWTS unable to meet the horizontal setback requirements of 9.4.10.1-9.4.10.5, the replacement dispersal field shall meet the setback requirements to the greatest extent practicable as set forth in County Code Chapter XX.XX and shall incorporate supplemental treatment and other measures, as appropriate, unless there is no evidence of an existing or potential threat of impact to the public water source by the OWTS based on topography, soil depth and composition, and ground water conditions. When the established horizontal setbacks cannot be met, in no case shall a repair sewage system be installed any closer than the existing system to a public water supply well or public surface water intake point.

9.4.12 Supplemental Treatment, New OWTS That Do Not Meet Minimum Setback Requirements. For new OWTS on parcels created prior to the effective date of the LAMP that are unable to meet the horizontal setback requirements of 9.4.10.1- 9.4.10.5, the new dispersal field shall meet the setback requirements to the greatest extent practicable. Per County Code Chapter XX.XX, an alternative sewage treatment system with supplemental treatment shall be required and shall be sited to meet the required setback to the maximum extent possible. Supplemental treatment with disinfection may be required when deemed necessary by the administrative authority for protection of the water supply. In no case shall a new sewage system that is a result of new construction be installed any closer than 100 feet to a public water supply well or public surface water intake point.

9.5 Technical Support of LAMP. The LAMP including all technical documents includes adequate detail, to support how all the criteria in this local program work to protect water quality and public health.

9.6 The CVRWQCB will consider past performance of local programs to protect water quality based on reviews of annual status and evaluation reports. Should deficiencies be identified, the County and the CVRWQCB will work together to make programmatic improvements.



COUNTY OF YUBA

OFFICE OF EMERGENCY SERVICES

(217-0516) Adopt... - 1 of 4


ROBERT BENDORF
COUNTY ADMINISTRATOR
DIRECTOR OF EMERGENCY SERVICES

SCOTT BRYAN
EMERGENCY OPERATIONS MANAGER

BRIANA SCHUETTE
EMERGENCY OPERATIONS PLANNER

Board Memo

To: Board of Supervisors

Fr: Scott Bryan, Emergency Operations Manager 

Re: Proclaim the existence of a local emergency in the County of Yuba

Date: May 24, 2016

Recommendation:

The Board of Supervisors adopts a resolution proclaiming the continuation of a local emergency due to the ongoing drought conditions.

Background:

On January 17, 2014 Governor Edmund G. Brown Jr. declared a Statewide Drought Emergency due to the impacts on the State of California as a result of four continuous years of drought. On February 18, 2014 the Director of Emergency Services proclaimed a local emergency due to the effects the drought has had within the County of Yuba. Your Board ratified said proclamation on February 25, 2014 and extended on April 26, 2016.

Discussion:

With an on-going water shortage affecting the County of Yuba, the final duration of the emergency has not yet been determined. The recent rainstorms are seasonally expected and are consistent with the average rainfall during this time of year. The National Weather Service continues to designate the County of Yuba as being in an extreme drought. Therefore it is recommended that your Board extend the current proclamation of a local emergency until the end of the incident period per (Govt. Code Section 8630 (c)). This proclamation of emergency will be reviewed and renewed no less than once every thirty days. Per Govt. Code Section 8630(d), this proclamation of emergency shall be terminated as soon as reasonably possible.

Committee Action:

No committee action was taken due to time constraints.

Fiscal Impact:

There is an unknown impact to the general fund as of this date.

THIS PAGE INTENTIONALLY LEFT BLANK

**BEFORE THE BOARD OF SUPERVISORS
OF THE COUNTY OF YUBA**

RESOLUTION:

**THE BOARD OF SUPERVISORS
ADOPT A RESOLUTION
PROCLAIMING THE EXISTENCE OF
AN ONGOING LOCAL DROUGHT
EMERGENCY IN THE COUNTY OF
YUBA.**

)
)
)
)
)
)

RESOLUTION NO. _____

WHEREAS, the Yuba County Director of Emergency Services did hereby proclaim a local emergency in the County of Yuba on February 18, 2014 per Ordinance Code section 4.20; and

WHEREAS, conditions of peril to public health and safety remain in the County of Yuba due to the statewide drought; and

WHEREAS, the County of Yuba Board of Supervisors does hereby find that the aforesaid conditions of peril do warrant and necessitate a proclamation of the existence of a local emergency due to a statewide drought; and

NOW, THEREFORE, IT IS HEREBY PROCLAIMED, that a local emergency continues to exist in the County of Yuba and the Board of Supervisors Proclamations through this resolution of the continuance of a Local Emergency in the County of Yuba.

PASSED AND ADOPTED at a regular meeting of the Board of Supervisors of the County of Yuba, State of California on the _____ day of _____ 2016.

AYES:

NOES:

ABSENT:

ABSTAIN:

Chair

ATTEST: DONNA STOTTLEMEYER
CLERK OF THE BOARD OF SUPERVISORS

APPROVE AS TO FORM:
COUNTY COUNSEL

Angel P. Morgan Jones



Yuba County Sheriff's Department

Steven L. Durfor, Sheriff-Coroner

(218-0516) Adopt... - 1 of 4

215 5th Street, Suite 150, Marysville, CA 95901
Ph: 530-749-7777 • Fax: 530-741-6445



DATE: MAY 24, 2016
TO: YUBA COUNTY BOARD OF SUPERVISOR'S
FROM: STEVEN L. DURFOR, SHERIFF_CORONER
RE: CAT ADOPTION FEE WAIVER

RECOMMENDATION:

Approve the resolution authorizing Yuba County Sheriff's Department to offer a cat adoption fee waiver for the period beginning June 1, 2016 and ending June 30, 2016.

BACKGROUND:

Yuba County Animal Care Services is currently inundated with a large population of cats and kittens. Every year, more and more cats are euthanized unnecessarily and the huge expense of capturing cats in the field, housing cats at the shelter and vaccinations alone surpasses the adoption rate.

The Million Cat Challenge is a national initiative to help save the lives of shelter cats. One of the components to the challenge is to break down the barriers of adoption. In our community, the simplest way to get cats adopted is to make adoptions more affordable.

DISCUSSION:

During the month of June 2016, Yuba County Animal Care Services proposes to waive the adoption fees for adult cats (\$43) and kittens (\$8) to help break down the financial barrier of adoption and hopefully find more cats loving homes.

FISCAL IMPACT:

No significant fiscal impact is anticipated. By joining the Million Cat Challenge, we will earn a grant from Maddie's Fund of \$1,000, which will offset the fee waiver of 23 adult cats.

COMMITTEE ACTION:

Due to the timeframe of this request, the item was placed directly on the Board of Supervisor's agenda.

THIS PAGE INTENTIONALLY LEFT BLANK

**BEFORE THE BOARD OF SUPERVISORS
OF THE COUNTY OF YUBA**

**A RESOLUTION AUTHORIZING
YUBA COUNTY SHERIFF'S
DEPARTMENT TO OFFER A CAT
ADOPTION FEE WAIVER PERIOD
BEGINNING JUNE 1, 2016 AND
ENDING JUNE 30, 2016**

)
)
)
)
)
)

RESOLUTION NO. _____

WHEREAS, the Yuba County Sheriff's Department has an Animal Care Services Division which wishes to offer a cat adoption fee waiver period in which they would waive the adoption fees for any cat or kitten adopted; and

WHEREAS, a fee waiver would increase cat adoptions and decrease the shelter population; significantly reducing the monetary costs of housing cats at the shelter and reducing the number of cats unnecessarily euthanized; and

WHEREAS, a cat or kitten adoption fee is collected by Animal Care Services, currently set by ordinance at forty-three (\$43) dollars for adult cats and eight (\$8) dollars for kittens under 4 months of age; and

WHEREAS, the Yuba County Sheriff's Department wishes to waive the cat and kitten adoption fees for a one month period beginning June 1, 2016 and ending June 30, 2016.

NOW, THEREFORE, BE IT RESOLVED AND ORDERED, that the Yuba County Board of Supervisors hereby authorizes the Yuba County Sheriff's Department to offer a cat/kitten adoption fee waiver beginning June 1, 2016 and ending June 30, 2016.

PASSED AND ADOPTED at a regular meeting of the Board of Supervisors of the County of Yuba, State of California, held on the _____ day of _____ 2016, by the following vote:

AYES:

NOES:


ABSENT:

Roger Abe, Chairman
Yuba County Board of Supervisors

ATTEST: DONNA STOTTLEMEYER
CLERK OF THE BOARD OF SUPERVISORS

By: _____

APPROVED AS TO FORM
ANGIL MORRIS-JONES
COUNTY COUNSEL





RECEIVED

MAY 12 2016

Clerk/Board of Supervisors

May 06, 2016

The Honorable Tom Vilsack, Secretary
U.S. Department of Agriculture
1400 Independence Avenue, S.W., Suite 200A
Washington, DC 20250

Dear Secretary Vilsack:

The California Governor's Office of Emergency Services (Cal OES) is requesting the U.S. Department of Agriculture designate Yuba County as a disaster area due to high winds, cold temperatures and heavy rain that occurred March 2016 through April 21, 2016.

As a result, poor pollination and heavy fruit drop occurred. Yuba County growers sustained significant losses to approximately 70 percent of the dried plum (prune) crop, which is impacting producers, farm-related businesses, and the economy. The County Agricultural Commissioner submitted a *California County Agricultural Commissioner Disaster Report*, which is enclosed for your review, and estimates that current losses exceed \$22 Million.

If you have any questions or need additional information, please feel free to contact me directly at (916) 845-8506, or your staff may contact Ms. Karma Hackney, Individual Assistance Officer, at (916) 845-8141.

Sincerely,

MARK S. GHILARDUCCI
Director

Enclosure

c: Yuba County Board of Supervisors
Yuba County Office of Emergency Services
Yuba County Agricultural Commissioner
Karma Hackney, Individual Assistance Officer

CALIFORNIA COUNTY AGRICULTURAL COMMISSIONER DISASTER REPORT

[illegible]

13. Total Farms in County:

Number

(Use most recent U.S. Farm Census number.)

706

(219-0516) Notic... - 3 of 3

14. Farms with Production Losses of:

Number

100%

0

90 to 99%

7

80 to 89%

10

70 to 79%

15

60 to 69%

15

50 to 59%

5

40 to 49%

5

30 to 39%

20 to 29%

Less than 20%

15. Livestock and Poultry Losses of:

Number
Destroyed/Damaged3-Year Avg. Price (From
Annual Crop Report)

Dollar Loss

Cattle (Excluding milk cows)

Milk Cows

Milk Production

Sheep

Hogs

Poultry

Aquaculture

Apiary

Other

16. Farms with Physical Losses of:

Number

Major

Minor

17. Farm Facilities Damaged:

Number

Dollar Loss

Destroyed

Major

Minor

Dwellings & Service Buildings

Structures

Machinery & Equipment

Land Damages (Acres)

Other

Remarks. Very high winds, cold temperature, and heavy rain weather conditions during bloom period. Resulting in poor pollination and developing fruit to turn yellow and drop off the trees.

DEPARTMENT OF VETERANS AFFAIRS

OFFICE OF THE SECRETARY

POST OFFICE BOX 942895

SACRAMENTO, CALIFORNIA 94295-0001

(220-0516) Lette... - 1 of 1



April 13, 2016

RECEIVED

MAY 16 2016

Clerk/Board of Supervisors

Roger Abe, Supervisor
Yuba County Board of Supervisors
915 8th Street, Suite 109
Marysville, CA 95901

The Honorable Roger Abe:

During the period of July 1, 2014 through June 30, 2015, your County Veterans Service Office (CVSO) obtained new and increased monthly cash benefits from the United States Department of Veterans Affairs (USDVA), in the amount of \$318,329. On an annualized basis this amounts to more than \$3,819,948 in new benefit payments. In addition, your CVSO obtained \$4,164,266 in one-time benefits, which consists of single and retro-active payments received by veterans or their dependents. Studies have shown that monies spent in a community could turn over between 3 to 7 times, which is a fairly accurate measure of the spending impact on a community. Using the conservative multiplier of 3, this equates to a spending impact of at least \$11,459,844 from the annualized monthly cash benefits and \$12,492,798 from the one-time benefits received.

In addition to the fact that your veterans' community received the above cash benefit awards, claim advocacy services provided by your county to obtain and maintain federal monetary benefits have resulted in savings to your county based on your county's active participation in the State Mandated Welfare Referral Program. This program requires your CVSO to verify and make benefits entitlement determinations on all public assistance referrals (i.e. GA/FR, CalWORKS, Food Stamps, and Medi-Cal) received from your County Welfare Department. Included in the totals above are \$73,500 in annualized monthly benefits and \$633,888 in one-time benefits received by individuals who had applied for public assistance grants.

I hope that you will consider this valuable information when addressing the needs of a properly funded and fully supported CVSO. With a net county cost of less than \$217,000, your CVSO once again remains one of the few revenue producing offices in the county. In addition, your county veteran population deserves, and has earned the right to continued high quality representation in veterans' affairs.

If I can be of further assistance in maintaining your CVSO's services, please feel free to contact Deputy Secretary, of the Veterans Services Division, Keith Boylan at: (916) 653-2573.

Sincerely,

Vito Imbasciani MD
Secretary

Cc: County Veteran Service Office
VSD File

HONORING CALIFORNIA'S VETERANS