

BOARD OF SUPERVISORS

AGENDA

Meetings are located at:
Yuba County Government Center
Board Chambers, 915 Eighth Street
Marysville, California



Agenda materials are available at the Yuba County Government Center, 915 8th Street, Marysville and www.co.yuba.ca.us. Any disclosable public record related to an open session item and distributed to all or a majority of the Board less than 72 hours prior to the meeting is available for public inspection at Suite 109 of the Government Center during normal business hours.

DECEMBER 13, 2016

8:30 A.M. YUBA COUNTY WATER AGENCY

9:20 A.M. YUBA COUNTY IN HOME SUPPORTIVE SERVICES PUBLIC AUTHORITY

1. **ROLL CALL** - Directors Vasquez, Nicoletti, Griego, Abe, Fletcher
2. [Approve meeting minutes of October 4, 2016](#)
3. [Approve changes to administrative costs related to statewide minimum wage increase for In Home Supportive Services Workers.](#)
4. **ADJOURN**

9:30 A.M. YUBA COUNTY BOARD OF SUPERVISORS - Welcome to the Yuba County Board of Supervisors meeting. As a courtesy to others, please turn off cell phones, pagers, or other electronic devices, which might disrupt the meeting. All items on the agenda other than Correspondence and Board and Staff Members Reports are considered items for which the Board may take action. The public will be given opportunity to comment on action items on the agenda when the item is heard and comments shall be limited to three minutes per individual or group.

- I. **PLEDGE OF ALLEGIANCE** - Led by Supervisor Nicoletti
- II. **ROLL CALL** - Supervisors Vasquez, Nicoletti, Griego, Abe, Fletcher
- III. **CONSENT AGENDA:** All matters listed under the Consent Agenda are considered to be routine and can be enacted in one motion.
 - A. Administrative Services
 1. [\(526-1216\) Authorize revised permanent vehicle assignments pursuant to County Ordinance 2.150.060 and Administrative Policy D-3 Automotive Transportation.](#)
 - B. Agricultural Commissioner
 1. [\(527-1216\) Approve amended and restated Joint Powers Agreement between Sutter, Nevada, and Yuba Counties authorizing the purchase and maintenance of a weight truck, and authorize Chair to execute. \(Protective Inspection Committee recommended approval\)](#)
 - C. Clerk of the Board of Supervisors
 1. [\(528-1216\) Reappoint Erica O. Jeffrey to the Sutter-Yuba Mosquito & Vector Control District with a term to end December 31, 2020.](#)
 - D. Clerk Recorder-Elections
 1. [\(529-1216\) Accept Certification of Vote for the November 8, 2016 Presidential General Election.](#)
 - E. Community Development and Services

1. [\(530-1216\) Approve Contract Change Order No. 1 for Bridge Replacement and Realignment of Scales Road over Slate Creek and authorize Public Works Director to execute.](#)
2. [\(531-1216\) Approve Contract Change Order, accept Ellis Road Rail Road Reconstruction Contract No. 2015-2238 as complete, and authorize Public Works Director to execute and record the Notice of Completion.](#)

F. Emergency Services

1. [\(532-1216\) Adopt resolution proclaiming the existence of ongoing local drought emergency in Yuba County pursuant to Government Code §8630 due to ongoing drought conditions.](#)
2. [\(533-1216\) Adopt resolution authorizing Director of Emergency Services or Manager of Emergency Operations to apply for Fiscal Year 2017 Homeland Security Grant in the amount of \\$150,565 and authorize and execute documents as required by the application, the resultant grant and/or any pertinent documents related to the program and acceptance grant funds.](#)
3. [\(534-1216\) Adopt resolution adopting the updated County of Yuba Operational Area Multi-Jurisdictional, Multi-Hazard Mitigation Plan.](#)
4. [\(535-1216\) Adopt resolution approving grant agreement with Yuba County Water Agency for \\$70,000, authorize Director of Emergency Services or designee to execute and accept all documents required upon review and approval of County Counsel; and authorize Budget Adjustment allocating funds to Professional Services.](#)

G. Health and Human Services

1. [\(536-1216\) Approve Memorandum of Understanding with Sutter Yuba Behavioral Health Services for the Sutter Yuba Homeless Management Information System. \(Human Services Committee recommended approval\)](#)
2. [\(537-1216\) Approve and accept Child Safety Equipment Award from California Department of Public Health \(CDPH\). \(Human Services Committee recommended approval\)](#)

IV. **SPECIAL PRESENTATION**

- A. (538-1216) Present Executive Leadership Academy Completion Certificates (Thirty minute estimate)
- B. [\(539-1216\) Present proclamation honoring Kevin DeHoff and the 50th Anniversary of The Country Florist. \(Five minute estimate\)](#)
- C. [\(540-1216\) Receive presentation regarding Sutter Yuba Prevention and Early Intervention Strategic Plan Framework from John Floe, PEI Prevention Services Coordinator. \(Ten minute estimate\)](#)

V. **PUBLIC COMMUNICATIONS:** Any person may speak about any subject of concern provided it is within the jurisdiction of the Board of Supervisors and is not already on today's agenda. The total amount of time allotted for receiving such public communication shall be limited to a total of 15 minutes and each individual or group will be limited to no more than three minutes. Prior to this time speakers are requested to fill out a "Request to Speak" card and submit it to the Clerk of the Board of Supervisors. Please note: No Board action can be taken on comments made under this heading.

VI. **COUNTY DEPARTMENTS**

A. Board of Supervisors

1. [\(541-1216\) Cast ballot for County Medical Services Program \(CMSP\) Governing Board Supervisor Representative - Group 2 Counties. \(Five minute estimate\)](#)

B. Emergency Services

1. [\(542-1216\) Adopt resolution proclaiming the existence of a local emergency in the County of Yuba due to tree mortality per California Government Code §8630. \(Five minute estimate\)](#)

- VII. **CORRESPONDENCE:** The Board may direct any item of informational correspondence to a department head for appropriate action.
- A. [\(543-1216\) Letter from Sacramento Metro Chamber regarding The Best of California's Capital Region.](#)
 - B. [\(544-1216\) Letter from Edward Brown regarding establishing a new Yuba County Fish and Game Commission.](#)
 - C. [\(545-1216\) Letter from Sacramento Area Council of Governments enclosing a copy of the 2016 Metropolitan Transportation Plan/Sustainable Communities Strategy.](#)
- VIII. **BOARD AND STAFF MEMBERS' REPORTS:** This time is provided to allow Board and staff members to report on activities or to raise issues for placement on future agendas.
- IX. **CLOSED SESSION**
- A. Pending litigation pursuant to Government Code §54956.9(d)(1) - Hedrick vs Grant
- X. **ADJOURN**

Human Services Committee - Supervisors Griego and Fletcher, Alternate - Nicoletti -

- A. [\(546-1216\) Consider resolution establishing Donation in Lieu of Fines program for the library - Library \(Ten minute estimate\)](#)
- B. [\(547-1216\) Consider Community Services Commission Grant in the amount of \\$7,539 - Health and Human Services \(Ten minute estimate\)](#)

In compliance with the Americans with Disabilities Act, the meeting room is wheelchair accessible and disabled parking is available. If you have a disability and need disability-related modifications or accommodations to participate in this meeting, please contact the Clerk of the Board's office at (530) 749-7510 or (530) 749-7353 (fax). Requests must be made two full business days before the start of the meeting. To place an item on the agenda, contact the office of the Clerk of the Board of Supervisors.

Yuba County In-Home Supportive Services Public Authority

Approve meeting ... - 1 of 2



MINUTES

OCTOBER 4, 2016

A special meeting of the Board of Directors of the Yuba County In-Home Supportive Services (IHSS) Public Authority was held on the above date, commencing at 5:30 p.m., within the Government Center, Marysville, California, with a quorum being present as follows: Directors Mary Jane Griego, Roger Abe and Randy Fletcher with Directors Andy Vasquez and John Nicoletti absent. Also present were Yuba County Administrator Robert Bendorf and Clerk of the Board of Supervisors Donna Stottlemeyer. Chair Griego presided.

A. ROLL CALL - Directors Vasquez, Nicoletti, Griego, Abe, Fletcher - Directors Vasquez and Nicoletti absent.

B. Approve meeting minutes of September 13, 2016.

MOTION: Move to approve MOVED: Roger Abe SECOND: Randy Fletcher

AYES: Mary Jane Griego, Roger Abe, Randy Fletcher

NOES: None ABSTAIN: None ABSENT: Andy Vasquez, John Nicoletti

C. CLOSED SESSION: The Board retired into closed session at 5:32 p.m. and returned at 5:56 p.m.

Personnel pursuant to Government Code 54957.6(a) - Labor Negotiations SEIU/IHSS Negotiating Parties:
Abel/Heid No report.

D. ADJOURN: 5:56 p.m.

Chairman

ATTEST: DONNA STOTTEMEYER
CLERK OF THE BOARD OF SUPERVISORS

Approved: _____

THIS PAGE INTENTIONALLY LEFT BLANK

The County of Yuba

HEALTH & HUMAN SERVICES DEPARTMENT

Jennifer Vasquez, Director

5730 Packard Ave., Suite 100, P.O. Box 2320, Marysville, California 95901
Phone: (530) 749-6311 FAX: (530) 749-6281



Approve changes ... - 1 of 6

Nichole Quick, MD, MPH
Health Officer
Phone: (530) 749-6366

TO: Governing Board of the IHSS Public Authority Yuba County

FROM: Jennifer Vasquez, Director
John Crocker, Program Manager
Health & Human Services Department

DATE: December 6, 2016

SUBJECT: Approval of Changes to Administrative Costs Related to Statewide Minimum Wage Increase for IHSS Workers

RECOMMENDATION: It is recommended that the Governing Board of the Public Authority approve the decrease in the Public Authority (PA) and Non-Profit Consortium (NPC) rate for administrative costs and increase the hourly wage related to the In-Home Supportive Services (IHSS) Program from \$10.00 per hour to \$10.50 per hour for all represented IHSS providers effective January 1, 2017.

BACKGROUND: Senate Bill 3, enacted on April 4, 2016, amended Section 1182.12 of the California Labor Code by increasing the minimum wage for all industries to \$10.50 per hour effective on and after January 1, 2017. Counties with IHSS are required to submit a PA/NPC Rate Change Request to the California Department of Social Services (CDSS), Public Authority Unit.

DISCUSSION: Approval from the Governing Board of the Public Authority is required by CDSS and the Department of Health Care Services if the PA Rate Change Request provides for a change in any components other than taxes (i.e. health benefits, non-health benefits or administrative costs). Yuba County has requested a decrease in the administrative cost rate from .27 to .15 (see attached worksheets for reference). The total services & supplies for FY2016/17 decreased \$88,827.00 from the prior rate change reported in FY2009/10. The rate change is calculated by dividing the total budgeted Services & Supplies by the total projected hours.

FISCAL IMPACT: None. The County share has already been included in the Health and Human Services Department budget for Fiscal Year 2016/2017.

IN-HOME SUPPORTIVE SERVICES PROGRAM PUBLIC AUTHORITY/NON-PROFIT CONSORTIUM RATE

To: California Department of Social Services
Adult Programs Division
Public Authority Unit
744 P Street, MS 9-9-04
Sacramento, CA 95814

COUNTY: Yuba County	
CONTACT NAME: Pheng Lee	
PA NAME: Yuba County Public Authority	
TELEPHONE: (530) 749-6833	FAX NUMBER: (530) 749-6281
ADDRESS: 5730 Packard Ave Marysville, CA 95901	
EMAIL ADDRESS: plee@co.yuba.ca.us	

Please address questions regarding this form to the Public Authority Unit, at (916) 651-3488.

Please complete the budget narrative below and attach supporting documentation explaining how each component of the rate was determined. The total Public Authority (PA) and Non-profit Consortium (NPC) rate should include a rate for services (wage and benefits) and a rate for administrative costs. The total rate for wages and benefits should be broken down to include an hourly wage, payroll taxes, health and non-health benefits. The State is legally authorized to share only in the costs of individual health benefits for IHSS providers, however, these costs may be eligible for Title XIX reimbursement.

- The state will only participate in hourly wage and benefits up to \$12.10 per hour unless otherwise provided for in the Annual Budget Act or appropriated by statute.
- The state will not participate in increases to wages or employment taxes, or increases or expansions of benefits negotiated or agreed to by a PA or NPC unless provided for in the Annual Budget Act or appropriated by statute.
- No increase in wages or benefits negotiated or agreed to by a PA or NPC shall take effect until it has been approved by the State (CDSS/DHCS) or unless provided for in the Annual Budget Act or appropriated by statute.

I hereby certify that the proposed IHSS MOE adjustment includes no locally negotiated health benefit rate changes and no changes that modify who is eligible for health benefits (only applies to non-locally negotiated health benefit rates).

Approved by: Jennifer Pasquini Date: 11/9/16

BUDGET NARRATIVE

		Current Rate	Requested Rate	Difference
PA/NPC Hourly Rate:	1	\$12.30	\$13.14	\$0.84
PA/NPC Hourly Administrative Cost:	2	\$0.27	\$0.15	-\$0.12
Hourly Services Cost: Total	3	\$12.03	\$12.99	\$0.96
Hourly Wage (locally negotiated)	4	\$10.00	\$0.00	-\$10.00
Hourly Wage (non-locally negotiated)	5	\$0.00	\$10.50	\$10.50
Payroll Taxes (FUTA, SUI, FICA)	6a	\$1.43	\$1.89	\$0.46
Health Benefits (locally negotiated)	6b	\$0.60	\$0.60	\$0.00
Health Benefits (non-locally negotiated)	7			
Non-Health Benefits (if any)	8			

Comments: Please include the Line-by-Line Budget Narrative with PA Rate Change Package

In-Home Supportive Services Public Authority of
The County of Yuba
2016-17

Approve changes ... - 3 of 6

AT \$10.50

Projected Annual Hours

780,111

Fund 109		IP Wages & Taxes		EXPENDITURES	RATE
23-03	IP Wages@ 780,111 proj hrs @ \$10.50 per hr			8,191,168	10.50
23-03	IP P/R Taxes @	0.18		1,474,410	1.89
TOTAL OTHER CHARGES				9,665,578	12.39
OPERATING, EXPENSE & EQUIPMENT				EXPENDITURES	RATE
12-00	Communication			0	0.000
14-00	Household Expense			0	0.000
15-00	Insurance			0	0.000
17-00	Maint.Equipment			0	0.000
18-00	Maint. Structures			3,150	0.004
20-00	Membership			0	0.000
22-00	Office Expense			0	0.000
23-00	Professional Services			0	0.000
23-02	Contracted Service			0	0.000
25-00	Lease-Equipment			107,296	0.138
26-00	Rents & Leases Structures			0	0.000
28-00	Special Department Expense			0	0.000
28-07	Spec Dept Exp-SNAC			3,500	0.004
29-00	Travel			0	0.000
30-00	Utilities			100	0.000
53-01	A-87 Charges			0	0.000
53-02	Agency Admin			4,583	0.006
62-00	Fixed Assets			0	0.000
TOTAL SERVICES & SUPP.				118,629	0.15207
OTHER CHARGES				EXPENDITURES	RATE
28-00	Spec Dept Exp (Provider Benefits)			468,067	0.60
TOTAL OTHER CHARGES				468,067	0.60
TOTAL BUDGET				10,133,647	

In-Home Supportive Services Public Authority of
The County of Yuba
FY 2009-10

Approve changes ... - 4 of 6

Projected Annual Hours 780,100

Fund 109	IP Wages & Taxes	EXPENDITURES	RATE
23-03	IP Wages @ 780,100 projected hours @ \$10.00 per hour	7,801,000	10.00
23-03	IP P/R Taxes @ 15.00%	1,170,150	1.50

TOTAL OTHER CHARGES	8,971,150	11.50
---------------------	-----------	-------

	OPERATING, EXPENSE & EQUIPMENT	EXPENDITURES	RATE
12-00	Communication	0	0.000
14-00	Household Expense	0	0.000
15-00	Insurance	0	0.000
17-00	Maint. Equipment	2,400	0.003
18-00	Maint. Structures	0	0.000
20-00	Membership	2,363	0.003
22-00	Office Expense	0	0.000
23-00	Professional Services	0	0.000
23-02	Contracted Service	200,193	0.257
25-00	Lease-Equipment	0	0.000
26-00	Rents & Leases Structures	0	0.000
28-00	Special Department Expense	2,000	0.003
28-07	Spec Dept Exp-SNAC	0	0.000
29-00	Travel	500	0.001
30-00	Utilities	0	0.000
53-01	A-87 Charges	0	0.000
53-02	Agency Admin	0	0.000
62-00	Fixed Assets	0	0.000

TOTAL SERVICES & SUPP.	207,456	0.26593
------------------------	---------	---------

	OTHER CHARGES	EXPENDITURES	RATE
28-00	Spec Dept Exp (Provider Benefits)	488,940	0.63
90-00	Reimbursements/SOC (SEIU)	(20,880)	(0.03)
	TOTAL OTHER CHARGES	468,060	0.60

TOTAL OTHER CHARGES	468,060	0.60
---------------------	---------	------

Total projected hours 780,100

Revenue 09/10		\$129,772.00
Fed/State Revenue	\$556,081.10	
County Share-Reimbursement	\$119,434.62	468060.00
	\$675,516	467007.00
Revenue 08/09	\$106,452.00	1053.00
County Share Reimbursement		
Difference	\$12,982.62	

YUBA County: IHSS PA Rate Worksheet

Projected yearly hours

780,111

FY 16/17

ITEM	BUDGET	SERVICES	ADMIN	Portion of RATE
Provider Costs				
1 IP Wages = proj yearly hours @ \$10.50 per hr	\$ 8,191,168	\$ 8,191,168		10.5000
2 IP Employer Taxes @ 18%	\$ 1,474,410	\$ 1,474,410		1.8900
3 Health Benefits	\$ 468,067	\$ 468,067		0.6000
	\$ -			0.0000
Total Provider Costs	\$ 10,133,645	\$ 10,133,645		12.9900
Public Authority Administrative costs				
Salaries & Benefits	\$ -		\$ -	0.0000
Overhead Expenses	\$ -		\$ 118,629	0.1521
Total Public Authority Administrative costs	\$ -		\$ 118,629	0.15
TOTAL	\$ 10,133,645	\$ 10,133,645		\$ 13.14
Total hourly rate: The hourly rate is computed by adding total services costs and total administrative costs and dividing by the number of				
PA Rate	Services Cost	Admin Costs	Total Hours	Total PA Hourly Rate
Services Rate = Services Cost Divided by Total Hours	\$ 10,133,645 + \$	118,629.48 / \$	780,111 =	\$ 13.14
Admin Rate = Admin Cost Divided by Total Hours	\$ 10,133,645	\$ - / \$	780,111 =	\$ 12.99
		\$ 118,629.48 / \$	780,111 =	\$ 0.15

THIS PAGE INTENTIONALLY LEFT BLANK



Administrative Services Memorandum

To: Board of Supervisors
CC: Robert Bendorf, County Administrator
From: Doug McCoy, Director, Administrative Services *[Signature]*
Date: December 13, 2016
Re: County Vehicle Take Home Assignments

Recommendation

Recommend the Board authorize the revised permanent vehicle assignments pursuant to County Ordinance 2.150.060 and Administrative Policy D-3 Automotive Transportation.

Background

County Ordinance 2.150.060 and Administrative Policy D-3 Automotive Transportation allows for the permanent assignment of a vehicle where a continuing assignment of a vehicle is considered to be in the best interest of the County and is authorized by the Board of Supervisors. Beginning in 2014, the policy requires that departments submit justifications as to why a take home vehicle is necessary. Such justifications are attached.

Discussion

These vehicle assignments must be reviewed annually. The current vehicle assignments are for the Public Works Superintendent, two Assistant Public Works Superintendents, Emergency Operations Manager, Emergency Operations Planner, and eighteen (18) Deputy Sheriffs.

Committee Finding

Due to the routine nature of this action, it has been brought directly to the Board of Supervisors for consideration.

Financial Impact

Cost associated for a permanently assigned vehicle are budgeted and expensed by the related departments.

November 8, 2016

TAKE-HOME VEHICLE JUSTIFICATION FOR PUBLIC WORKS

This summary is intended to provide the necessary justification for the Board of Supervisors to approve on an annual basis the ability for the Public Works Superintendent and two Assistant Superintendents to take home County trucks. The Superintendent lives in Yuba City and responds to calls countywide as needed. One Assistant Superintendent lives in the foothills and responds to call outs in the foothills as needed. The other Assistant Superintendent lives in Yuba City and responds to call outs in the valley as needed.

- Cost savings
 - In consideration for Supervisors (Superintendent, Assistant Superintendents) to be on call 24 hours/day, 7 days/week, to respond to emergencies, it is a responsible policy to provide a vehicle for this response. Otherwise, the County is obligated to schedule non-exempt employees for stand-by in order to properly cover emergency response. Standby time will cost \$250/week (\$13,000 annually) for two employees, as well as additional staff time spent scheduling various employees and continually updating on-call lists with the SO. The two Assistant Superintendents are not exempt employees, but it is inherently understood that being available for call outs is a responsibility of their position.
- Faster emergency response times
 - The Public Works Department responds to an estimated 200 to 250 after hour emergency call outs per year.
 - Supervisors are able to respond to the following types of emergency calls immediately from home: snow removal, fallen rock or loose debris, fallen trees, traffic signal & regulatory signage issues, and traffic control in support of the SO, CHP and Fire. The cumulative hours of response time savings (not having to first commute to the

nearest corporation yard and then on to the location of the emergency) is invaluable to public safety.

- This gives Supervisors the ability to evaluate the situation quicker and task our limited resources more efficiently, saving on total overtime costs for road crew employees.
- Most emergency call outs require a Supervisor to evaluate the situation, then make an appropriate response based on safety of the public, and availability of Public Works crews and resources. So, even if we pay non-exempt employees for standby time, Supervisors will still need to respond to most incidents.
- County pickups are equipped with the necessary tools required to handle most common emergency call outs.
- With faster emergency response times Public Works is able to reduce the total time on scene for other public safety agencies, ie. SO, CHP, and Fire.
- Limits the total time a road hazard affects the traveling public, reducing the County's liability.
- Perform daily duties more effectively and efficiently
 - Allows Supervisors to plan meetings with the public, perform permit inspections, and project planning in the early morning or late afternoon hours (if needed) that would normally be reserved for travel time to and from the corporation yard.
 - Allows Supervisors to start or end the day at the main office or in the field as our duties often require.



COUNTY OF YUBA
OFFICE OF EMERGENCY SERVICES

(526-1216) Autho... - 4 of 6

COUNTY ADMINISTRATOR
DIRECTOR OF EMERGENCY SERVICES

SCOTT BRYAN
EMERGENCY OPERATIONS MANAGER

BRIANNA SCHUETTE
EMERGENCY OPERATIONS PLANNER

Date: November 8, 2016

To: Doug McCoy
Admin Services Director

Fr: Scott Bryan
Emergency Operations Manager

Re: Take Home County Vehicles

The incumbent Emergency Operations Manager (EOM) is the sole position in this classification. As such, the EOM is required to be on call 24hours a day, 365 days a year to respond directly to emergency incidents within the county from their home. Through the use of a take home car, the EOM is able to expedite their response as needed. Without the use of a take home car, the EOM would be forced to waste valuable response time by having to first respond to the Government Center to pick up their assigned command vehicle. The OES command vehicles are also each outfitted with approximately \$10,000 of equipment which can be more easily protected at the incumbents home and avoid damages and theft that has affected county vehicles previously.

The incumbent Emergency Operations Planner (EOP) is the sole position in this classification. As such, the EOP is required to be on call for OES when the EOM is on vacation, on extended sick leave or otherwise unavailable. While on call for OES, the EOP is responsible for responding directly to emergency incidents from their home. Under the circumstances above and during times of emergency, it is in the best interest of the County and its citizens for the EOP to be provided the use of their assigned OES command vehicle.

Please let me know if you have any questions.

915 8TH STREET, SUITE 117
MARYSVILLE, CA 95901



(530) 749-7520 OFFICE
(530) 749-7524 FAX



Memorandum

Yuba County Sheriff's Department

"Building a Safe Community"

Date: November 14, 2016
To: Andrea Armstrong, Administrative Services
From: Undersheriff Ron Johnson
Subject: Take-Home Vehicles

You requested a list of take-home vehicles and the justification for taking them home. Currently, the following vehicles are taken home by Sheriff's Department employees:

- (1) Patrol Lieutenant
- (5) Patrol Deputies assigned to Foothill Patrol
- (1) Detective Lieutenant
- (7) Detectives
- (4) Canine Handlers

In all cases the justification for taking these vehicles home is a faster response time. The one thing in common in all of these assignments is that they are subject to unscheduled and emergency call outs and having a take-home vehicle expedites that process. In our profession that can save valuable time, often in urgent situations.

Please let me know if you need anything else.

THIS PAGE INTENTIONALLY LEFT BLANK

The County of Yuba

Agricultural Commissioner – Weights & Measures
915 8th Street, Suite 127 – Marysville, CA 95901

STEPHEN M. SCHEER
AGRICULTURAL COMMISSIONER
SEALER OF WEIGHTS & MEASURES




(527-1216) Appro... - 1 of 16

527-1216

(530) 749-5400
(530) 749-5404 Fax
yubaag@co.yuba.ca.us

TODD A. QUIST
ASSISTANT
AGRICULTURAL COMMISSIONER
SEALER OF WEIGHTS & MEASURES

To: Honorable Board of Supervisors

From: Stephen M. Scheer Agricultural Commissioner 

Subject: Amended and restated Joint Powers Agreement between Sutter, Nevada and Yuba Counties for the purpose for purchasing and maintaining a weight truck.

Date: December 13, 2016

Recommendation:

It is recommended that the Board of Supervisors enter into the amended and restated Joint Powers Agreement between Sutter, Nevada and Yuba Counties and authorize the chair to execute for the purpose of purchasing and maintaining a weight truck.

Background:

In 1989, Sutter, Nevada and Yuba County entered into a Joint Powers Agreement (JPA) to purchase a weight truck to meet the requirements of Section 12210 of the California Business and Professions Code. This Section mandates that all weighing and measuring devices be inspected annually by the county sealer to ensure accuracy in the marketplace. By jointly purchasing the heavy weight truck, all three counties were able to meet their mandated responsibilities at a reduced cost. The weight truck is used to inspect large capacity scales whose capacity is greater than 5,000 pounds, such as vehicle scales, livestock scales, dormant scales and hopper scales.

California Air Resources Board allows municipalities and utilities that follow the accelerated turnover option and will be required to "retire" or "repower" all vehicles with 1993 or older model year by December 31, 2020. It is not feasible to repower the engine on a weight truck that was purchased in 1989 and has been driven almost 100,000 miles.

Discussion:

Since Sutter, Nevada and Yuba entered into the JPA annual contributions to maintenance and replacement accounts have been made by all three counties. At present approximately \$168,000 has been contributed, enough to purchase the new weight truck prior to the California Air Resources Board emissions requirements.

Committee Action:

The Protective Inspection Committee approved the item for consent on December 6, 2016.

Fiscal Impact:

There is no fiscal impact to enter into the amended and restated joint powers agreement. However, since 1989 contributions from Sutter, Nevada and Yuba Counties have been deposited into the weight truck

replacement fund administered by Sutter County. In FY 2016-17, Sutter County has
purchase of a new weight truck.

(527-1216) Appro... - 2 of 16

Enclosure:
Joint Powers Agreement

AMENDED AND RESTATED JOINT EXERCISE OF POWERS AGREEMENT BETWEEN SUTTER, NEVADA, AND
YUBA COUNTIES FOR THE PURPOSE OF PURCHASING AND MAINTAINING A WEIGHT TRUCK

THIS AMENDED AND RESTATED AGREEMENT ("Agreement") is made and entered into this ____ day of _____, 2016, by and between the COUNTIES OF SUTTER, NEVADA and YUBA (collectively "Counties"), each of which is a political subdivision of the State of California. Counties are collectively referred to as "Parties," "Members," "Member Counties," or "Member Agencies." This Agreement shall be effective on the date that the last party signs their counterpart to this Agreement.

WHEREAS, the forgoing Parties to this Agreement, pursuant to Section 12200 of the California Business and Professions Code, have the responsibility to maintain the Office of County Sealer of Weights and Measures and appoint a person as the County Sealer of Weights and Measures; and

WHEREAS, in accordance with Section 12210 of the California Business and Professions Code each County Sealer of Weights and Measures shall, within his or her county inspect, try and test all weighing and measuring devices used for commercial purposes; and

WHEREAS, in order for the County Sealer to meet mandated responsibilities it is necessary for the Sealer of Weights and Measures to have the use of a heavy capacity commercial weights and measures vehicle (hereafter Weight Truck) and the parties to this agreement collectively have a present need to replace the existing Weight Truck; and

WHEREAS, a weights and measures truck is a heavy capacity commercial vehicle used for the purpose of testing large capacity commercial weighing devices; and

WHEREAS, the existing Weight Truck is worn and needs to be replaced; and

WHEREAS, the Parties have identified the need to purchase a Conventional Weights and Measures truck with a flatbed, as a suitable replacement Weight Truck; and

WHEREAS, the Member Agencies co-own a crane that will be transferred to the new Weight Truck; and

WHEREAS, there is an economic advantage to the parties to this agreement to jointly purchase and use a Weight Truck;

WHEREAS, Chapter 5 of Division 7 of Title 1 of the Government Code of the State of California (commencing at Section 6500) authorizes the foregoing parties to enter into an agreement for the joint exercise of any power common to them and, by that agreement, to create an entity that is separate from each of the parties to the Agreement;

WHEREAS, the Member Agencies deemed it necessary and appropriate to create a separate public entity under a joint exercise of powers agreement, to form, participate in and operate a Weight Truck Joint Powers Agreement (JPA) to effectively and economically facilitate the use of a Weight Truck and meet their respective state mandated obligations pursuant to Business and Professions Code section 12210;

WHEREAS, the Member Agencies have been working cooperatively under the existing Joint Powers Agreement originally established in 1989 to jointly purchase and use a Weight Truck and desire to amend and restate the provisions of the existing "Heavy Truck Joint Powers Agreement" (Heavy Truck JPA;) and

WHEREAS, the Members desire to rename the joint powers agreement as the "Weight Truck Joint Powers Agreement" (hereafter Weight Truck JPA;) and

WHEREAS, upon the adoption of this Agreement, the parties shall transfer title to all properties currently owned or held by or in trust for the Heavy Truck JPA, currently administered by Sutter County, together with all debts, demands, liabilities or other obligations existing in favor of or against such JPA shall become those of the Weight Truck JPA.

NOW, THEREFORE, The Boards of Supervisors of the Counties of Sutter, Nevada and Yuba for and in consideration of the facts stated above, the mutual advantages to be derived, and the mutual promises and agreements contained herein, do agree as follows:

1. Formation of Agency. The Heavy Truck Joint Powers Agreement (Heavy Truck JPA) was established in 1989 upon the execution of the Original Agreement by all designated county Members. The amended, restated and renamed "Weight Truck JPA" shall be a public agency separate and distinct from its Members, and which may sue and be sued. This Agreement shall become effective upon unanimous approval of all Members and shall continue unless terminated as hereinafter provided. This Agreement is intended to supersede the previous Heavy Truck JPA agreement executed in 1989.
2. Purpose. The purpose of the Agreement shall be to provide for the joint participation by Members, as Members of the JPA, to:
 - A. Effectively and economically facilitate the use of a Weight Truck to meet their respective state-mandated obligations pursuant to Business and Professions Code section 12210;
 - B. Prevent unnecessary duplication of effort and resources on behalf of Members; and

- C. Assume any additional purposes, duties and functions as may be determined by all parties to this Agreement.

3. Administrative Committee. The Administrative Committee as described in this agreement shall be defined as consisting of the Sealers of Weights and Measures of Sutter, Nevada and Yuba Counties. Each county will have equal representation, specifically, each member County will have one equal vote on the Administrative Committee.

4. Authority of Administrative Committee. The Administrative Committee shall have the following powers and functions:

- A. To act as the policy making body of the JPA;
- B. To act as the executive body of the JPA;
- C. To enter into contracts and to accept and expend funds from Federal, State, Member Agencies, and other sources for the purposes specified herein; and
- D. To appoint or hire such staff or contract with such entities or individuals as the Administrative Committee deems necessary to carry out the JPA's functions and purposes.

5. Budget. An annual budget for the operation of the JPA and fiscal year shall be adopted by the Administrative Committee.

6. Financing. The Members shall provide the cost of administration of the JPA: All contributions to the JPA shall be in accordance with the cost formula established by the Committee (hereafter "Proportionate Share,") which formula or plan may be amended at any time and from time to time. Required contributions may be "in-kind" provided the approval therefor shall have first been obtained from the Committee.

- A. The Proportionate Share of buying and placing in service a heavy weight truck shall be as follows:

NEVADA COUNTY	Twenty (20) percent of cash outlay costs or reserves in Maintenance and Replacement fund.
SUTTER COUNTY	Fifty (50) percent of cash outlay costs or reserves in Maintenance and Replacement Fund.

YUBA COUNTY

Thirty (30) percent of cash outlay costs or reserves in Maintenance and Replacement Fund.

- B. The Maintenance and Replacement Fund as described in the Agreement shall be defined as monies collected and held in trust to pay for routine maintenance, expenses, repairs and replacement of the Weight Truck.

7. Equity in the Weight Truck. Equity means the share of current value a party to this agreement shall have in the then existing Weight Truck at any time during the time this agreement is in force. The parties shall have the following Proportionate Shares of current value:

Nevada County: Twenty (20) percent

Sutter County: Fifty (50) percent

Yuba County: Thirty (30) percent

The current value shall normally be the purchase price of the Weight Truck less accrued depreciation using the standard depreciation schedule for twenty years. If, however, contributions to the Maintenance and Replacement fund herein established are greater than or equal to the accrued depreciation, the current value shall be equal to the original purchase price. For purposes of this subparagraph, the original purchase price shall be (1) the price paid to the truck dealer plus (2) parts, equipment and labor as part of the Placing-In-Service costs.

8. Purchase. As agreed by the Administrative Committee, Sutter County will administer the purchase of the heavy weight truck in compliance with all federal, state and local regulations established for purchasing.
- A. Truck Specifications. Truck specification will be determined by Administration Committee.
 - B. Secure bids. Secured bids shall not exceed \$168,000, unless approved by the Board of Supervisors that are party to this Agreement.
 - C. Purchase. Process Purchase Order and arrange for delivery of truck.
 - 1. Sutter County will process the purchase order and arrange for delivery of truck.
 - 2. If the reserve funds from the current Maintenance and Replacement funds are insufficient, Sutter County will temporarily cover the deficit and will issue a check for purchase of the Weight Truck under the following conditions:

- i. After Sutter County purchases the weight truck:
- ii. Sutter County will invoice Nevada and Yuba Counties for their proportionate share of the deficit amount.
- iii. Nevada County and Yuba County will pay their proportionate share of cost directly to Sutter County within 30 days following the receipt of invoice from Sutter County.
- iv. Any monies due and payable to Sutter County that are not paid as stipulated will be charged interest at the same rate as the County's pooled interest rate per month or portion of month in which payment is due.

3. The Weight Truck shall be titled in the name of the Weight Truck JPA.

9. Placing "In Service." As agreed by the Administrative Committee, Sutter County will be responsible for placing the Weight Truck into service which may require additional costs. If additional costs are incurred, Sutter County will then bill Nevada and Yuba Counties for their proportionate share of placing in service costs which is equal to the proportionate share of equity described above for each party. These costs are to be paid within 30 days of billing. These additional costs shall not exceed \$10,000 in total unless approved by the Board of Supervisors of the parties to this Agreement.

10. Truck Use. The Administrative Committee shall establish policy and procedures for the use schedule, operations policy and procedures of the Weight Truck during and after placing in service. Policy and procedures must include the following:
- A. Members shall ensure that only properly licensed and trained individuals will be allowed to operate the Weight Truck, including, but not limited to, an appropriate commercial driver's license. Such individuals must be employees of the State of California or the counties party to this agreement or of parties that may rent the truck.
 - B. If the Weight Truck and associated weights and equipment are damaged due to neglect or accident, the member county or leasing party using the truck at the time will be liable to fix or replace the same. The Administration Committee shall have sole authority to determine whether needed repairs or replacement are due to neglect or accident.

- C. The Weight Truck may be rented to the State or other counties. Monies collected shall be deposited into the Maintenance and Replacement Fund. The rental fee shall be pursuant to a uniform fee schedule adopted by the Secretary of the California Department of Food & Agriculture authorized in Section 12212 of the Business & Professions Code. The Administrative Committee will determine the specific rental conditions. As a condition of such rental, the user shall provide the parties to this agreement proof of insurance in the amount determined by the Administrative Committee and a written agreement to indemnify or "hold harmless" the Weight Truck JPA and JPA Members.
11. Insurance. The JPA will purchase and maintain, Combined Single Limits of a \$1,000,000 Occurrence Based Commercial Liability Insurance and \$1,000,000 Errors and Omissions Insurance for the life of this Agreement. Each County member of the JPA has an insurable interest and shall be named "as additional insured" on the Policy. Said insurance shall be purchased from an "admitted" California Insurance Company with a solid A.M. Best financial rating of no less than A-. The cost of said insurance shall be paid proportionately by funds collected by the members in the previous year and as approved by the majority of the parties to this Agreement. Sutter County will purchase insurance on behalf of the JPA. The JPA shall reimburse Sutter County from the Maintenance and Replacement Fund.
- A. Each County party to this agreement will indemnify, defend and hold harmless the other parties for any liability exposure as a result of actions or negligence of their own employees.
 - B. Each County will provide their own Worker's Compensation insurance covering their respective employees.
12. Liability. Pursuant to Section 6508.1 of the Government Code, the debts, liabilities and obligations of this joint powers entity shall not constitute the debts, liabilities, and obligations of the parties to this agreement. Each party is independent of every other party and of the entity and not the agent of any party or of the joint powers entity. Except as hereinafter provided, liability of each party shall be limited to its proportionate share as provided in Section 7 of this Agreement. Each party agrees to save harmless and indemnify every other party from all claims and demands of any kind or nature whatsoever which may be made by any person resulting

from the action or inaction of any party or its officers, agents or employees under or in connection with any activity under this Agreement.

13. Custody of funds. All payments of public funds shall be paid to and disbursed by the Weight Truck JPA which shall be strictly accountable for all funds and responsible for reporting to the Members hereof concerning all receipt disbursements. All of the JPA's funds shall be deposited in the Weight Truck Maintenance and Replacement fund established for this purpose in the treasury of one County Member. The Administrative Committee has agreed that Sutter County will administer the Weight Truck Maintenance and Replacement Fund. The treasurer of said county shall be in charge of and be the depository for said funds and other property of the JPA. No bond shall be required of said treasurer.
14. Maintenance and Replacement. As agreed by the Administrative Committee, A Weight Truck Maintenance and Replacement fund shall be established and administered by Sutter County and be strictly accounted for pursuant to Section 6505 of the Government Code. The Administrative Committee shall review use patterns and financial needs on a yearly basis and determine the total annual cost of maintenance and evaluate the status of the replacement reserves.
 - A. Each county will be responsible for submitting an annual contribution to the fund based upon the annual cost estimate and their Proportionate Share ratio. Said committee may increase or decrease the total yearly payment based on actual and/or projected expenditures. Any such determination by the Administrative Committee that exceeds a total of \$10,000.00 shall be approved, prior to budgeting, by the Board of Supervisors of the parties to this agreement. Otherwise proposed changes will be approved through the normal budget process.
 - B. Each calendar year, each member shall pay a mutually agreeable contribution. On September 1st of subsequent years the same amount shall be paid into this account unless altered by the Administrative Committee. The Administrative Committee shall, on or before March 1 of each year, set an amount for the annual contribution based on adopted or approved and anticipated costs. Each member shall budget sufficient funds and pay the annual contribution.
 - C. Payments made out of the Weight Truck Maintenance and Replacement Fund will be under the direction of the Administrative Committee, and paid by Sutter County.

- D. Each county will pay their own operational costs of fuel and oil in use of the Weight Truck.
 - E. The Administrative Committee will establish policies and procedures to be followed in maintaining records and handling repairs.
 - F. Sutter County shall provide all routine maintenance according to the Weight Truck manufacturer specifications and state law.
 - G. In the event the Weight Truck needs to be replaced, the truck and equipment shall be sold and the monies placed in the Replacement fund for each party to this agreement based upon each party's proportionate share of equity.
 - H. All funds maintained on behalf of the JPA shall accrue interest at a minimum of the pooled rate.
15. Non Use Storage. The Weight Truck, when not in use, shall be stored in a secure locked facility, such as a corp yard, which is protected from the elements. The Weight Truck will be kept in Sutter County. When in use by a Member County, Member County shall ensure that the truck is stored in a secure, locked facility, which is protected from the elements.
16. Reporting. Pursuant to Section 6503.5 of the Government Code, a notice of the Agreement or any amendment to the Agreement shall be prepared and filed with the Office of the Secretary of State within thirty (30) days after the effective date of the Agreement or any amendment thereto. Pursuant to Section 6503.6 of the Government Code, a copy of the full text of this Agreement, and any amendments to the Agreement, shall be filed with the State Controller. Sutter County shall be responsible for making the required filing with the State.
17. Limitations on expenditures. The Administrative Committee shall be limited in the making of expenditures or the incurring of liabilities to the amount of appropriations allowed by the budget as adopted by the Administrative Committee or thereafter revised by the Administrative Committee. There shall be no expenditure or contract made on behalf of the JPA without approval by the Administrative Committee. Except as otherwise provided by law; expenditures made or liabilities incurred in excess of any budget appropriation are not a liability of the JPA or a liability of any Member to this Agreement.

18. Term and Withdrawal. This agreement will continue in effect until terminated as provided for by this Agreement or withdrawal of all but one of the County Members. If one party wishes to withdraw from this agreement, it may do so providing the request is submitted in writing to the remaining parties at least sixty (60) days prior to the proposed withdrawal date. Withdrawal by any Member shall relieve said Member from any obligation to contribute any money or property previously required of said Member by the Administrative Committee, provided, however, that in the event that said withdrawing Member has received any benefit related to said required contributions, said Member shall not be relieved from said obligation. Provided the remaining members agree to purchase the withdrawing member's equity in the Weight Truck, the withdrawing party will be paid by the remaining parties of the JPA its proportionate share of the equity in the Weight Truck only. Any portion of the maintenance and replacement funds or any miscellaneous funds held by Sutter County on behalf of the JPA shall remain the property of the JPA to be used pursuant to this agreement. The withdrawing party will be required to obtain a formal appraisal performed by an independent third-party company that is not a party to this joint powers agreement. The withdrawing party will be solely responsible to arrange for and pay for all costs associated with the outside appraisal.

19. Termination for Cause. Participation by the Member Counties is essential to the successful operation of the JPA. In the event a Member County fails to contribute its proportionate monetary share, or fails to participate meaningfully on the Administrative Committee for an unreasonable period of time, the other two Member Counties may consider terminating the offending county's membership in the JPA by majority vote of the Administrative Committee Members.

20. Dissolution. In the event that two, or all three Member Counties agree to dissolve the JPA, for any reason, the administering county will dispose of the JPA property as detailed in Section 21.

21. Disposition of Property Upon Termination. In the event the JPA declines to purchase the withdrawing party's equity in the Weight Truck, or upon termination by agreement as described above in Section 18, or upon termination for cause as described above in Section 19, or upon termination by agreement as described above in Section 20, such truck and crane shall be sold and the monies received from the sale as well as any funds in the maintenance and replacement

fund and any other miscellaneous funds held by Sutter County for the JPA at the time of termination, after all debts and liabilities are paid, shall be distributed to the Member counties, then a part of this agreement, in proportion to the total amount of contributions made by each party.

22. Amendment. This Agreement may be amended at any time by the mutual written agreement and approval of the respective Boards of Supervisors of the Member Counties hereof.
23. Counterparts: This agreement may be executed in any number of counterparts, and each such counterpart hereof shall be deemed to be an original instrument, but all counterparts together shall constitute one agreement.
24. Agency Designation: Pursuant to Government Code section 6509, the JPA's exercise of power is subject to the restrictions upon the manner of exercising the power of the designated administering agency. Sutter County is designated as the administering agency.

IN WITNESS WHEREOF, the parties hereto have executed this Agreement on the date and year first herein above written.

-Signatures on Following Pages-

JOINT EXERCISE OF POWERS AGREEMENT FOR WEIGHT TRUCK

COUNTY OF SUTTER

By: _____
Larry Munger, Chairman
Board of Supervisors

ATTEST:
Clerk of the Board of Supervisors of the
County of Sutter, State of California

By: _____
Clerk of the Board

APPROVED AS TO FORM:

By: _____
Jean Jordan
County Counsel

JOINT EXERCISE OF POWERS AGREEMENT FOR WEIGHT TRUCK

COUNTY OF NEVADA

By: _____
Dan Miller, Chair
Board of Supervisors

ATTEST:
Clerk of the Board of Supervisors of the
County of Nevada, State of California

By: _____
Clerk of the Board

APPROVED AS TO FORM:

By: _____
Alison Barratt-Green
County Counsel

JOINT EXERCISE OF POWERS AGREEMENT FOR WEIGHT TRUCK


COUNTY OF YUBA

By: _____
Roger Abe, Chairman
Board of Supervisors

ATTEST:
Clerk of the Board of Supervisors of the
County of Yuba, State of California

By: _____
Clerk of the Board

APPROVED AS TO FORM:

By: 
Angil Morris-Jones
County Counsel

INSURANCE PROVISIONS APPROVED:



Jill Abel,
Human Resources Director and Risk Manager

THIS PAGE INTENTIONALLY LEFT BLANK


The County of Yuba

Office of Clerk of the Board of Supervisors

(528-1216) Reapp... - 1 of 2



528-1216

To: Board of Supervisors
From: Donna Stottlemeyer, Clerk of the Board 
Subject: **Sutter-Yuba Mosquito & Vector Control District –Representative**
Date: December 13, 2016

Recommendation

Reappoint Ms. Erica O. Jeffrey as a Representative to the Sutter-Yuba Mosquito & Vector Control District with a term ending December 31, 2020.

Background and Discussion

The Local Appointment List of all Boards/Commissions/Committees is continually posted and updated regularly indicating vacancies, appointees, terms of office, qualifications and meeting information. This is a scheduled vacancy due to the expiration of Ms. Jeffrey's term. Ms. Jeffrey has served on the committee since January 2005 and wishes to continue serving. Attached is a letter of recommendation from the District recommending reappointment.

In light of the expressed interest, it would be appropriate to appoint at this time.

Fiscal Impact

None

Committee Action

None

attachments

Sutter-Yuba
Mosquito & Vector Control District

RECEIVED

(528-1216) Reapp... - 2 of 2

Clerk/Board of Supervisors

528-1216

MANAGER

Michael R. Kimball

GENERAL FOREMAN

Stephen E. Abshier

ADMIN. MGR.

Cathy F. Burns

November 1, 2016


County of Yuba
Board of Supervisors
915 8th Street, Suite 109
Marysville, CA 95901

To: The Honorable Board of Supervisors

The term of office of your representative on the Board of Trustees of the Sutter-Yuba Mosquito & Vector Control District, Mrs. Erica Jeffrey, will expire on December 31, 2016.

Mrs. Jeffrey has been a conscientious and helpful member and the Board would welcome her reappointment for a four-year term.

Sincerely,



Michael R. Kimball
Manager

The County of Yuba



(529-1216) Accep... - 1 of 67

CLERK RECORDER – REGISTRAR OF VOTERS

915 8th Street, Suite 107
Marysville, CA 95901-5273

- Elections (530) 749-7855
- Clerk (530) 749-7851
- Recorder (530) 749-7850
- Fax (530) 749-7854

Ms. Terry A. Hansen

To: Board of Supervisors
From: Terry Hansen, Clerk/Recorder – Registrar of Voters
Subject: **Statement of Vote – November 8, 2016 Presidential General Election**
Date: November 30, 2016

Recommendation:

Accept Certification of Vote for the November 8, 2016 Presidential General Election, declare winners for each office, the results of measures under your jurisdiction, and appoint members to particular district offices pursuant to Elections Code §15400, if appropriate.

Background and Discussion

In accordance with Elections Code §15372, I am submitting a certified copy of the Statement of Vote to your Board. Pursuant to Elections Code §15374 the Statement of Vote shows:

- The total number of ballots cast;
- The number of votes cast at each precinct for each candidate and for and against each measure;
- The total number of votes cast for each candidate and for and against each measure.

It is therefore recommended your Board accept the Statement of Vote for the November 8, 2016 Presidential General Election and declare winners for each office under your jurisdiction. The entire statement may also be viewed on the County website at: <http://www.yubaelections.org>.

Impact:

None. Administrative action only.

Committee Action:

None. This request is made directly to the Board of Supervisors.

Attachment:

Statement of Vote



CLERK RECORDER – REGISTRAR OF VOTERS

915 8th Street, Suite 107
Marysville, CA 95901-5273

- Elections (530) 749-7855
- Clerk (530) 749-7851
- Recorder (530) 749-7850
- Fax (530) 749-7854

Ms. Terry A. Hansen

CERTIFICATION OF COUNTY CLERK/REGISTRAR OF VOTERS TO THE RESULTS OF THE CANVASS OF THE NOVEMBER 8, 2016 PRESIDENTIAL GENERAL ELECTION

STATE OF CALIFORNIA }
COUNTY OF YUBA } ss.

I, Terry A. Hansen, County Clerk / Registrar of Voters of said county, do hereby certify that, in pursuance to the provisions of Elections Code Section 15300, et seq., I did canvass the results of the votes cast in the General Election held in said County on November 8, 2016 for measures and contests that were submitted to the vote of the voters, and that the Statement of Votes Cast to which this certificate is attached, is full, true and correct.

I hereby set my hand and official seal this 30th day of November 2016 at the County of Yuba.



Terry A. Hansen, Registrar of Voters
County of Yuba, State of California

100003	CALIFORNIA													
	Registration	Ballots Cast	Turnout (%)	PRESIDENT AND VICEPRESIDENT JILL STEIN	HILLARY CLINTON	GLORIA ESTELA LA RIVA	DONALD J. TRUMP	GARY JOHNSON		US SENATOR LORETTA L. SANCHEZ	KAMALA D. HARRIS			
New Life 1001	933	201	21.54	5	79	1	104	2		69	88			
New Life - Vote by Mail	933	293	31.40	7	127	3	132	13		119	125			
Edgewater A 1002	805	216	26.83	4	104	1	85	9		77	91			
Edgewater A - Vote by Mail	805	357	44.35	3	143	3	166	23		122	169			
FRC A 1003	581	124	21.34	4	61	1	50	4		58	45			
FRC A - Vote by Mail	581	166	28.57	3	68	1	78	14		55	87			
FRC B 1004	1137	211	18.56	7	100	1	81	14		96	74			
FRC B - Vote by Mail	1137	364	32.01	15	133	6	181	20		154	146			
FRC C 1005	480	103	21.46	1	35	0	60	5		43	33			
FRC C - Vote by Mail	480	199	41.46	1	91	2	96	4		81	83			
FRC D 1006	674	153	22.70	3	60	6	62	10		56	65			
FRC D - Vote by Mail	674	284	42.14	6	126	2	133	9		100	139			
Edgewater B 1007	1251	368	29.42	6	152	1	186	15		126	141			
Edgewater B - Vote by Mail	1251	611	48.84	13	241	4	297	34		202	265			
Word of Life A 2001	771	206	26.72	7	71	1	113	6		77	81			
Word of Life A - Vote by Mail	771	322	41.76	6	108	1	179	14		110	134			
First Pres 2002	883	250	28.31	7	81	4	145	9		85	94			
First Pres - Vote by Mail	883	358	40.54	6	110	4	207	17		105	166			
Word of Life B 2003	1040	237	22.79	3	85	4	127	11		95	95			
Word of Life B - Vote by Mail	1040	412	39.62	8	135	5	222	26		141	190			
Govt Ctr A 2004	910	239	26.26	1	88	0	134	9		83	109			
Govt Ctr A - Vote by Mail	910	401	44.07	5	140	4	221	18		120	188			
Govt Ctr B 2005	911	233	25.58	4	103	1	109	5		73	93			
Govt Ctr B - Vote by Mail	911	342	37.54	9	144	6	158	14		107	163			
Cedar Lane 2006	952	213	22.37	6	86	3	107	3		88	71			
Cedar Lane - Vote by Mail	952	310	32.56	5	141	4	138	11		105	150			
Govt Ctr C 2007	886	167	18.85	3	69	4	83	7		66	71			
Govt Ctr C - Vote by Mail	886	349	39.39	6	134	4	172	17		127	160			
OPUD 3001	850	223	26.24	1	98	2	103	9		90	87			
OPUD - Vote by Mail	850	261	30.71	6	109	2	129	7		100	113			
Olivehurst Com Ctr 3002	813	224	27.55	8	88	1	117	2		77	89			
Olivehurst Com Ctr - Vote by Mail	813	244	30.01	6	87	3	127	12		85	113			
Johnson Park Schol 3003	922	262	28.42	3	95	2	142	12		95	105			
Johnson Park Schol - Vote by Mail	922	327	35.47	4	120	1	177	12		120	149			
Airport 3004	1036	269	25.97	5	104	3	134	10		98	116			
Airport - Vote by Mail	1036	338	32.63	3	133	4	174	14		133	139			
Dan Ave A 3005	1105	300	27.15	4	112	3	146	20		97	119			
Dan Ave A - Vote by Mail	1105	430	38.91	12	171	3	209	23		160	199			
Dan Ave B 3006	422	104	24.64	1	26	2	69	3		32	44			
Dan Ave B - Vote by Mail	422	187	44.31	2	56	0	118	6		44	95			
Rosser 3007	88	0	0.00	0	0	0	0	0		0	0			
Rosser - Vote by Mail	88	67	76.14	0	10	0	50	5		25	19			
Arboga Schl 3008	589	157	26.66	1	64	1	77	7		65	55			
Arboga Schl - Vote by Mail	589	268	45.50	5	93	2	150	16		81	133			
Cobblestone Schl 4001	1250	314	25.12	6	130	1	156	14		101	148			
Cobblestone Schl - Vote by Mail	1250	697	55.76	11	252	1	371	48		238	339			
RDO Schl A 4002	1109	285	25.70	2	92	0	166	19		101	114			
RDO Schl A - Vote by Mail	1109	613	55.28	3	178	2	349	35		189	252			
RDO Schl B 4003	877	231	26.34	3	70	1	144	8		76	94			
RDO Schl B - Vote by Mail	877	451	51.43	4	173	3	236	24		156	204			
Smartsville 4004	193	0	0.00	0	0	0	0	0		0	0			
Smartsville - Vote by Mail	193	148	76.68	4	33	0	104	6		34	55			
Beale AFB 4005	207	0	0.00	0	0	0	0	0		0	0			
Beale AFB - Vote by Mail	207	104	50.24	3	37	0	45	15		38	46			
Wheatland A 4006	952	310	32.56	4	78	0	186	23		92	128			
Wheatland A - Vote by Mail	952	434	45.59	7	118	2	268	20		147	166			
Wheatland B 4007	808	231	28.59	3	65	2	143	11		69	95			
Wheatland B - Vote by Mail	808	395	48.89	2	116	1	246	17		128	150			
Wheatland C 4008	786	244	31.04	4	40	0	192	5		77	89			
Wheatland C - Vote by Mail	786	384	48.85	3	77	4	272	17		141	136			
Riverside Meadows Schl 4009	578	136	23.53	3	53	1	67	7		49	60			

100003	CALIFORNIA												
	Registration	Ballots Cast	Turnout (%)	PRESIDENT AND VICEPRESIDENT JILL STEIN	HILLARY CLINTON	GLORIA ESTELA LA RIVA	DONALD J. TRUMP	GARY JOHNSON		US SENATOR LORETTA L. SANCHEZ	KAMALA D. HARRIS		
Riverside Meadows Schl - Vote by	578	355	61.42	8	111	0	194	27		102	169		
D-OH A 5001	529	152	28.73	9	38	2	88	9		36	65		
D-OH A - Vote by Mail	529	240	45.37	7	79	1	134	10		62	111		
Challenge 5002	227	0	0.00	0	0	0	0	0		0	0		
Challenge - Vote by Mail	227	177	77.97	5	56	0	98	7		50	86		
Rackerby 5003	244	0	0.00	0	0	0	0	0		0	0		
Rackerby - Vote by Mail	244	175	71.72	6	50	2	99	7		59	73		
D-OH B 5004	955	279	29.21	11	147	1	100	13		78	132		
D-OH B - Vote by Mail	955	474	49.63	10	274	2	156	15		124	245		
Yuba Feather 5005	896	198	22.10	7	46	1	128	9		61	79		
Yuba Feather - Vote by Mail	896	464	51.79	11	128	2	289	17		139	204		
Johl Station 5006	710	144	20.28	0	34	0	97	10		45	53		
Johl Station - Vote by Mail	710	402	56.62	4	99	3	272	12		135	160		
Loma Rica A 5007	680	201	29.56	2	31	0	155	7		46	84		
Loma Rica A - Vote by Mail	680	319	46.91	4	60	5	236	6		84	127		
Loma Rica B 5008	760	201	26.45	4	44	1	144	6		57	84		
Loma Rica B - Vote by Mail	760	396	52.11	5	79	4	275	20		111	157		
Hallwood 5009	674	204	30.27	1	30	0	164	7		71	65		
Hallwood - Vote by Mail	674	323	47.92	2	37	0	266	9		110	108		
Calvary A 5010	984	260	26.42	2	56	2	182	7		74	97		
Calvary A - Vote by Mail	984	523	53.15	10	109	0	361	24		164	199		
Calvary B 5011	886	231	26.07	5	51	0	159	8		70	78		
Calvary B - Vote by Mail	886	544	61.40	7	142	2	362	19		153	216		
Bible Baptist 5012	692	165	23.84	3	32	4	115	8		57	52		
Bible Baptist - Vote by Mail	692	301	43.50	5	89	5	176	15		91	139		
Goldfields 5013	210	0	0.00	0	0	0	0	0		0	0		
Goldfields - Vote by Mail	210	165	78.57	7	46	1	96	9		43	73		
Camptonville 5014	448	104	23.21	12	51	1	32	4		27	54		
Camptonville - Vote by Mail	448	234	52.23	14	98	5	99	8		62	122		
Precinct Totals	33694	8350	24.78	165	2849	59	4652	347		2833	3337		
Vote by Mail Totals	33694	15208	45.14	273	5061	109	8518	716		4956	6662		
Grand Totals	33694	23558	69.92	438	7910	168	13170	1063		7789	9999		
3RD CONGRESSIONAL	33694	23558	69.92	438	7910	168	13170	1063		7789	9999		
4TH SENATE	33694	23558	69.92	438	7910	168	13170	1063		7789	9999		
3RD ASSEMBLY	33694	23558	69.92	438	7910	168	13170	1063		7789	9999		
1ST EQUALIZATION	33694	23558	69.92	438	7910	168	13170	1063		7789	9999		
SUPERVISOR - 1ST	5861	3650	62.28	78	1520	32	1711	176		1358	1551		
SUPERVISOR - 2ND	6353	4039	63.58	76	1495	45	2115	167		1382	1765		
SUPERVISOR - 3RD	5825	3661	62.85	61	1366	29	1922	158		1302	1575		
SUPERVISOR - 4TH	6760	5332	78.88	70	1623	18	3139	296		1738	2245		
SUPERVISOR - 5TH	8895	6876	77.30	153	1906	44	4283	266		2009	2863		
YUBA COUNTY	33694	23558	69.92	438	7910	168	13170	1063		7789	9999		
CITY OF MARYSVILLE	5401	3516	65.10	65	1268	38	1870	153		1189	1544		
CITY OF WHEATLAND	1760	1370	77.84	16	377	5	843	71		436	539		
UNINCORPORATED	26533	18672	70.37	357	6265	125	10457	839		6164	7916		

100003	CALIFORNIA													
	Registration	Ballots Cast	Turnout (%)	PRESIDENT AND VICEPRESIDENT JILL STEIN	HILLARY CLINTON	GLORIA ESTELA LA RIVA	DONALD J. TRUMP	GARY JOHNSON		US SENATOR LORETTA L. SANCHEZ	KAMALA D. HARRIS			
New Life - 1001	933	201	21.54	5	79	1	104	2		69	88			
New Life - Vote by Mail	933	293	31.40	7	127	3	132	13		119	125			
Edgewater A - 1002	805	216	26.83	4	104	1	85	9		77	91			
Edgewater A - Vote by Mail	805	357	44.35	3	143	3	166	23		122	169			
FRC A - 1003	581	124	21.34	4	61	1	50	4		58	45			
FRC A - Vote by Mail	581	166	28.57	3	68	1	78	14		55	87			
FRC B - 1004	1137	211	18.56	7	100	1	81	14		96	74			
FRC B - Vote by Mail	1137	364	32.01	15	133	6	181	20		154	146			
FRC C - 1005	480	103	21.46	1	35	0	60	5		43	33			
FRC C - Vote by Mail	480	199	41.46	1	91	2	96	4		81	83			
FRC D - 1006	674	153	22.70	3	60	6	62	10		56	65			
FRC D - Vote by Mail	674	284	42.14	6	126	2	133	9		100	139			
Edgewater B - 1007	1251	368	29.42	6	152	1	186	15		126	141			
Edgewater B - Vote by Mail	1251	611	48.84	13	241	4	297	34		202	265			
Word of Life A - 2001	771	206	26.72	7	71	1	113	6		77	81			
Word of Life A - Vote by Mail	771	322	41.76	6	108	1	179	14		110	134			
First Pres - 2002	883	250	28.31	7	81	4	145	9		85	94			
First Pres - Vote by Mail	883	358	40.54	6	110	4	207	17		105	166			
Word of Life B - 2003	1040	237	22.79	3	85	4	127	11		95	95			
Word of Life B - Vote by Mail	1040	412	39.62	8	135	5	222	26		141	190			
Govt Ctr A - 2004	910	239	26.26	1	88	0	134	9		83	109			
Govt Ctr A - Vote by Mail	910	401	44.07	5	140	4	221	18		120	188			
Govt Ctr B - 2005	911	233	25.58	4	103	1	109	5		73	93			
Govt Ctr B - Vote by Mail	911	342	37.54	9	144	6	158	14		107	163			
Cedar Lane - 2006	952	213	22.37	6	86	3	107	3		88	71			
Cedar Lane - Vote by Mail	952	310	32.56	5	141	4	138	11		105	150			
Govt Ctr C - 2007	886	167	18.85	3	69	4	83	7		66	71			
Govt Ctr C - Vote by Mail	886	349	39.39	6	134	4	172	17		127	160			
OPUD - 3001	850	223	26.24	1	98	2	103	9		90	87			
OPUD - Vote by Mail	850	261	30.71	6	109	2	129	7		100	113			
Olivehurst Com Ctr - 3002	813	224	27.55	8	88	1	117	2		77	89			
Olivehurst Com Ctr - Vote by Mail	813	244	30.01	6	87	3	127	12		85	113			
Johnson Park Schol - 3003	922	262	28.42	3	95	2	142	12		95	105			
Johnson Park Schol - Vote by Mail	922	327	35.47	4	120	1	177	12		120	149			
Airport - 3004	1036	269	25.97	5	104	3	134	10		98	116			
Airport - Vote by Mail	1036	338	32.63	3	133	4	174	14		133	139			
Dan Ave A - 3005	1105	300	27.15	4	112	3	146	20		97	119			
Dan Ave A - Vote by Mail	1105	430	38.91	12	171	3	209	23		160	199			
Dan Ave B - 3006	422	104	24.64	1	26	2	69	3		32	44			
Dan Ave B - Vote by Mail	422	187	44.31	2	56	0	118	6		44	95			
Rosser - 3007	88	0	0.00	0	0	0	0	0		0	0			
Rosser - Vote by Mail	88	67	76.14	0	10	0	50	5		25	19			
Arboga Schl - 3008	589	157	26.66	1	64	1	77	7		65	55			
Arboga Schl - Vote by Mail	589	268	45.50	5	93	2	150	16		81	133			
Cobblestone Schl - 4001	1250	314	25.12	6	130	1	156	14		101	148			
Cobblestone Schl - Vote by Mail	1250	697	55.76	11	252	1	371	48		238	339			
RDO Schl A - 4002	1109	285	25.70	2	92	0	166	19		101	114			
RDO Schl A - Vote by Mail	1109	613	55.28	3	178	2	349	35		189	252			
RDO Schl B - 4003	877	231	26.34	3	70	1	144	8		76	94			
RDO Schl B - Vote by Mail	877	451	51.43	4	173	3	236	24		156	204			
Smartsville - 4004	193	0	0.00	0	0	0	0	0		0	0			
Smartsville - Vote by Mail	193	148	76.68	4	33	0	104	6		34	55			
Beale AFB - 4005	207	0	0.00	0	0	0	0	0		0	0			
Beale AFB - Vote by Mail	207	104	50.24	3	37	0	45	15		38	46			
Wheatland A - 4006	952	310	32.56	4	78	0	186	23		92	128			
Wheatland A - Vote by Mail	952	434	45.59	7	118	2	268	20		147	166			
Wheatland B - 4007	808	231	28.59	3	65	2	143	11		69	95			
Wheatland B - Vote by Mail	808	395	48.89	2	116	1	246	17		128	150			
Wheatland C - 4008	786	244	31.04	4	40	0	192	5		77	89			
Wheatland C - Vote by Mail	786	384	48.85	3	77	4	272	17		141	136			
Riverside Meadows Schl - 4009	578	136	23.53	3	53	1	67	7		49	60			

YUBA COUNTY Statement of Vote
YUB_20161108_E

100003	CALIFORNIA													
	Registration	Ballots Cast	Turnout (%)	PRESIDENT AND VICEPRESIDENT JILL STEIN	HILLARY CLINTON	GLORIA ESTELA LA RIVA	DONALD J. TRUMP	GARY JOHNSON		US SENATOR LORETTA L. SANCHEZ	KAMALA D. HARRIS			
Riverside Meadows Schl - Vote by	578	355	61.42	8	111	0	194	27		102	169			
D-OH A 5001	529	152	28.73	9	38	2	88	9		36	65			
D-OH A - Vote by Mail	529	240	45.37	7	79	1	134	10		62	111			
Challenge 5002	227	0	0.00	0	0	0	0	0		0	0			
Challenge - Vote by Mail	227	177	77.97	5	56	0	98	7		50	86			
Rackerby 5003	244	0	0.00	0	0	0	0	0		0	0			
Rackerby - Vote by Mail	244	175	71.72	6	50	2	99	7		59	73			
D-OH B 5004	955	279	29.21	11	147	1	100	13		78	132			
D-OH B - Vote by Mail	955	474	49.63	10	274	2	156	15		124	245			
Yuba Feather 5005	896	198	22.10	7	46	1	128	9		61	79			
Yuba Feather - Vote by Mail	896	464	51.79	11	128	2	289	17		139	204			
Johl Station 5006	710	144	20.28	0	34	0	97	10		45	53			
Johl Station - Vote by Mail	710	402	56.62	4	99	3	272	12		135	160			
Loma Rica A 5007	680	201	29.56	2	31	0	155	7		46	84			
Loma Rica A - Vote by Mail	680	319	46.91	4	60	5	236	6		84	127			
Loma Rica B 5008	760	201	26.45	4	44	1	144	6		57	84			
Loma Rica B - Vote by Mail	760	396	52.11	5	79	4	275	20		111	157			
Hallwood 5009	674	204	30.27	1	30	0	164	7		71	65			
Hallwood - Vote by Mail	674	323	47.92	2	37	0	266	9		110	108			
Calvary A 5010	984	260	26.42	2	56	2	182	7		74	97			
Calvary A - Vote by Mail	984	523	53.15	10	109	0	361	24		164	199			
Calvary B 5011	886	231	26.07	5	51	0	159	8		70	78			
Calvary B - Vote by Mail	886	544	61.40	7	142	2	362	19		153	216			
Bible Baptist 5012	692	165	23.84	3	32	4	115	8		57	52			
Bible Baptist - Vote by Mail	692	301	43.50	5	89	5	176	15		91	139			
Goldfields 5013	210	0	0.00	0	0	0	0	0		0	0			
Goldfields - Vote by Mail	210	165	78.57	7	46	1	96	9		43	73			
Camptonville 5014	448	104	23.21	12	51	1	32	4		27	54			
Camptonville - Vote by Mail	448	234	52.23	14	98	5	99	8		62	122			
Precinct Totals	33694	8350	24.78	165	2849	59	4652	347		2833	3337			
Vote by Mail Totals	33694	15208	45.14	273	5061	109	8518	716		4956	6662			
Grand Totals	33694	23558	69.92	438	7910	168	13170	1063		7789	9999			
3RD CONGRESSIONAL	33694	23558	69.92	438	7910	168	13170	1063		7789	9999			
4TH SENATE	33694	23558	69.92	438	7910	168	13170	1063		7789	9999			
3RD ASSEMBLY	33694	23558	69.92	438	7910	168	13170	1063		7789	9999			
1ST EQUALIZATION	33694	23558	69.92	438	7910	168	13170	1063		7789	9999			
SUPERVISOR - 1ST	5861	3650	62.28	78	1520	32	1711	176		1358	1551			
SUPERVISOR - 2ND	6353	4039	63.58	76	1495	45	2115	167		1382	1765			
SUPERVISOR - 3RD	5825	3661	62.85	61	1366	29	1922	158		1302	1575			
SUPERVISOR - 4TH	6760	5332	78.88	70	1623	18	3139	296		1738	2245			
SUPERVISOR - 5TH	8895	6876	77.30	153	1906	44	4283	266		2009	2863			
YUBA COUNTY	33694	23558	69.92	438	7910	168	13170	1063		7789	9999			
CITY OF MARYSVILLE	5401	3516	65.10	65	1268	38	1870	153		1189	1544			
CITY OF WHEATLAND	1760	1370	77.84	16	377	5	843	71		436	539			
UNINCORPORATED	26533	18672	70.37	357	6265	125	10457	839		6164	7916			

100006		NON-PARTISAN US REPRESENTATIVE DISTRICT 3													
	Registration	Ballots Cast	Turnout (%)		N EUGENE CLEEK	JOHN GARAMENDI									
New Life 1001	933	201	21.54		82	95									
New Life - Vote by Mail	933	293	31.40		126	145									
Edgewater A 1002	805	216	26.83		84	114									
Edgewater A - Vote by Mail	805	357	44.35		167	167									
FRC A 1003	581	124	21.34		47	60									
FRC A - Vote by Mail	581	166	28.57		72	85									
FRC B 1004	1137	211	18.56		73	106									
FRC B - Vote by Mail	1137	364	32.01		165	171									
FRC C 1005	480	103	21.46		54	38									
FRC C - Vote by Mail	480	199	41.46		90	97									
FRC D 1006	674	153	22.70		60	79									
FRC D - Vote by Mail	674	284	42.14		107	167									
Edgewater B 1007	1251	368	29.42		169	151									
Edgewater B - Vote by Mail	1251	611	48.84		326	248									
Word of Life A 2001	771	206	26.72		95	88									
Word of Life A - Vote by Mail	771	322	41.76		162	143									
First Pres 2002	883	250	28.31		115	105									
First Pres - Vote by Mail	883	358	40.54		169	163									
Word of Life B 2003	1040	237	22.79		105	104									
Word of Life B - Vote by Mail	1040	412	39.62		185	201									
Govt Ctr A 2004	910	239	26.26		103	113									
Govt Ctr A - Vote by Mail	910	401	44.07		198	178									
Govt Ctr B 2005	911	233	25.58		101	103									
Govt Ctr B - Vote by Mail	911	342	37.54		144	178									
Cedar Lane 2006	952	213	22.37		90	96									
Cedar Lane - Vote by Mail	952	310	32.56		132	153									
Govt Ctr C 2007	886	167	18.85		70	87									
Govt Ctr C - Vote by Mail	886	349	39.39		156	179									
OPUD 3001	850	223	26.24		80	110									
OPUD - Vote by Mail	850	261	30.71		106	128									
Olivehurst Com Ctr 3002	813	224	27.55		90	106									
Olivehurst Com Ctr - Vote by Mail	813	244	30.01		121	109									
Johnson Park Schol 3003	922	262	28.42		106	127									
Johnson Park Schol - Vote by Mail	922	327	35.47		159	151									
Airport 3004	1036	269	25.97		119	127									
Airport - Vote by Mail	1036	338	32.63		151	162									
Dan Ave A 3005	1105	300	27.15		126	119									
Dan Ave A - Vote by Mail	1105	430	38.91		202	203									
Dan Ave B 3006	422	104	24.64		60	34									
Dan Ave B - Vote by Mail	422	187	44.31		103	77									
Rosser 3007	88	0	0.00		0	0									
Rosser - Vote by Mail	88	67	76.14		42	24									
Arboga Schl 3008	589	157	26.66		76	66									
Arboga Schl - Vote by Mail	589	268	45.50		138	117									
Cobblestone Schl 4001	1250	314	25.12		141	140									
Cobblestone Schl - Vote by Mail	1250	697	55.76		350	301									
RDO Schl A 4002	1109	285	25.70		155	97									
RDO Schl A - Vote by Mail	1109	613	55.28		372	207									
RDO Schl B 4003	877	231	26.34		117	88									
RDO Schl B - Vote by Mail	877	451	51.43		210	209									
Smartsville 4004	193	0	0.00		0	0									
Smartsville - Vote by Mail	193	148	76.68		96	36									
Beale AFB 4005	207	0	0.00		0	0									
Beale AFB - Vote by Mail	207	104	50.24		51	42									
Wheatland A 4006	952	310	32.56		166	100									
Wheatland A - Vote by Mail	952	434	45.59		255	159									
Wheatland B 4007	808	231	28.59		122	85									
Wheatland B - Vote by Mail	808	395	48.89		205	161									
Wheatland C 4008	786	244	31.04		139	84									
Wheatland C - Vote by Mail	786	384	48.85		228	123									
Riverside Meadows Schl 4009	578	136	23.53		68	57									

100006		NON-PARTISAN US REPRESENTATIVE DISTRICT 3													
	Registration	Ballots Cast	Turnout (%)		N EUGENE CLEEK	JOHN GARAMENDI									
Riverside Meadows Schl - Vote by	578	355	61.42		189	137									
D-OH A 5001	529	152	28.73		76	58									
D-OH A - Vote by Mail	529	240	45.37		127	99									
Challenge 5002	227	0	0.00		0	0									
Challenge - Vote by Mail	227	177	77.97		106	62									
Rackerby 5003	244	0	0.00		0	0									
Rackerby - Vote by Mail	244	175	71.72		100	68									
D-OH B 5004	955	279	29.21		91	139									
D-OH B - Vote by Mail	955	474	49.63		153	286									
Yuba Feather 5005	896	198	22.10		116	65									
Yuba Feather - Vote by Mail	896	464	51.79		283	165									
Johl Station 5006	710	144	20.28		92	43									
Johl Station - Vote by Mail	710	402	56.62		223	164									
Loma Rica A 5007	680	201	29.56		139	50									
Loma Rica A - Vote by Mail	680	319	46.91		232	75									
Loma Rica B 5008	760	201	26.45		129	57									
Loma Rica B - Vote by Mail	760	396	52.11		256	109									
Hallwood 5009	674	204	30.27		145	46									
Hallwood - Vote by Mail	674	323	47.92		247	69									
Calvary A 5010	984	260	26.42		164	68									
Calvary A - Vote by Mail	984	523	53.15		343	144									
Calvary B 5011	886	231	26.07		144	67									
Calvary B - Vote by Mail	886	544	61.40		348	166									
Bible Baptist 5012	692	165	23.84		85	55									
Bible Baptist - Vote by Mail	692	301	43.50		158	125									
Goldfields 5013	210	0	0.00		0	0									
Goldfields - Vote by Mail	210	165	78.57		83	70									
Camptonville 5014	448	104	23.21		27	55									
Camptonville - Vote by Mail	448	234	52.23		79	131									
Precinct Totals	33694	8350	24.78		4021	3382									
Vote by Mail Totals	33694	15208	45.14		7915	6354									
Grand Totals	33694	23558	69.92		11936	9736									
3RD CONGRESSIONAL	33694	23558	69.92		11936	9736									
4TH SENATE	33694	23558	69.92		11936	9736									
3RD ASSEMBLY	33694	23558	69.92		11936	9736									
1ST EQUALIZATION	33694	23558	69.92		11936	9736									
SUPERVISOR - 1ST	5861	3650	62.28		1622	1723									
SUPERVISOR - 2ND	6353	4039	63.58		1825	1891									
SUPERVISOR - 3RD	5825	3661	62.85		1679	1660									
SUPERVISOR - 4TH	6760	5332	78.88		2864	2026									
SUPERVISOR - 5TH	8895	6876	77.30		3946	2436									
YUBA COUNTY	33694	23558	69.92		11936	9736									
CITY OF MARYSVILLE	5401	3516	65.10		1603	1642									
CITY OF WHEATLAND	1760	1370	77.84		748	505									
UNINCORPORATED	26533	18672	70.37		9585	7589									

100007		NON-PARTISAN STATE ASSEMBLY DISTRICT 3													
	Registration	Ballots Cast	Turnout (%)		EDWARD RITCHIE	JAMES GALLAGHER									
New Life 1001	933	201	21.54		69	109									
New Life - Vote by Mail	933	293	31.40		108	158									
Edgewater A 1002	805	216	26.83		88	106									
Edgewater A - Vote by Mail	805	357	44.35		124	205									
FRC A 1003	581	124	21.34		47	66									
FRC A - Vote by Mail	581	166	28.57		57	96									
FRC B 1004	1137	211	18.56		74	103									
FRC B - Vote by Mail	1137	364	32.01		129	204									
FRC C 1005	480	103	21.46		25	65									
FRC C - Vote by Mail	480	199	41.46		84	105									
FRC D 1006	674	153	22.70		59	76									
FRC D - Vote by Mail	674	284	42.14		111	159									
Edgewater B 1007	1251	368	29.42		108	212									
Edgewater B - Vote by Mail	1251	611	48.84		190	375									
Word of Life A 2001	771	206	26.72		65	121									
Word of Life A - Vote by Mail	771	322	41.76		89	212									
First Pres 2002	883	250	28.31		66	158									
First Pres - Vote by Mail	883	358	40.54		92	232									
Word of Life B 2003	1040	237	22.79		86	122									
Word of Life B - Vote by Mail	1040	412	39.62		136	247									
Govt Ctr A 2004	910	239	26.26		76	146									
Govt Ctr A - Vote by Mail	910	401	44.07		113	256									
Govt Ctr B 2005	911	233	25.58		83	118									
Govt Ctr B - Vote by Mail	911	342	37.54		131	182									
Cedar Lane 2006	952	213	22.37		72	105									
Cedar Lane - Vote by Mail	952	310	32.56		118	163									
Govt Ctr C 2007	886	167	18.85		64	93									
Govt Ctr C - Vote by Mail	886	349	39.39		125	202									
OPUD 3001	850	223	26.24		76	113									
OPUD - Vote by Mail	850	261	30.71		98	140									
Olivehurst Com Ctr 3002	813	224	27.55		84	110									
Olivehurst Com Ctr - Vote by Mail	813	244	30.01		85	148									
Johnson Park Schol 3003	922	262	28.42		85	147									
Johnson Park Schol - Vote by Mail	922	327	35.47		117	191									
Airport 3004	1036	269	25.97		84	157									
Airport - Vote by Mail	1036	338	32.63		124	185									
Dan Ave A 3005	1105	300	27.15		84	156									
Dan Ave A - Vote by Mail	1105	430	38.91		152	254									
Dan Ave B 3006	422	104	24.64		22	75									
Dan Ave B - Vote by Mail	422	187	44.31		44	132									
Rosser 3007	88	0	0.00		0	0									
Rosser - Vote by Mail	88	67	76.14		12	54									
Arboga Schl 3008	589	157	26.66		46	90									
Arboga Schl - Vote by Mail	589	268	45.50		90	166									
Cobblestone Schl 4001	1250	314	25.12		108	166									
Cobblestone Schl - Vote by Mail	1250	697	55.76		213	433									
RDO Schl A 4002	1109	285	25.70		79	176									
RDO Schl A - Vote by Mail	1109	613	55.28		162	406									
RDO Schl B 4003	877	231	26.34		66	140									
RDO Schl B - Vote by Mail	877	451	51.43		144	263									
Smartsville 4004	193	0	0.00		0	0									
Smartsville - Vote by Mail	193	148	76.68		35	97									
Beale AFB 4005	207	0	0.00		0	0									
Beale AFB - Vote by Mail	207	104	50.24		36	54									
Wheatland A 4006	952	310	32.56		49	224									
Wheatland A - Vote by Mail	952	434	45.59		86	319									
Wheatland B 4007	808	231	28.59		52	153									
Wheatland B - Vote by Mail	808	395	48.89		96	269									
Wheatland C 4008	786	244	31.04		33	190									
Wheatland C - Vote by Mail	786	384	48.85		70	283									
Riverside Meadows Schl 4009	578	136	23.53		47	76									

YUBA COUNTY Statement of Vote
YUB_20161108_E

100007	NON-PARTISAN STATE ASSEMBLY DISTRICT 3													
	Registration	Ballots Cast	Turnout (%)		EDWARD RITCHIE	JAMES GALLAGHER								
Riverside Meadows Schl - Vote by	578	355	61.42		92	235								
D-OH A 5001	529	152	28.73		50	83								
D-OH A - Vote by Mail	529	240	45.37		78	142								
Challenge 5002	227	0	0.00		0	0								
Challenge - Vote by Mail	227	177	77.97		61	101								
Rackerby 5003	244	0	0.00		0	0								
Rackerby - Vote by Mail	244	175	71.72		52	111								
D-OH B 5004	955	279	29.21		134	101								
D-OH B - Vote by Mail	955	474	49.63		251	173								
Yuba Feather 5005	896	198	22.10		48	133								
Yuba Feather - Vote by Mail	896	464	51.79		131	303								
Johl Station 5006	710	144	20.28		29	99								
Johl Station - Vote by Mail	710	402	56.62		81	300								
Loma Rica A 5007	680	201	29.56		34	154								
Loma Rica A - Vote by Mail	680	319	46.91		54	249								
Loma Rica B 5008	760	201	26.45		40	139								
Loma Rica B - Vote by Mail	760	396	52.11		70	290								
Hallwood 5009	674	204	30.27		32	159								
Hallwood - Vote by Mail	674	323	47.92		33	280								
Calvary A 5010	984	260	26.42		53	184								
Calvary A - Vote by Mail	984	523	53.15		115	378								
Calvary B 5011	886	231	26.07		53	158								
Calvary B - Vote by Mail	886	544	61.40		134	378								
Bible Baptist 5012	692	165	23.84		34	106								
Bible Baptist - Vote by Mail	692	301	43.50		88	187								
Goldfields 5013	210	0	0.00		0	0								
Goldfields - Vote by Mail	210	165	78.57		50	103								
Camptonville 5014	448	104	23.21		55	29								
Camptonville - Vote by Mail	448	234	52.23		111	100								
Precinct Totals	33694	8350	24.78		2459	4918								
Vote by Mail Totals	33694	15208	45.14		4572	9520								
Grand Totals	33694	23558	69.92		7031	14438								
3RD CONGRESSIONAL	33694	23558	69.92		7031	14438								
4TH SENATE	33694	23558	69.92		7031	14438								
3RD ASSEMBLY	33694	23558	69.92		7031	14438								
1ST EQUALIZATION	33694	23558	69.92		7031	14438								
SUPERVISOR - 1ST	5861	3650	62.28		1273	2039								
SUPERVISOR - 2ND	6353	4039	63.58		1316	2357								
SUPERVISOR - 3RD	5825	3661	62.85		1203	2118								
SUPERVISOR - 4TH	6760	5332	78.88		1368	3484								
SUPERVISOR - 5TH	8895	6876	77.30		1871	4440								
YUBA COUNTY	33694	23558	69.92		7031	14438								
CITY OF MARYSVILLE	5401	3516	65.10		1126	2089								
CITY OF WHEATLAND	1760	1370	77.84		283	965								
UNINCORPORATED	26533	18672	70.37		5622	11384								

YUBA COUNTY Statement of Vote
YUB_20161108_E

(529-1216) Accep... - 11 of 67

100008	NEVADA COUNTY BOE												
	Registration	Ballots Cast	Turnout (%)	NEVADA COUNTY BOARD OF EDUCATION TA 2 ASHLEY NEUMANN	TRACY LAPIERRE	JOHN MEEKS	CALEB BUCKLEY	NEVADA COUNTY BOARD OF EDUCATION TA MARIANNE SLADE-	TREVOR MICHAEL	WENDY L. BAKER			
Camptonville 5014	448	104	23.21	15	8	29	17	9	15	41			
Camptonville - Vote by Mail	448	234	52.23	36	30	59	32	15	38	102			
Precinct Totals	448	104	23.21	15	8	29	17	9	15	41			
Vote by Mail Totals	448	234	52.23	36	30	59	32	15	38	102			
Grand Totals	448	338	75.45	51	38	88	49	24	53	143			
3RD CONGRESSIONAL	448	338	75.45	51	38	88	49	24	53	143			
4TH SENATE	448	338	75.45	51	38	88	49	24	53	143			
3RD ASSEMBLY	448	338	75.45	51	38	88	49	24	53	143			
1ST EQUALIZATION	448	338	75.45	51	38	88	49	24	53	143			
SUPERVISOR - 5TH	448	338	75.45	51	38	88	49	24	53	143			
YUBA COUNTY	448	338	75.45	51	38	88	49	24	53	143			
UNINCORPORATED	448	338	75.45	51	38	88	49	24	53	143			

YUBA COUNTY Statement of Vote
YUB_20161108_E

100008	NEVADA COUNTY BOE												
	Registration	Ballots Cast	Turnout (%)	NEVADA COUNTY BOARD OF EDUCATION TA 2 ASHLEY NEUMANN	TRACY LAPIERRE	JOHN MEEKS	CALEB BUCKLEY	NEVADA COUNTY BOARD OF EDUCATION TA MARIANNE SLADE-	TREVOR MICHAEL	WENDY L. BAKER			
Camptonville 5014	448	104	23.21	15	8	29	17	9	15	41			
Camptonville - Vote by Mail	448	234	52.23	36	30	59	32	15	38	102			
Precinct Totals	448	104	23.21	15	8	29	17	9	15	41			
Vote by Mail Totals	448	234	52.23	36	30	59	32	15	38	102			
Grand Totals	448	338	75.45	51	38	88	49	24	53	143			
3RD CONGRESSIONAL	448	338	75.45	51	38	88	49	24	53	143			
4TH SENATE	448	338	75.45	51	38	88	49	24	53	143			
3RD ASSEMBLY	448	338	75.45	51	38	88	49	24	53	143			
1ST EQUALIZATION	448	338	75.45	51	38	88	49	24	53	143			
SUPERVISOR - 5TH	448	338	75.45	51	38	88	49	24	53	143			
YUBA COUNTY	448	338	75.45	51	38	88	49	24	53	143			
UNINCORPORATED	448	338	75.45	51	38	88	49	24	53	143			

100010	NON-PARTISAN YUBA COUNTY BOARD OF EDUCATION TA 4														
	Registration	Ballots Cast	Turnout (%)		EMILY TORRES DAWSON	DESIREE HASTEY	TRACY BISHOP								
Cobblestone Schl 4001	1250	314	25.12		37	161	73								
Cobblestone Schl - Vote by Mail	1250	697	55.76		89	362	178								
RDO Schl A 4002	1109	285	25.70		26	166	66								
RDO Schl A - Vote by Mail	1109	613	55.28		79	318	140								
RDO Schl B 4003	877	231	26.34		30	119	59								
RDO Schl B - Vote by Mail	877	451	51.43		65	217	119								
Smartsville 4004	193	0	0.00		0	0	0								
Smartsville - Vote by Mail	193	148	76.68		11	43	47								
Beale AFB 4005	207	0	0.00		0	0	0								
Beale AFB - Vote by Mail	207	104	50.24		10	25	44								
Wheatland A 4006	952	310	32.56		58	87	137								
Wheatland A - Vote by Mail	952	434	45.59		70	119	204								
Wheatland B 4007	808	231	28.59		64	62	85								
Wheatland B - Vote by Mail	808	395	48.89		97	122	142								
Wheatland C 4008	786	244	31.04		46	53	123								
Wheatland C - Vote by Mail	786	384	48.85		81	100	156								
Riverside Meadows Schl 4009	578	136	23.53		17	69	36								
Riverside Meadows Schl - Vote by	578	355	61.42		46	179	84								
Precinct Totals	6760	1751	25.90		278	717	579								
Vote by Mail Totals	6760	3581	52.97		548	1485	1114								
Grand Totals	6760	5332	78.88		826	2202	1693								
3RD CONGRESSIONAL	6760	5332	78.88		826	2202	1693								
4TH SENATE	6760	5332	78.88		826	2202	1693								
3RD ASSEMBLY	6760	5332	78.88		826	2202	1693								
1ST EQUALIZATION	6760	5332	78.88		826	2202	1693								
SUPERVISOR - 4TH	6760	5332	78.88		826	2202	1693								
YUBA COUNTY	6760	5332	78.88		826	2202	1693								
CITY OF WHEATLAND	1760	1370	77.84		289	390	568								
UNINCORPORATED	5000	3962	79.24		537	1812	1125								

100012	NON-PARTISAN MARYSVILLE JOINT USD GOV BRD MBR TA 4														
	Registration	Ballots Cast	Turnout (%)		BERNIE RECHS	PAUL ALLISON	TERRY J. BILADEAU								
FRC C 1005	480	103	21.46		11	13	8								
FRC C - Vote by Mail	480	199	41.46		22	30	12								
Govt Ctr A 2004	910	239	26.26		70	82	51								
Govt Ctr A - Vote by Mail	910	401	44.07		163	122	64								
Govt Ctr B 2005	911	233	25.58		59	94	32								
Govt Ctr B - Vote by Mail	911	342	37.54		92	137	47								
D-OH A 5001	529	152	28.73		34	39	50								
D-OH A - Vote by Mail	529	240	45.37		48	82	66								
Challenge 5002	227	0	0.00		0	0	0								
Challenge - Vote by Mail	227	177	77.97		33	75	32								
Rackerby 5003	244	0	0.00		0	0	0								
Rackerby - Vote by Mail	244	175	71.72		25	58	47								
D-OH B 5004	955	279	29.21		68	87	50								
D-OH B - Vote by Mail	955	474	49.63		106	148	85								
Yuba Feather 5005	896	198	22.10		46	51	61								
Yuba Feather - Vote by Mail	896	464	51.79		123	137	116								
Johl Station 5006	710	144	20.28		60	37	25								
Johl Station - Vote by Mail	710	402	56.62		174	100	66								
Loma Rica A 5007	680	201	29.56		43	69	58								
Loma Rica A - Vote by Mail	680	319	46.91		91	105	74								
Loma Rica B 5008	760	201	26.45		56	68	55								
Loma Rica B - Vote by Mail	760	396	52.11		127	123	84								
Hallwood 5009	674	204	30.27		82	57	50								
Hallwood - Vote by Mail	674	323	47.92		119	93	55								
Calvary A 5010	984	260	26.42		59	65	97								
Calvary A - Vote by Mail	984	523	53.15		150	122	162								
Calvary B 5011	886	231	26.07		74	52	59								
Calvary B - Vote by Mail	886	544	61.40		172	134	136								
Bible Baptist 5012	692	165	23.84		5	4	1								
Bible Baptist - Vote by Mail	692	301	43.50		13	13	5								
Goldfields 5013	210	0	0.00		0	0	0								
Goldfields - Vote by Mail	210	165	78.57		0	2	2								
Precinct Totals	10748	2610	24.28		667	718	597								
Vote by Mail Totals	10748	5445	50.66		1458	1481	1053								
Grand Totals	10748	8055	74.94		2125	2199	1650								
3RD CONGRESSIONAL	10748	8055	74.94		2125	2199	1650								
4TH SENATE	10748	8055	74.94		2125	2199	1650								
3RD ASSEMBLY	10748	8055	74.94		2125	2199	1650								
1ST EQUALIZATION	10748	8055	74.94		2125	2199	1650								
SUPERVISOR - 1ST	480	302	62.92		33	43	20								
SUPERVISOR - 2ND	1821	1215	66.72		384	435	194								
SUPERVISOR - 5TH	8447	6538	77.40		1708	1721	1436								
YUBA COUNTY	10748	8055	74.94		2125	2199	1650								
CITY OF MARYSVILLE	1821	1215	66.72		384	435	194								
UNINCORPORATED	8927	6840	76.62		1741	1764	1456								

YUBA COUNTY Statement of Vote
YUB_20161108_E

(529-1216) Accep... - 16 of 67

100013	NON-PARTISAN WHEATLAND UNION HSD GOV BRD MBR												
	Registration	Ballots Cast	Turnout (%)		DEBBIE SCHWEITZ	PATTI AGLES	SHAWNDEL MEDER	ANNA M. MEYERPETER-NEWMAN					
Rosser 3007	88	0	0.00		0	0	0	0					
Rosser - Vote by Mail	88	67	76.14		18	29	16	26					
Cobblestone Schl 4001	1250	314	25.12		94	47	123	89					
Cobblestone Schl - Vote by Mail	1250	697	55.76		164	127	244	295					
RDO Schl A 4002	1109	285	25.70		82	64	124	114					
RDO Schl A - Vote by Mail	1109	613	55.28		136	85	200	260					
Smartsville 4004	193	0	0.00		0	0	0	0					
Smartsville - Vote by Mail	193	148	76.68		27	27	37	63					
Beale AFB 4005	207	0	0.00		0	0	0	0					
Beale AFB - Vote by Mail	207	104	50.24		23	19	24	50					
Wheatland A 4006	952	310	32.56		89	150	117	154					
Wheatland A - Vote by Mail	952	434	45.59		140	196	172	237					
Wheatland B 4007	808	231	28.59		68	110	96	119					
Wheatland B - Vote by Mail	808	395	48.89		114	174	135	208					
Wheatland C 4008	786	244	31.04		77	118	80	116					
Wheatland C - Vote by Mail	786	384	48.85		115	179	143	193					
Riverside Meadows Schl 4009	578	136	23.53		44	32	49	62					
Riverside Meadows Schl - Vote by	578	355	61.42		76	55	128	129					
Goldfields 5013	210	0	0.00		0	0	0	0					
Goldfields - Vote by Mail	210	165	78.57		54	34	52	64					
Precinct Totals	6181	1520	24.59		454	521	589	654					
Vote by Mail Totals	6181	3362	54.39		867	925	1151	1525					
Grand Totals	6181	4882	78.98		1321	1446	1740	2179					
3RD CONGRESSIONAL	6181	4882	78.98		1321	1446	1740	2179					
4TH SENATE	6181	4882	78.98		1321	1446	1740	2179					
3RD ASSEMBLY	6181	4882	78.98		1321	1446	1740	2179					
1ST EQUALIZATION	6181	4882	78.98		1321	1446	1740	2179					
SUPERVISOR - 3RD	88	67	76.14		18	29	16	26					
SUPERVISOR - 4TH	5883	4650	79.04		1249	1383	1672	2089					
SUPERVISOR - 5TH	210	165	78.57		54	34	52	64					
YUBA COUNTY	6181	4882	78.98		1321	1446	1740	2179					
CITY OF WHEATLAND	1760	1370	77.84		411	630	520	718					
UNINCORPORATED	4421	3512	79.44		910	816	1220	1461					

YUBA COUNTY Statement of Vote
YUB_20161108_E

100014	NON-PARTISAN WHEATLAND SD GOV BRD MBR													
	Registration	Ballots Cast	Turnout (%)		KATHY HERBERT	NICOLE "NIKKI" CRABB	OSCAR MAGANA							
Rosser 3007	88	0	0.00		0	0	0							
Rosser - Vote by Mail	88	67	76.14		7	7	4							
Smartsville 4004	193	0	0.00		0	0	0							
Smartsville - Vote by Mail	193	148	76.68		57	48	20							
Beale AFB 4005	207	0	0.00		0	0	0							
Beale AFB - Vote by Mail	207	104	50.24		50	32	20							
Wheatland A 4006	952	310	32.56		126	145	143							
Wheatland A - Vote by Mail	952	434	45.59		170	214	211							
Wheatland B 4007	808	231	28.59		111	111	82							
Wheatland B - Vote by Mail	808	395	48.89		159	179	179							
Wheatland C 4008	786	244	31.04		99	96	79							
Wheatland C - Vote by Mail	786	384	48.85		132	172	114							
Goldfields 5013	210	0	0.00		0	0	0							
Goldfields - Vote by Mail	210	165	78.57		76	43	38							
Precinct Totals	3244	785	24.20		336	352	304							
Vote by Mail Totals	3244	1697	52.31		651	695	586							
Grand Totals	3244	2482	76.51		987	1047	890							
3RD CONGRESSIONAL	3244	2482	76.51		987	1047	890							
4TH SENATE	3244	2482	76.51		987	1047	890							
3RD ASSEMBLY	3244	2482	76.51		987	1047	890							
1ST EQUALIZATION	3244	2482	76.51		987	1047	890							
SUPERVISOR - 3RD	88	67	76.14		7	7	4							
SUPERVISOR - 4TH	2946	2250	76.37		904	997	848							
SUPERVISOR - 5TH	210	165	78.57		76	43	38							
YUBA COUNTY	3244	2482	76.51		987	1047	890							
CITY OF WHEATLAND	1760	1370	77.84		566	649	615							
UNINCORPORATED	1484	1112	74.93		421	398	275							

[illegible]

YUBA COUNTY Statement of Vote
YUB_20161108_E

(529-1216) Accep... - 19 of 67

100016	CITY OF MARYSVILLE												
	Registration	Ballots Cast	Turnout (%)	CITY OF MARYSVILLE MAYOR RICKY A. SAMAYOA	BONNIE HOUK	CHRISTOPHER PEDIGO	CITY OF MARYSVILLE MEMBER, CITY COUNCIL BILLY D. SIMMONS	CHARLES NOTT	DAVID HOBBS	VALERIE D. TOOTLE	STEPHANIE A. MCKENZIE		
Word of Life A 2001	771	206	26.72	103	25	57	79	21	52	40	79		
Word of Life A - Vote by Mail	771	322	41.76	167	57	72	130	33	97	79	112		
First Pres 2002	883	250	28.31	123	45	58	79	18	93	65	90		
First Pres - Vote by Mail	883	358	40.54	169	76	83	133	41	122	91	105		
Word of Life B 2003	1040	237	22.79	118	41	50	63	31	59	42	97		
Word of Life B - Vote by Mail	1040	412	39.62	198	79	96	147	49	131	83	154		
Govt Ctr A 2004	910	239	26.26	117	45	60	70	20	83	59	114		
Govt Ctr A - Vote by Mail	910	401	44.07	193	74	98	123	49	121	110	160		
Govt Ctr B 2005	911	233	25.58	97	49	55	60	40	60	40	97		
Govt Ctr B - Vote by Mail	911	342	37.54	159	71	74	102	48	76	80	138		
Govt Ctr C 2007	886	167	18.85	77	40	38	51	20	53	39	71		
Govt Ctr C - Vote by Mail	886	349	39.39	158	73	76	105	46	89	87	136		
Precinct Totals	5401	1332	24.66	635	245	318	402	150	400	285	548		
Vote by Mail Totals	5401	2184	40.44	1044	430	499	740	266	636	530	805		
Grand Totals	5401	3516	65.10	1679	675	817	1142	416	1036	815	1353		
3RD CONGRESSIONAL	5401	3516	65.10	1679	675	817	1142	416	1036	815	1353		
4TH SENATE	5401	3516	65.10	1679	675	817	1142	416	1036	815	1353		
3RD ASSEMBLY	5401	3516	65.10	1679	675	817	1142	416	1036	815	1353		
1ST EQUALIZATION	5401	3516	65.10	1679	675	817	1142	416	1036	815	1353		
SUPERVISOR - 2ND	5401	3516	65.10	1679	675	817	1142	416	1036	815	1353		
YUBA COUNTY	5401	3516	65.10	1679	675	817	1142	416	1036	815	1353		
CITY OF MARYSVILLE	5401	3516	65.10	1679	675	817	1142	416	1036	815	1353		

100016	CITY OF MARYSVILLE												
	Registration	Ballots Cast	Turnout (%)	CITY OF MARYSVILLE MAYOR RICKY A. SAMAYOA	BONNIE HOUK	CHRISTOPHER PEDIGO	CITY OF MARYSVILLE MEMBER, CITY COUNCIL BILLY D. SIMMONS	CHARLES NOTT	DAVID HOBBS	VALERIE D. TOOTLE	STEPHANIE A. MCKENZIE		
Word of Life A 2001	771	206	26.72	103	25	57	79	21	52	40	79		
Word of Life A - Vote by Mail	771	322	41.76	167	57	72	130	33	97	79	112		
First Pres 2002	883	250	28.31	123	45	58	79	18	93	65	90		
First Pres - Vote by Mail	883	358	40.54	169	76	83	133	41	122	91	105		
Word of Life B 2003	1040	237	22.79	118	41	50	63	31	59	42	97		
Word of Life B - Vote by Mail	1040	412	39.62	198	79	96	147	49	131	83	154		
Govt Ctr A 2004	910	239	26.26	117	45	60	70	20	83	59	114		
Govt Ctr A - Vote by Mail	910	401	44.07	193	74	98	123	49	121	110	160		
Govt Ctr B 2005	911	233	25.58	97	49	55	60	40	60	40	97		
Govt Ctr B - Vote by Mail	911	342	37.54	159	71	74	102	48	76	80	138		
Govt Ctr C 2007	886	167	18.85	77	40	38	51	20	53	39	71		
Govt Ctr C - Vote by Mail	886	349	39.39	158	73	76	105	46	89	87	136		
Precinct Totals	5401	1332	24.66	635	245	318	402	150	400	285	548		
Vote by Mail Totals	5401	2184	40.44	1044	430	499	740	266	636	530	805		
Grand Totals	5401	3516	65.10	1679	675	817	1142	416	1036	815	1353		
3RD CONGRESSIONAL	5401	3516	65.10	1679	675	817	1142	416	1036	815	1353		
4TH SENATE	5401	3516	65.10	1679	675	817	1142	416	1036	815	1353		
3RD ASSEMBLY	5401	3516	65.10	1679	675	817	1142	416	1036	815	1353		
1ST EQUALIZATION	5401	3516	65.10	1679	675	817	1142	416	1036	815	1353		
SUPERVISOR - 2ND	5401	3516	65.10	1679	675	817	1142	416	1036	815	1353		
YUBA COUNTY	5401	3516	65.10	1679	675	817	1142	416	1036	815	1353		
CITY OF MARYSVILLE	5401	3516	65.10	1679	675	817	1142	416	1036	815	1353		

100018	NON-PARTISAN CITY OF WHEATLAND MEMBER, CITY COUNCIL														
	Registration	Ballots Cast	Turnout (%)		RICK WEST	JOE S. HENDERSON	STEVEN C. THOMAS, II	LISA MCINTOSH							
Wheatland A 4006	952	310	32.56		143	105	130	147							
Wheatland A - Vote by Mail	952	434	45.59		227	212	165	215							
Wheatland B 4007	808	231	28.59		116	99	76	113							
Wheatland B - Vote by Mail	808	395	48.89		204	192	136	188							
Precinct Totals	1760	541	30.74		259	204	206	260							
Vote by Mail Totals	1760	829	47.10		431	404	301	403							
Grand Totals	1760	1370	77.84		690	608	507	663							
3RD CONGRESSIONAL	1760	1370	77.84		690	608	507	663							
4TH SENATE	1760	1370	77.84		690	608	507	663							
3RD ASSEMBLY	1760	1370	77.84		690	608	507	663							
1ST EQUALIZATION	1760	1370	77.84		690	608	507	663							
SUPERVISOR - 4TH	1760	1370	77.84		690	608	507	663							
YUBA COUNTY	1760	1370	77.84		690	608	507	663							
CITY OF WHEATLAND	1760	1370	77.84		690	608	507	663							

[illegible]

YUBA COUNTY Statement of Vote
YUB_20161108_E

100020	NON-PARTISAN NORTH YUBA WATER DIRECTOR, DIV 2														
	Registration	Ballots Cast	Turnout (%)		DALE A. SKINNER	GINGER L. HUGHES	TERRY BROWN								
D-OH A 5001	529	152	28.73		3	2	8								
D-OH A - Vote by Mail	529	240	45.37		12	13	19								
Challenge 5002	227	0	0.00		0	0	0								
Challenge - Vote by Mail	227	177	77.97		1	1	3								
D-OH B 5004	955	279	29.21		1	0	3								
D-OH B - Vote by Mail	955	474	49.63		3	0	7								
Yuba Feather 5005	896	198	22.10		15	12	67								
Yuba Feather - Vote by Mail	896	464	51.79		35	26	122								
Precinct Totals	2607	629	24.13		19	14	78								
Vote by Mail Totals	2607	1355	51.98		51	40	151								
Grand Totals	2607	1984	76.10		70	54	229								
3RD CONGRESSIONAL	2607	1984	76.10		70	54	229								
4TH SENATE	2607	1984	76.10		70	54	229								
3RD ASSEMBLY	2607	1984	76.10		70	54	229								
1ST EQUALIZATION	2607	1984	76.10		70	54	229								
SUPERVISOR - 5TH	2607	1984	76.10		70	54	229								
YUBA COUNTY	2607	1984	76.10		70	54	229								
UNINCORPORATED	2607	1984	76.10		70	54	229								

100021	NON-PARTISAN NORTH YUBA WATER DIRECTOR, DIV 3													
	Registration	Ballots Cast	Turnout (%)		GARY HAWTHORNE	JENNY CAVALIERE								
D-OH A 5001	529	152	28.73		47	43								
D-OH A - Vote by Mail	529	240	45.37		74	58								
D-OH B 5004	955	279	29.21		37	25								
D-OH B - Vote by Mail	955	474	49.63		43	51								
Precinct Totals	1484	431	29.04		84	68								
Vote by Mail Totals	1484	714	48.11		117	109								
Grand Totals	1484	1145	77.16		201	177								
3RD CONGRESSIONAL	1484	1145	77.16		201	177								
4TH SENATE	1484	1145	77.16		201	177								
3RD ASSEMBLY	1484	1145	77.16		201	177								
1ST EQUALIZATION	1484	1145	77.16		201	177								
SUPERVISOR - 5TH	1484	1145	77.16		201	177								
YUBA COUNTY	1484	1145	77.16		201	177								
UNINCORPORATED	1484	1145	77.16		201	177								

NON-PARTISAN OLIVEHURST PUBLIC UTILITY DIRECTOR 3														
100022														
	Registration	Ballots Cast	Turnout (%)		JAMES L. CARPENTER	DAWN FRIZZELL FOSTER	MICHAEL MORRISON							
OPUD 3001	850	223	26.24		81	83	29							
OPUD - Vote by Mail	850	261	30.71		81	99	43							
Olivehurst Com Ctr 3002	813	224	27.55		54	76	22							
Olivehurst Com Ctr - Vote by Mail	813	244	30.01		66	69	25							
Johnson Park Schol 3003	922	262	28.42		94	103	32							
Johnson Park Schol - Vote by Mail	922	327	35.47		130	138	31							
Airport 3004	1036	269	25.97		111	94	25							
Airport - Vote by Mail	1036	338	32.63		121	128	35							
Dan Ave A 3005	1105	300	27.15		113	91	35							
Dan Ave A - Vote by Mail	1105	430	38.91		187	155	41							
Dan Ave B 3006	422	104	24.64		16	12	5							
Dan Ave B - Vote by Mail	422	187	44.31		18	24	14							
Arboga Schl 3008	589	157	26.66		40	52	13							
Arboga Schl - Vote by Mail	589	268	45.50		76	70	19							
Cobblestone Schl 4001	1250	314	25.12		129	99	16							
Cobblestone Schl - Vote by Mail	1250	697	55.76		280	250	38							
RDO Schl A 4002	1109	285	25.70		109	105	13							
RDO Schl A - Vote by Mail	1109	613	55.28		251	191	39							
RDO Schl B 4003	877	231	26.34		51	65	12							
RDO Schl B - Vote by Mail	877	451	51.43		101	142	17							
Riverside Meadows Schl 4009	578	136	23.53		52	52	7							
Riverside Meadows Schl - Vote by	578	355	61.42		123	130	21							
Precinct Totals	9551	2505	26.23		850	832	209							
Vote by Mail Totals	9551	4171	43.67		1434	1396	323							
Grand Totals	9551	6676	69.90		2284	2228	532							
3RD CONGRESSIONAL	9551	6676	69.90		2284	2228	532							
4TH SENATE	9551	6676	69.90		2284	2228	532							
3RD ASSEMBLY	9551	6676	69.90		2284	2228	532							
1ST EQUALIZATION	9551	6676	69.90		2284	2228	532							
SUPERVISOR - 3RD	5737	3594	62.65		1188	1194	369							
SUPERVISOR - 4TH	3814	3082	80.81		1096	1034	163							
YUBA COUNTY	9551	6676	69.90		2284	2228	532							
UNINCORPORATED	9551	6676	69.90		2284	2228	532							

100023	NON-PARTISAN MARYSVILLE LEVEE DISTRICT COMMISSIONER														
	Registration	Ballots Cast	Turnout (%)		JOHN NICOLETTI	GARY F. ELLIOTT	PATRICK AJURIA	JOSEPH "JOE" MCLEOD							
Word of Life A 2001	771	206	26.72		86	86	72	72							
Word of Life A - Vote by Mail	771	322	41.76		138	135	133	123							
First Pres 2002	883	250	28.31		120	91	78	86							
First Pres - Vote by Mail	883	358	40.54		178	149	143	136							
Word of Life B 2003	1040	237	22.79		106	82	67	77							
Word of Life B - Vote by Mail	1040	412	39.62		194	171	152	143							
Govt Ctr A 2004	910	239	26.26		130	100	93	91							
Govt Ctr A - Vote by Mail	910	401	44.07		212	166	161	147							
Govt Ctr B 2005	911	233	25.58		93	83	69	68							
Govt Ctr B - Vote by Mail	911	342	37.54		148	128	130	125							
Govt Ctr C 2007	886	167	18.85		74	62	64	67							
Govt Ctr C - Vote by Mail	886	349	39.39		153	131	102	132							
Precinct Totals	5401	1332	24.66		609	504	443	461							
Vote by Mail Totals	5401	2184	40.44		1023	880	821	806							
Grand Totals	5401	3516	65.10		1632	1384	1264	1267							
3RD CONGRESSIONAL	5401	3516	65.10		1632	1384	1264	1267							
4TH SENATE	5401	3516	65.10		1632	1384	1264	1267							
3RD ASSEMBLY	5401	3516	65.10		1632	1384	1264	1267							
1ST EQUALIZATION	5401	3516	65.10		1632	1384	1264	1267							
SUPERVISOR - 2ND	5401	3516	65.10		1632	1384	1264	1267							
YUBA COUNTY	5401	3516	65.10		1632	1384	1264	1267							
CITY OF MARYSVILLE	5401	3516	65.10		1632	1384	1264	1267							

140024		CALIFORNIA											
	Registration	Ballots Cast	Turnout (%)	MEASURE 51 YES	NO	MEASURE 52 YES	NO	MEASURE 53 YES	NO	MEASURE 54 YES	NO		
New Life 1001	933	201	21.54	104	85	112	73	115	70	123	65		
New Life - Vote by Mail	933	293	31.40	155	128	199	86	172	103	195	84		
Edgewater A 1002	805	216	26.83	129	80	126	79	104	92	118	74		
Edgewater A - Vote by Mail	805	357	44.35	166	178	198	144	201	136	236	104		
FRC A 1003	581	124	21.34	75	41	74	41	69	45	73	42		
FRC A - Vote by Mail	581	166	28.57	84	80	117	43	107	54	103	55		
FRC B 1004	1137	211	18.56	129	70	135	61	104	92	127	71		
FRC B - Vote by Mail	1137	364	32.01	182	164	221	121	200	141	217	124		
FRC C 1005	480	103	21.46	57	44	66	34	52	46	55	43		
FRC C - Vote by Mail	480	199	41.46	104	84	119	69	102	84	111	72		
FRC D 1006	674	153	22.70	82	64	86	59	65	77	80	62		
FRC D - Vote by Mail	674	284	42.14	123	149	183	92	141	131	177	94		
Edgewater B 1007	1251	368	29.42	191	153	195	134	191	135	222	106		
Edgewater B - Vote by Mail	1251	611	48.84	263	318	350	227	337	230	359	208		
Word of Life A 2001	771	206	26.72	92	104	100	93	118	75	123	70		
Word of Life A - Vote by Mail	771	322	41.76	146	154	186	116	170	124	207	89		
First Pres 2002	883	250	28.31	114	119	128	96	133	91	140	83		
First Pres - Vote by Mail	883	358	40.54	170	178	216	130	176	150	205	130		
Word of Life B 2003	1040	237	22.79	129	92	139	83	112	99	142	75		
Word of Life B - Vote by Mail	1040	412	39.62	196	191	274	122	229	160	269	120		
Govt Ctr A 2004	910	239	26.26	118	115	145	89	133	96	150	81		
Govt Ctr A - Vote by Mail	910	401	44.07	203	180	246	137	215	163	252	121		
Govt Ctr B 2005	911	233	25.58	101	109	146	66	117	89	136	71		
Govt Ctr B - Vote by Mail	911	342	37.54	183	140	226	97	188	128	215	97		
Cedar Lane 2006	952	213	22.37	121	87	124	78	114	90	136	67		
Cedar Lane - Vote by Mail	952	310	32.56	144	148	184	107	162	125	190	99		
Govt Ctr C 2007	886	167	18.85	81	77	109	49	70	83	93	62		
Govt Ctr C - Vote by Mail	886	349	39.39	170	158	236	95	179	136	226	96		
OPUD 3001	850	223	26.24	104	106	132	74	88	112	127	70		
OPUD - Vote by Mail	850	261	30.71	111	142	171	82	140	111	156	91		
Olivehurst Com Ctr 3002	813	224	27.55	112	99	128	80	109	96	116	85		
Olivehurst Com Ctr - Vote by Mail	813	244	30.01	117	116	140	92	137	92	158	72		
Johnson Park Schol 3003	922	262	28.42	120	134	139	112	122	127	148	99		
Johnson Park Schol - Vote by Mail	922	327	35.47	168	163	223	106	202	125	215	106		
Airport 3004	1036	269	25.97	137	125	158	102	140	117	166	93		
Airport - Vote by Mail	1036	338	32.63	172	161	197	136	173	155	192	139		
Dan Ave A 3005	1105	300	27.15	143	135	167	107	145	123	155	110		
Dan Ave A - Vote by Mail	1105	430	38.91	184	241	260	161	237	186	272	151		
Dan Ave B 3006	422	104	24.64	34	68	55	44	47	52	64	36		
Dan Ave B - Vote by Mail	422	187	44.31	78	105	100	84	110	75	124	61		
Rosser 3007	88	0	0.00	0	0	0	0	0	0	0	0		
Rosser - Vote by Mail	88	67	76.14	26	39	34	29	31	33	38	18		
Arboga Schl 3008	589	157	26.66	82	68	72	75	85	62	93	54		
Arboga Schl - Vote by Mail	589	268	45.50	130	136	155	111	153	112	172	93		
Cobblestone Schl 4001	1250	314	25.12	182	118	163	127	167	126	187	103		
Cobblestone Schl - Vote by Mail	1250	697	55.76	333	342	381	290	421	252	472	203		
RDO Schl A 4002	1109	285	25.70	136	127	142	114	158	96	169	87		
RDO Schl A - Vote by Mail	1109	613	55.28	250	334	308	264	344	223	356	214		
RDO Schl B 4003	877	231	26.34	122	102	116	99	130	86	165	54		
RDO Schl B - Vote by Mail	877	451	51.43	200	220	264	163	234	185	292	126		
Smartsville 4004	193	0	0.00	0	0	0	0	0	0	0	0		
Smartsville - Vote by Mail	193	148	76.68	41	99	74	67	75	63	89	47		
Beale AFB 4005	207	0	0.00	0	0	0	0	0	0	0	0		
Beale AFB - Vote by Mail	207	104	50.24	53	38	63	25	53	36	73	17		
Wheatland A 4006	952	310	32.56	150	139	164	125	156	126	177	105		
Wheatland A - Vote by Mail	952	434	45.59	181	231	234	176	253	148	295	111		
Wheatland B 4007	808	231	28.59	104	117	125	92	109	103	149	63		
Wheatland B - Vote by Mail	808	395	48.89	183	184	216	144	224	141	246	118		
Wheatland C 4008	786	244	31.04	96	137	124	95	137	90	158	73		
Wheatland C - Vote by Mail	786	384	48.85	143	233	191	177	189	176	239	126		
Riverside Meadows Schl 4009	578	136	23.53	59	71	70	60	73	56	83	44		

YUBA COUNTY Statement of Vote
YUB_20161108_E

(529-1216) Accep... - 28 of 67

140024		CALIFORNIA														
	Registration	Ballots Cast	Turnout (%)		MEASURE 51 YES	NO		MEASURE 52 YES	NO		MEASURE 53 YES	NO		MEASURE 54 YES	NO	
Riverside Meadows Schl - Vote by	578	355	61.42		135	197		170	154		192	130		200	125	
D-OH A 5001	529	152	28.73		45	89		64	67		67	64		89	42	
D-OH A - Vote by Mail	529	240	45.37		85	147		134	96		116	109		142	86	
Challenge 5002	227	0	0.00		0	0		0	0		0	0		0	0	
Challenge - Vote by Mail	227	177	77.97		63	104		101	68		100	68		120	47	
Rackerby 5003	244	0	0.00		0	0		0	0		0	0		0	0	
Rackerby - Vote by Mail	244	175	71.72		60	107		82	80		85	79		110	56	
D-OH B 5004	955	279	29.21		133	117		169	78		120	118		140	90	
D-OH B - Vote by Mail	955	474	49.63		205	219		301	124		226	193		282	127	
Yuba Feather 5005	896	198	22.10		52	136		111	80		101	86		126	60	
Yuba Feather - Vote by Mail	896	464	51.79		132	311		234	206		249	184		263	173	
Johl Station 5006	710	144	20.28		56	80		65	69		67	65		81	50	
Johl Station - Vote by Mail	710	402	56.62		144	243		224	158		183	193		241	137	
Loma Rica A 5007	680	201	29.56		47	143		78	110		103	84		125	63	
Loma Rica A - Vote by Mail	680	319	46.91		63	237		130	167		174	127		178	119	
Loma Rica B 5008	760	201	26.45		64	129		86	108		104	88		119	74	
Loma Rica B - Vote by Mail	760	396	52.11		118	261		166	209		195	184		229	152	
Hallwood 5009	674	204	30.27		58	141		94	101		111	82		114	79	
Hallwood - Vote by Mail	674	323	47.92		78	226		131	173		195	109		197	106	
Calvary A 5010	984	260	26.42		66	181		116	131		129	117		134	112	
Calvary A - Vote by Mail	984	523	53.15		134	369		247	247		261	236		328	165	
Calvary B 5011	886	231	26.07		65	160		100	121		124	97		137	82	
Calvary B - Vote by Mail	886	544	61.40		133	382		264	254		283	233		342	171	
Bible Baptist 5012	692	165	23.84		52	102		74	78		98	57		97	57	
Bible Baptist - Vote by Mail	692	301	43.50		128	157		184	102		165	119		181	99	
Goldfields 5013	210	0	0.00		0	0		0	0		0	0		0	0	
Goldfields - Vote by Mail	210	165	78.57		53	99		84	70		70	83		96	56	
Camptonville 5014	448	104	23.21		43	52		63	31		43	49		53	38	
Camptonville - Vote by Mail	448	234	52.23		94	118		131	80		114	94		155	58	
Precinct Totals	33694	8350	24.78		3785	4116		4460	3315		4230	3459		4890	2795	
Vote by Mail Totals	33694	15208	45.14		6284	8211		8549	5881		8163	6119		9415	4863	
Grand Totals	33694	23558	69.92		10069	12327		13009	9196		12393	9578		14305	7658	
3RD CONGRESSIONAL	33694	23558	69.92		10069	12327		13009	9196		12393	9578		14305	7658	
4TH SENATE	33694	23558	69.92		10069	12327		13009	9196		12393	9578		14305	7658	
3RD ASSEMBLY	33694	23558	69.92		10069	12327		13009	9196		12393	9578		14305	7658	
1ST EQUALIZATION	33694	23558	69.92		10069	12327		13009	9196		12393	9578		14305	7658	
SUPERVISOR - 1ST	5861	3650	62.28		1844	1638		2181	1263		1960	1436		2196	1204	
SUPERVISOR - 2ND	6353	4039	63.58		1968	1852		2459	1358		2116	1609		2484	1261	
SUPERVISOR - 3RD	5825	3661	62.85		1718	1838		2131	1395		1919	1578		2196	1278	
SUPERVISOR - 4TH	6760	5332	78.88		2368	2689		2805	2172		2915	2037		3350	1616	
SUPERVISOR - 5TH	8895	6876	77.30		2171	4310		3433	3008		3483	2918		4079	2299	
YUBA COUNTY	33694	23558	69.92		10069	12327		13009	9196		12393	9578		14305	7658	
CITY OF MARYSVILLE	5401	3516	65.10		1703	1617		2151	1173		1840	1394		2158	1095	
CITY OF WHEATLAND	1760	1370	77.84		618	671		739	537		742	518		867	397	
UNINCORPORATED	26533	18672	70.37		7748	10039		10119	7486		9811	7666		11280	6166	

November 8, 2016

YUB_20161108_E

(529-1216) Accep... - 29 of 67

140024	CALIFORNIA														
	Registration	Ballots Cast	Turnout (%)		MEASURE 51 YES	NO		MEASURE 52 YES	NO		MEASURE 53 YES	NO		MEASURE 54 YES	NO
New Life 1001	933	201	21.54		104	85		112	73		115	70		123	65
New Life - Vote by Mail	933	293	31.40		155	128		199	86		172	103		195	84
Edgewater A 1002	805	216	26.83		129	80		126	79		104	92		118	74
Edgewater A - Vote by Mail	805	357	44.35		166	178		198	144		201	136		236	104
FRC A 1003	581	124	21.34		75	41		74	41		69	45		73	42
FRC A - Vote by Mail	581	166	28.57		84	80		117	43		107	54		103	55
FRC B 1004	1137	211	18.56		129	70		135	61		104	92		127	71
FRC B - Vote by Mail	1137	364	32.01		182	164		221	121		200	141		217	124
FRC C 1005	480	103	21.46		57	44		66	34		52	46		55	43
FRC C - Vote by Mail	480	199	41.46		104	84		119	69		102	84		111	72
FRC D 1006	674	153	22.70		82	64		86	59		65	77		80	62
FRC D - Vote by Mail	674	284	42.14		123	149		183	92		141	131		177	94
Edgewater B 1007	1251	368	29.42		191	153		195	134		191	135		222	106
Edgewater B - Vote by Mail	1251	611	48.84		263	318		350	227		337	230		359	208
Word of Life A 2001	771	206	26.72		92	104		100	93		118	75		123	70
Word of Life A - Vote by Mail	771	322	41.76		146	154		186	116		170	124		207	89
First Pres 2002	883	250	28.31		114	119		128	96		133	91		140	83
First Pres - Vote by Mail	883	358	40.54		170	178		216	130		176	150		205	130
Word of Life B 2003	1040	237	22.79		129	92		139	83		112	99		142	75
Word of Life B - Vote by Mail	1040	412	39.62		196	191		274	122		229	160		269	120
Govt Ctr A 2004	910	239	26.26		118	115		145	89		133	96		150	81
Govt Ctr A - Vote by Mail	910	401	44.07		203	180		246	137		215	163		252	121
Govt Ctr B 2005	911	233	25.58		101	109		146	66		117	89		136	71
Govt Ctr B - Vote by Mail	911	342	37.54		183	140		226	97		188	128		215	97
Cedar Lane 2006	952	213	22.37		121	87		124	78		114	90		136	67
Cedar Lane - Vote by Mail	952	310	32.56		144	148		184	107		162	125		190	99
Govt Ctr C 2007	886	167	18.85		81	77		109	49		70	83		93	62
Govt Ctr C - Vote by Mail	886	349	39.39		170	158		236	95		179	136		226	96
OPUD 3001	850	223	26.24		104	106		132	74		88	112		127	70
OPUD - Vote by Mail	850	261	30.71		111	142		171	82		140	111		156	91
Olivehurst Com Ctr 3002	813	224	27.55		112	99		128	80		109	96		116	85
Olivehurst Com Ctr - Vote by Mail	813	244	30.01		117	116		140	92		137	92		158	72
Johnson Park Schol 3003	922	262	28.42		120	134		139	112		122	127		148	99
Johnson Park Schol - Vote by Mail	922	327	35.47		168	163		223	106		202	125		215	106
Airport 3004	1036	269	25.97		137	125		158	102		140	117		166	93
Airport - Vote by Mail	1036	338	32.63		172	161		197	136		173	155		192	139
Dan Ave A 3005	1105	300	27.15		143	135		167	107		145	123		155	110
Dan Ave A - Vote by Mail	1105	430	38.91		184	241		260	161		237	186		272	151
Dan Ave B 3006	422	104	24.64		34	68		55	44		47	52		64	36
Dan Ave B - Vote by Mail	422	187	44.31		78	105		100	84		110	75		124	61
Rosser 3007	88	0	0.00		0	0		0	0		0	0		0	0
Rosser - Vote by Mail	88	67	76.14		26	39		34	29		31	33		38	18
Arboga Schl 3008	589	157	26.66		82	68		72	75		85	62		93	54
Arboga Schl - Vote by Mail	589	268	45.50		130	136		155	111		153	112		172	93
Cobblestone Schl 4001	1250	314	25.12		182	118		163	127		167	126		187	103
Cobblestone Schl - Vote by Mail	1250	697	55.76		333	342		381	290		421	252		472	203
RDO Schl A 4002	1109	285	25.70		136	127		142	114		158	96		169	87
RDO Schl A - Vote by Mail	1109	613	55.28		250	334		308	264		344	223		356	214
RDO Schl B 4003	877	231	26.34		122	102		116	99		130	86		165	54
RDO Schl B - Vote by Mail	877	451	51.43		200	220		264	163		234	185		292	126
Smartsville 4004	193	0	0.00		0	0		0	0		0	0		0	0
Smartsville - Vote by Mail	193	148	76.68		41	99		74	67		75	63		89	47
Beale AFB 4005	207	0	0.00		0	0		0	0		0	0		0	0
Beale AFB - Vote by Mail	207	104	50.24		53	38		63	25		53	36		73	17
Wheatland A 4006	952	310	32.56		150	139		164	125		156	126		177	105
Wheatland A - Vote by Mail	952	434	45.59		181	231		234	176		253	148		295	111
Wheatland B 4007	808	231	28.59		104	117		125	92		109	103		149	63
Wheatland B - Vote by Mail	808	395	48.89		183	184		216	144		224	141		246	118
Wheatland C 4008	786	244	31.04		96	137		124	95		137	90		158	73
Wheatland C - Vote by Mail	786	384	48.85		143	233		191	177		189	176		239	126
Riverside Meadows Schl 4009	578	136	23.53		59	71		70	60		73	56		83	44

140024	CALIFORNIA													
	Registration	Ballots Cast	Turnout (%)	MEASURE 51 YES	NO	MEASURE 52 YES	NO	MEASURE 53 YES	NO	MEASURE 54 YES	NO			
Riverside Meadows Schl - Vote by	578	355	61.42	135	197	170	154	192	130	200	125			
D-OH A 5001	529	152	28.73	45	89	64	67	67	64	89	42			
D-OH A - Vote by Mail	529	240	45.37	85	147	134	96	116	109	142	86			
Challenge 5002	227	0	0.00	0	0	0	0	0	0	0	0			
Challenge - Vote by Mail	227	177	77.97	63	104	101	68	100	68	120	47			
Rackerby 5003	244	0	0.00	0	0	0	0	0	0	0	0			
Rackerby - Vote by Mail	244	175	71.72	60	107	82	80	85	79	110	56			
D-OH B 5004	955	279	29.21	133	117	169	78	120	118	140	90			
D-OH B - Vote by Mail	955	474	49.63	205	219	301	124	226	193	282	127			
Yuba Feather 5005	896	198	22.10	52	136	111	80	101	86	126	60			
Yuba Feather - Vote by Mail	896	464	51.79	132	311	234	206	249	184	263	173			
Johl Station 5006	710	144	20.28	56	80	65	69	67	65	81	50			
Johl Station - Vote by Mail	710	402	56.62	144	243	224	158	183	193	241	137			
Loma Rica A 5007	680	201	29.56	47	143	78	110	103	84	125	63			
Loma Rica A - Vote by Mail	680	319	46.91	63	237	130	167	174	127	178	119			
Loma Rica B 5008	760	201	26.45	64	129	86	108	104	88	119	74			
Loma Rica B - Vote by Mail	760	396	52.11	118	261	166	209	195	184	229	152			
Hallwood 5009	674	204	30.27	58	141	94	101	111	82	114	79			
Hallwood - Vote by Mail	674	323	47.92	78	226	131	173	195	109	197	106			
Calvary A 5010	984	260	26.42	66	181	116	131	129	117	134	112			
Calvary A - Vote by Mail	984	523	53.15	134	369	247	247	261	236	328	165			
Calvary B 5011	886	231	26.07	65	160	100	121	124	97	137	82			
Calvary B - Vote by Mail	886	544	61.40	133	382	264	254	283	233	342	171			
Bible Baptist 5012	692	165	23.84	52	102	74	78	98	57	97	57			
Bible Baptist - Vote by Mail	692	301	43.50	128	157	184	102	165	119	181	99			
Goldfields 5013	210	0	0.00	0	0	0	0	0	0	0	0			
Goldfields - Vote by Mail	210	165	78.57	53	99	84	70	70	83	96	56			
Camptonville 5014	448	104	23.21	43	52	63	31	43	49	53	38			
Camptonville - Vote by Mail	448	234	52.23	94	118	131	80	114	94	155	58			
Precinct Totals	33694	8350	24.78	3785	4116	4460	3315	4230	3459	4890	2795			
Vote by Mail Totals	33694	15208	45.14	6284	8211	8549	5881	8163	6119	9415	4863			
Grand Totals	33694	23558	69.92	10069	12327	13009	9196	12393	9578	14305	7658			
3RD CONGRESSIONAL	33694	23558	69.92	10069	12327	13009	9196	12393	9578	14305	7658			
4TH SENATE	33694	23558	69.92	10069	12327	13009	9196	12393	9578	14305	7658			
3RD ASSEMBLY	33694	23558	69.92	10069	12327	13009	9196	12393	9578	14305	7658			
1ST EQUALIZATION	33694	23558	69.92	10069	12327	13009	9196	12393	9578	14305	7658			
SUPERVISOR - 1ST	5861	3650	62.28	1844	1638	2181	1263	1960	1436	2196	1204			
SUPERVISOR - 2ND	6353	4039	63.58	1968	1852	2459	1358	2116	1609	2484	1261			
SUPERVISOR - 3RD	5825	3661	62.85	1718	1838	2131	1395	1919	1578	2196	1278			
SUPERVISOR - 4TH	6760	5332	78.88	2368	2689	2805	2172	2915	2037	3350	1616			
SUPERVISOR - 5TH	8895	6876	77.30	2171	4310	3433	3008	3483	2918	4079	2299			
YUBA COUNTY	33694	23558	69.92	10069	12327	13009	9196	12393	9578	14305	7658			
CITY OF MARYSVILLE	5401	3516	65.10	1703	1617	2151	1173	1840	1394	2158	1095			
CITY OF WHEATLAND	1760	1370	77.84	618	671	739	537	742	518	867	397			
UNINCORPORATED	26533	18672	70.37	7748	10039	10119	7486	9811	7666	11280	6166			

140024	CALIFORNIA															
	Registration	Ballots Cast	Turnout (%)		MEASURE 51 YES	NO		MEASURE 52 YES	NO		MEASURE 53 YES	NO		MEASURE 54 YES	NO	
New Life 1001	933	201	21.54		104	85		112	73		115	70		123	65	
New Life - Vote by Mail	933	293	31.40		155	128		199	86		172	103		195	84	
Edgewater A 1002	805	216	26.83		129	80		126	79		104	92		118	74	
Edgewater A - Vote by Mail	805	357	44.35		166	178		198	144		201	136		236	104	
FRC A 1003	581	124	21.34		75	41		74	41		69	45		73	42	
FRC A - Vote by Mail	581	166	28.57		84	80		117	43		107	54		103	55	
FRC B 1004	1137	211	18.56		129	70		135	61		104	92		127	71	
FRC B - Vote by Mail	1137	364	32.01		182	164		221	121		200	141		217	124	
FRC C 1005	480	103	21.46		57	44		66	34		52	46		55	43	
FRC C - Vote by Mail	480	199	41.46		104	84		119	69		102	84		111	72	
FRC D 1006	674	153	22.70		82	64		86	59		65	77		80	62	
FRC D - Vote by Mail	674	284	42.14		123	149		183	92		141	131		177	94	
Edgewater B 1007	1251	368	29.42		191	153		195	134		191	135		222	106	
Edgewater B - Vote by Mail	1251	611	48.84		263	318		350	227		337	230		359	208	
Word of Life A 2001	771	206	26.72		92	104		100	93		118	75		123	70	
Word of Life A - Vote by Mail	771	322	41.76		146	154		186	116		170	124		207	89	
First Pres 2002	883	250	28.31		114	119		128	96		133	91		140	83	
First Pres - Vote by Mail	883	358	40.54		170	178		216	130		176	150		205	130	
Word of Life B 2003	1040	237	22.79		129	92		139	83		112	99		142	75	
Word of Life B - Vote by Mail	1040	412	39.62		196	191		274	122		229	160		269	120	
Govt Ctr A 2004	910	239	26.26		118	115		145	89		133	96		150	81	
Govt Ctr A - Vote by Mail	910	401	44.07		203	180		246	137		215	163		252	121	
Govt Ctr B 2005	911	233	25.58		101	109		146	66		117	89		136	71	
Govt Ctr B - Vote by Mail	911	342	37.54		183	140		226	97		188	128		215	97	
Cedar Lane 2006	952	213	22.37		121	87		124	78		114	90		136	67	
Cedar Lane - Vote by Mail	952	310	32.56		144	148		184	107		162	125		190	99	
Govt Ctr C 2007	886	167	18.85		81	77		109	49		70	83		93	62	
Govt Ctr C - Vote by Mail	886	349	39.39		170	158		236	95		179	136		226	96	
OPUD 3001	850	223	26.24		104	106		132	74		88	112		127	70	
OPUD - Vote by Mail	850	261	30.71		111	142		171	82		140	111		156	91	
Olivehurst Com Ctr 3002	813	224	27.55		112	99		128	80		109	96		116	85	
Olivehurst Com Ctr - Vote by Mail	813	244	30.01		117	116		140	92		137	92		158	72	
Johnson Park Schol 3003	922	262	28.42		120	134		139	112		122	127		148	99	
Johnson Park Schol - Vote by Mail	922	327	35.47		168	163		223	106		202	125		215	106	
Airport 3004	1036	269	25.97		137	125		158	102		140	117		166	93	
Airport - Vote by Mail	1036	338	32.63		172	161		197	136		173	155		192	139	
Dan Ave A 3005	1105	300	27.15		143	135		167	107		145	123		155	110	
Dan Ave A - Vote by Mail	1105	430	38.91		184	241		260	161		237	186		272	151	
Dan Ave B 3006	422	104	24.64		34	68		55	44		47	52		64	36	
Dan Ave B - Vote by Mail	422	187	44.31		78	105		100	84		110	75		124	61	
Rosser 3007	88	0	0.00		0	0		0	0		0	0		0	0	
Rosser - Vote by Mail	88	67	76.14		26	39		34	29		31	33		38	18	
Arboga Schl 3008	589	157	26.66		82	68		72	75		85	62		93	54	
Arboga Schl - Vote by Mail	589	268	45.50		130	136		155	111		153	112		172	93	
Cobblestone Schl 4001	1250	314	25.12		182	118		163	127		167	126		187	103	
Cobblestone Schl - Vote by Mail	1250	697	55.76		333	342		381	290		421	252		472	203	
RDO Schl A 4002	1109	285	25.70		136	127		142	114		158	96		169	87	
RDO Schl A - Vote by Mail	1109	613	55.28		250	334		308	264		344	223		356	214	
RDO Schl B 4003	877	231	26.34		122	102		116	99		130	86		165	54	
RDO Schl B - Vote by Mail	877	451	51.43		200	220		264	163		234	185		292	126	
Smartsville 4004	193	0	0.00		0	0		0	0		0	0		0	0	
Smartsville - Vote by Mail	193	148	76.68		41	99		74	67		75	63		89	47	
Beale AFB 4005	207	0	0.00		0	0		0	0		0	0		0	0	
Beale AFB - Vote by Mail	207	104	50.24		53	38		63	25		53	36		73	17	
Wheatland A 4006	952	310	32.56		150	139		164	125		156	126		177	105	
Wheatland A - Vote by Mail	952	434	45.59		181	231		234	176		253	148		295	111	
Wheatland B 4007	808	231	28.59		104	117		125	92		109	103		149	63	
Wheatland B - Vote by Mail	808	395	48.89		183	184		216	144		224	141		246	118	
Wheatland C 4008	786	244	31.04		96	137		124	95		137	90		158	73	
Wheatland C - Vote by Mail	786	384	48.85		143	233		191	177		189	176		239	126	
Riverside Meadows Schl 4009	578	136	23.53		59	71		70	60		73	56		83	44	

YUBA COUNTY Statement of Vote
YUB_20161108_E

140024	CALIFORNIA											
	Registration	Ballots Cast	Turnout (%)	MEASURE 51 YES	NO	MEASURE 52 YES	NO	MEASURE 53 YES	NO	MEASURE 54 YES	NO	
Riverside Meadows Schl - Vote by	578	355	61.42	135	197	170	154	192	130	200	125	
D-OH A 5001	529	152	28.73	45	89	64	67	67	64	89	42	
D-OH A - Vote by Mail	529	240	45.37	85	147	134	96	116	109	142	86	
Challenge 5002	227	0	0.00	0	0	0	0	0	0	0	0	
Challenge - Vote by Mail	227	177	77.97	63	104	101	68	100	68	120	47	
Rackerby 5003	244	0	0.00	0	0	0	0	0	0	0	0	
Rackerby - Vote by Mail	244	175	71.72	60	107	82	80	85	79	110	56	
D-OH B 5004	955	279	29.21	133	117	169	78	120	118	140	90	
D-OH B - Vote by Mail	955	474	49.63	205	219	301	124	226	193	282	127	
Yuba Feather 5005	896	198	22.10	52	136	111	80	101	86	126	60	
Yuba Feather - Vote by Mail	896	464	51.79	132	311	234	206	249	184	263	173	
Johl Station 5006	710	144	20.28	56	80	65	69	67	65	81	50	
Johl Station - Vote by Mail	710	402	56.62	144	243	224	158	183	193	241	137	
Loma Rica A 5007	680	201	29.56	47	143	78	110	103	84	125	63	
Loma Rica A - Vote by Mail	680	319	46.91	63	237	130	167	174	127	178	119	
Loma Rica B 5008	760	201	26.45	64	129	86	108	104	88	119	74	
Loma Rica B - Vote by Mail	760	396	52.11	118	261	166	209	195	184	229	152	
Hallwood 5009	674	204	30.27	58	141	94	101	111	82	114	79	
Hallwood - Vote by Mail	674	323	47.92	78	226	131	173	195	109	197	106	
Calvary A 5010	984	260	26.42	66	181	116	131	129	117	134	112	
Calvary A - Vote by Mail	984	523	53.15	134	369	247	247	261	236	328	165	
Calvary B 5011	886	231	26.07	65	160	100	121	124	97	137	82	
Calvary B - Vote by Mail	886	544	61.40	133	382	264	254	283	233	342	171	
Bible Baptist 5012	692	165	23.84	52	102	74	78	98	57	97	57	
Bible Baptist - Vote by Mail	692	301	43.50	128	157	184	102	165	119	181	99	
Goldfields 5013	210	0	0.00	0	0	0	0	0	0	0	0	
Goldfields - Vote by Mail	210	165	78.57	53	99	84	70	70	83	96	56	
Camptonville 5014	448	104	23.21	43	52	63	31	43	49	53	38	
Camptonville - Vote by Mail	448	234	52.23	94	118	131	80	114	94	155	58	
Precinct Totals	33694	8350	24.78	3785	4116	4460	3315	4230	3459	4890	2795	
Vote by Mail Totals	33694	15208	45.14	6284	8211	8549	5881	8163	6119	9415	4863	
Grand Totals	33694	23558	69.92	10069	12327	13009	9196	12393	9578	14305	7658	
3RD CONGRESSIONAL	33694	23558	69.92	10069	12327	13009	9196	12393	9578	14305	7658	
4TH SENATE	33694	23558	69.92	10069	12327	13009	9196	12393	9578	14305	7658	
3RD ASSEMBLY	33694	23558	69.92	10069	12327	13009	9196	12393	9578	14305	7658	
1ST EQUALIZATION	33694	23558	69.92	10069	12327	13009	9196	12393	9578	14305	7658	
SUPERVISOR - 1ST	5861	3650	62.28	1844	1638	2181	1263	1960	1436	2196	1204	
SUPERVISOR - 2ND	6353	4039	63.58	1968	1852	2459	1358	2116	1609	2484	1261	
SUPERVISOR - 3RD	5825	3661	62.85	1718	1838	2131	1395	1919	1578	2196	1278	
SUPERVISOR - 4TH	6760	5332	78.88	2368	2689	2805	2172	2915	2037	3350	1616	
SUPERVISOR - 5TH	8895	6876	77.30	2171	4310	3433	3008	3483	2918	4079	2299	
YUBA COUNTY	33694	23558	69.92	10069	12327	13009	9196	12393	9578	14305	7658	
CITY OF MARYSVILLE	5401	3516	65.10	1703	1617	2151	1173	1840	1394	2158	1095	
CITY OF WHEATLAND	1760	1370	77.84	618	671	739	537	742	518	867	397	
UNINCORPORATED	26533	18672	70.37	7748	10039	10119	7486	9811	7666	11280	6166	

YUBA COUNTY Statement of Vote
YUB_20161108_E

140024	CALIFORNIA													
	Registration	Ballots Cast	Turnout (%)		MEASURE 51 YES NO		MEASURE 52 YES NO		MEASURE 53 YES NO		MEASURE 54 YES NO			
New Life 1001	933	201	21.54		104	85	112	73	115	70	123	65		
New Life - Vote by Mail	933	293	31.40		155	128	199	86	172	103	195	84		
Edgewater A 1002	805	216	26.83		129	80	126	79	104	92	118	74		
Edgewater A - Vote by Mail	805	357	44.35		166	178	198	144	201	136	236	104		
FRC A 1003	581	124	21.34		75	41	74	41	69	45	73	42		
FRC A - Vote by Mail	581	166	28.57		84	80	117	43	107	54	103	55		
FRC B 1004	1137	211	18.56		129	70	135	61	104	92	127	71		
FRC B - Vote by Mail	1137	364	32.01		182	164	221	121	200	141	217	124		
FRC C 1005	480	103	21.46		57	44	66	34	52	46	55	43		
FRC C - Vote by Mail	480	199	41.46		104	84	119	69	102	84	111	72		
FRC D 1006	674	153	22.70		82	64	86	59	65	77	80	62		
FRC D - Vote by Mail	674	284	42.14		123	149	183	92	141	131	177	94		
Edgewater B 1007	1251	368	29.42		191	153	195	134	191	135	222	106		
Edgewater B - Vote by Mail	1251	611	48.84		263	318	350	227	337	230	359	208		
Word of Life A 2001	771	206	26.72		92	104	100	93	118	75	123	70		
Word of Life A - Vote by Mail	771	322	41.76		146	154	186	116	170	124	207	89		
First Pres 2002	883	250	28.31		114	119	128	96	133	91	140	83		
First Pres - Vote by Mail	883	358	40.54		170	178	216	130	176	150	205	130		
Word of Life B 2003	1040	237	22.79		129	92	139	83	112	99	142	75		
Word of Life B - Vote by Mail	1040	412	39.62		196	191	274	122	229	160	269	120		
Govt Ctr A 2004	910	239	26.26		118	115	145	89	133	96	150	81		
Govt Ctr A - Vote by Mail	910	401	44.07		203	180	246	137	215	163	252	121		
Govt Ctr B 2005	911	233	25.58		101	109	146	66	117	89	136	71		
Govt Ctr B - Vote by Mail	911	342	37.54		183	140	226	97	188	128	215	97		
Cedar Lane 2006	952	213	22.37		121	87	124	78	114	90	136	67		
Cedar Lane - Vote by Mail	952	310	32.56		144	148	184	107	162	125	190	99		
Govt Ctr C 2007	886	167	18.85		81	77	109	49	70	83	93	62		
Govt Ctr C - Vote by Mail	886	349	39.39		170	158	236	95	179	136	226	96		
OPUD 3001	850	223	26.24		104	106	132	74	88	112	127	70		
OPUD - Vote by Mail	850	261	30.71		111	142	171	82	140	111	156	91		
Olivehurst Com Ctr 3002	813	224	27.55		112	99	128	80	109	96	116	85		
Olivehurst Com Ctr - Vote by Mail	813	244	30.01		117	116	140	92	137	92	158	72		
Johnson Park Schol 3003	922	262	28.42		120	134	139	112	122	127	148	99		
Johnson Park Schol - Vote by Mail	922	327	35.47		168	163	223	106	202	125	215	106		
Airport 3004	1036	269	25.97		137	125	158	102	140	117	166	93		
Airport - Vote by Mail	1036	338	32.63		172	161	197	136	173	155	192	139		
Dan Ave A 3005	1105	300	27.15		143	135	167	107	145	123	155	110		
Dan Ave A - Vote by Mail	1105	430	38.91		184	241	260	161	237	186	272	151		
Dan Ave B 3006	422	104	24.64		34	68	55	44	47	52	64	36		
Dan Ave B - Vote by Mail	422	187	44.31		78	105	100	84	110	75	124	61		
Rosser 3007	88	0	0.00		0	0	0	0	0	0	0	0		
Rosser - Vote by Mail	88	67	76.14		26	39	34	29	31	33	38	18		
Arboga Schl 3008	589	157	26.66		82	68	72	75	85	62	93	54		
Arboga Schl - Vote by Mail	589	268	45.50		130	136	155	111	153	112	172	93		
Cobblestone Schl 4001	1250	314	25.12		182	118	163	127	167	126	187	103		
Cobblestone Schl - Vote by Mail	1250	697	55.76		333	342	381	290	421	252	472	203		
RDO Schl A 4002	1109	285	25.70		136	127	142	114	158	96	169	87		
RDO Schl A - Vote by Mail	1109	613	55.28		250	334	308	264	344	223	356	214		
RDO Schl B 4003	877	231	26.34		122	102	116	99	130	86	165	54		
RDO Schl B - Vote by Mail	877	451	51.43		200	220	264	163	234	185	292	126		
Smartsville 4004	193	0	0.00		0	0	0	0	0	0	0	0		
Smartsville - Vote by Mail	193	148	76.68		41	99	74	67	75	63	89	47		
Beale AFB 4005	207	0	0.00		0	0	0	0	0	0	0	0		
Beale AFB - Vote by Mail	207	104	50.24		53	38	63	25	53	36	73	17		
Wheatland A 4006	952	310	32.56		150	139	164	125	156	126	177	105		
Wheatland A - Vote by Mail	952	434	45.59		181	231	234	176	253	148	295	111		
Wheatland B 4007	808	231	28.59		104	117	125	92	109	103	149	63		
Wheatland B - Vote by Mail	808	395	48.89		183	184	216	144	224	141	246	118		
Wheatland C 4008	786	244	31.04		96	137	124	95	137	90	158	73		
Wheatland C - Vote by Mail	786	384	48.85		143	233	191	177	189	176	239	126		
Riverside Meadows Schl 4009	578	136	23.53		59	71	70	60	73	56	83	44		

140024	CALIFORNIA															
	Registration	Ballots Cast	Turnout (%)		MEASURE 51 YES	NO		MEASURE 52 YES	NO		MEASURE 53 YES	NO		MEASURE 54 YES	NO	
Riverside Meadows Schl - Vote by	578	355	61.42		135	197		170	154		192	130		200	125	
D-OH A 5001	529	152	28.73		45	89		64	67		67	64		89	42	
D-OH A - Vote by Mail	529	240	45.37		85	147		134	96		116	109		142	86	
Challenge 5002	227	0	0.00		0	0		0	0		0	0		0	0	
Challenge - Vote by Mail	227	177	77.97		63	104		101	68		100	68		120	47	
Rackerby 5003	244	0	0.00		0	0		0	0		0	0		0	0	
Rackerby - Vote by Mail	244	175	71.72		60	107		82	80		85	79		110	56	
D-OH B 5004	955	279	29.21		133	117		169	78		120	118		140	90	
D-OH B - Vote by Mail	955	474	49.63		205	219		301	124		226	193		282	127	
Yuba Feather 5005	896	198	22.10		52	136		111	80		101	86		126	60	
Yuba Feather - Vote by Mail	896	464	51.79		132	311		234	206		249	184		263	173	
Johl Station 5006	710	144	20.28		56	80		65	69		67	65		81	50	
Johl Station - Vote by Mail	710	402	56.62		144	243		224	158		183	193		241	137	
Loma Rica A 5007	680	201	29.56		47	143		78	110		103	84		125	63	
Loma Rica A - Vote by Mail	680	319	46.91		63	237		130	167		174	127		178	119	
Loma Rica B 5008	760	201	26.45		64	129		86	108		104	88		119	74	
Loma Rica B - Vote by Mail	760	396	52.11		118	261		166	209		195	184		229	152	
Hallwood 5009	674	204	30.27		58	141		94	101		111	82		114	79	
Hallwood - Vote by Mail	674	323	47.92		78	226		131	173		195	109		197	106	
Calvary A 5010	984	260	26.42		66	181		116	131		129	117		134	112	
Calvary A - Vote by Mail	984	523	53.15		134	369		247	247		261	236		328	165	
Calvary B 5011	886	231	26.07		65	160		100	121		124	97		137	82	
Calvary B - Vote by Mail	886	544	61.40		133	382		264	254		283	233		342	171	
Bible Baptist 5012	692	165	23.84		52	102		74	78		98	57		97	57	
Bible Baptist - Vote by Mail	692	301	43.50		128	157		184	102		165	119		181	99	
Goldfields 5013	210	0	0.00		0	0		0	0		0	0		0	0	
Goldfields - Vote by Mail	210	165	78.57		53	99		84	70		70	83		96	56	
Camptonville 5014	448	104	23.21		43	52		63	31		43	49		53	38	
Camptonville - Vote by Mail	448	234	52.23		94	118		131	80		114	94		155	58	
Precinct Totals	33694	8350	24.78		3785	4116		4460	3315		4230	3459		4890	2795	
Vote by Mail Totals	33694	15208	45.14		6284	8211		8549	5881		8163	6119		9415	4863	
Grand Totals	33694	23558	69.92		10069	12327		13009	9196		12393	9578		14305	7658	
3RD CONGRESSIONAL	33694	23558	69.92		10069	12327		13009	9196		12393	9578		14305	7658	
4TH SENATE	33694	23558	69.92		10069	12327		13009	9196		12393	9578		14305	7658	
3RD ASSEMBLY	33694	23558	69.92		10069	12327		13009	9196		12393	9578		14305	7658	
1ST EQUALIZATION	33694	23558	69.92		10069	12327		13009	9196		12393	9578		14305	7658	
SUPERVISOR - 1ST	5861	3650	62.28		1844	1638		2181	1263		1960	1436		2196	1204	
SUPERVISOR - 2ND	6353	4039	63.58		1968	1852		2459	1358		2116	1609		2484	1261	
SUPERVISOR - 3RD	5825	3661	62.85		1718	1838		2131	1395		1919	1578		2196	1278	
SUPERVISOR - 4TH	6760	5332	78.88		2368	2689		2805	2172		2915	2037		3350	1616	
SUPERVISOR - 5TH	8895	6876	77.30		2171	4310		3433	3008		3483	2918		4079	2299	
YUBA COUNTY	33694	23558	69.92		10069	12327		13009	9196		12393	9578		14305	7658	
CITY OF MARYSVILLE	5401	3516	65.10		1703	1617		2151	1173		1840	1394		2158	1095	
CITY OF WHEATLAND	1760	1370	77.84		618	671		739	537		742	518		867	397	
UNINCORPORATED	26533	18672	70.37		7748	10039		10119	7486		9811	7666		11280	6166	

140028	CALIFORNIA												
	Registration	Ballots Cast	Turnout (%)	MEASURE 55 YES	NO	MEASURE 56 YES	NO	MEASURE 57 YES	NO	MEASURE 58 YES	NO		
New Life 1001	933	201	21.54	109	79	91	103	114	72	136	53		
New Life - Vote by Mail	933	293	31.40	165	116	117	167	165	116	198	84		
Edgewater A 1002	805	216	26.83	124	76	127	76	116	86	145	57		
Edgewater A - Vote by Mail	805	357	44.35	206	136	217	132	165	184	247	98		
FRC A 1003	581	124	21.34	71	41	58	61	69	44	89	26		
FRC A - Vote by Mail	581	166	28.57	101	60	75	88	115	48	114	49		
FRC B 1004	1137	211	18.56	122	78	88	115	108	91	134	61		
FRC B - Vote by Mail	1137	364	32.01	209	129	158	190	194	149	249	98		
FRC C 1005	480	103	21.46	52	48	54	46	48	50	71	27		
FRC C - Vote by Mail	480	199	41.46	120	65	83	107	105	82	121	66		
FRC D 1006	674	153	22.70	91	54	84	62	81	62	102	42		
FRC D - Vote by Mail	674	284	42.14	157	117	129	149	130	138	175	100		
Edgewater B 1007	1251	368	29.42	184	152	174	171	172	162	197	134		
Edgewater B - Vote by Mail	1251	611	48.84	338	243	298	296	283	302	396	190		
Word of Life A 2001	771	206	26.72	99	98	75	123	97	99	127	67		
Word of Life A - Vote by Mail	771	322	41.76	173	124	117	188	163	136	194	103		
First Pres 2002	883	250	28.31	123	105	87	150	118	114	150	79		
First Pres - Vote by Mail	883	358	40.54	199	142	168	180	192	152	234	107		
Word of Life B 2003	1040	237	22.79	131	87	93	130	139	87	162	54		
Word of Life B - Vote by Mail	1040	412	39.62	229	157	161	235	240	152	281	111		
Govt Ctr A 2004	910	239	26.26	127	106	97	135	121	109	161	73		
Govt Ctr A - Vote by Mail	910	401	44.07	218	163	179	208	227	156	259	120		
Govt Ctr B 2005	911	233	25.58	122	84	84	132	132	84	149	62		
Govt Ctr B - Vote by Mail	911	342	37.54	205	115	156	172	211	114	239	81		
Cedar Lane 2006	952	213	22.37	132	72	93	115	133	68	135	69		
Cedar Lane - Vote by Mail	952	310	32.56	191	105	125	176	158	136	215	83		
Govt Ctr C 2007	886	167	18.85	94	63	55	105	85	74	98	59		
Govt Ctr C - Vote by Mail	886	349	39.39	223	104	139	199	211	119	248	85		
OPUD 3001	850	223	26.24	119	86	89	121	108	90	139	63		
OPUD - Vote by Mail	850	261	30.71	153	99	104	155	139	112	187	65		
Olivehurst Com Ctr 3002	813	224	27.55	115	93	95	118	113	96	151	61		
Olivehurst Com Ctr - Vote by Mail	813	244	30.01	139	95	97	141	136	98	157	78		
Johnson Park Schol 3003	922	262	28.42	130	120	109	148	127	126	141	113		
Johnson Park Schol - Vote by Mail	922	327	35.47	191	135	147	189	181	142	212	115		
Airport 3004	1036	269	25.97	144	116	125	138	138	125	176	89		
Airport - Vote by Mail	1036	338	32.63	194	132	167	171	174	152	226	105		
Dan Ave A 3005	1105	300	27.15	141	132	118	159	148	122	182	91		
Dan Ave A - Vote by Mail	1105	430	38.91	231	194	192	242	225	193	294	127		
Dan Ave B 3006	422	104	24.64	49	54	48	52	46	57	62	39		
Dan Ave B - Vote by Mail	422	187	44.31	97	87	61	127	80	108	112	75		
Rosser 3007	88	0	0.00	0	0	0	0	0	0	0	0		
Rosser - Vote by Mail	88	67	76.14	20	40	17	44	26	36	43	22		
Arboga Schl 3008	589	157	26.66	82	68	73	78	80	69	103	47		
Arboga Schl - Vote by Mail	589	268	45.50	154	111	142	125	125	137	177	88		
Cobblestone Schl 4001	1250	314	25.12	166	132	170	135	152	145	215	84		
Cobblestone Schl - Vote by Mail	1250	697	55.76	405	276	366	314	358	316	479	201		
RDO Schl A 4002	1109	285	25.70	134	128	133	134	118	145	168	91		
RDO Schl A - Vote by Mail	1109	613	55.28	298	284	289	306	282	303	370	215		
RDO Schl B 4003	877	231	26.34	108	109	117	106	111	109	139	79		
RDO Schl B - Vote by Mail	877	451	51.43	233	191	218	213	225	202	296	134		
Smartsville 4004	193	0	0.00	0	0	0	0	0	0	0	0		
Smartsville - Vote by Mail	193	148	76.68	55	84	49	98	66	75	73	64		
Beale AFB 4005	207	0	0.00	0	0	0	0	0	0	0	0		
Beale AFB - Vote by Mail	207	104	50.24	58	32	60	35	74	17	73	18		
Wheatland A 4006	952	310	32.56	147	142	123	175	143	139	188	102		
Wheatland A - Vote by Mail	952	434	45.59	215	188	188	230	204	206	258	156		
Wheatland B 4007	808	231	28.59	101	114	92	136	113	107	147	72		
Wheatland B - Vote by Mail	808	395	48.89	175	192	145	230	198	166	227	141		
Wheatland C 4008	786	244	31.04	94	134	95	143	105	128	143	90		
Wheatland C - Vote by Mail	786	384	48.85	153	224	149	233	181	194	239	130		
Riverside Meadows Schl 4009	578	136	23.53	74	56	76	57	69	64	83	50		

YUBA COUNTY Statement of Vote
YUB_20161108_E

140028	CALIFORNIA											
	Registration	Ballots Cast	Turnout (%)	MEASURE 55 YES	NO	MEASURE 56 YES	NO	MEASURE 57 YES	NO	MEASURE 58 YES	NO	
Riverside Meadows Schl - Vote by	578	355	61.42	174	152	179	157	156	177	214	111	
D-OH A 5001	529	152	28.73	59	75	58	82	68	67	72	59	
D-OH A - Vote by Mail	529	240	45.37	118	107	93	138	123	110	156	78	
Challenge 5002	227	0	0.00	0	0	0	0	0	0	0	0	
Challenge - Vote by Mail	227	177	77.97	90	79	75	95	96	72	99	69	
Rackerby 5003	244	0	0.00	0	0	0	0	0	0	0	0	
Rackerby - Vote by Mail	244	175	71.72	72	95	61	107	90	74	83	79	
D-OH B 5004	955	279	29.21	149	92	144	107	159	82	175	68	
D-OH B - Vote by Mail	955	474	49.63	279	152	247	191	294	136	310	116	
Yuba Feather 5005	896	198	22.10	82	105	60	134	93	97	115	74	
Yuba Feather - Vote by Mail	896	464	51.79	194	251	165	284	214	226	293	150	
Johl Station 5006	710	144	20.28	61	73	44	95	47	91	79	56	
Johl Station - Vote by Mail	710	402	56.62	159	222	152	237	171	215	218	161	
Loma Rica A 5007	680	201	29.56	72	115	67	127	72	114	95	94	
Loma Rica A - Vote by Mail	680	319	46.91	106	197	102	204	124	175	160	140	
Loma Rica B 5008	760	201	26.45	72	122	83	115	68	124	107	83	
Loma Rica B - Vote by Mail	760	396	52.11	153	231	126	258	122	261	199	182	
Hallwood 5009	674	204	30.27	63	131	69	126	68	130	107	89	
Hallwood - Vote by Mail	674	323	47.92	90	214	95	216	94	213	152	155	
Calvary A 5010	984	260	26.42	86	157	76	175	88	162	120	127	
Calvary A - Vote by Mail	984	523	53.15	195	311	208	303	191	313	294	210	
Calvary B 5011	886	231	26.07	84	138	87	140	77	146	114	108	
Calvary B - Vote by Mail	886	544	61.40	199	323	199	321	214	306	296	227	
Bible Baptist 5012	692	165	23.84	72	82	56	99	66	87	83	72	
Bible Baptist - Vote by Mail	692	301	43.50	152	134	119	169	156	127	197	88	
Goldfields 5013	210	0	0.00	0	0	0	0	0	0	0	0	
Goldfields - Vote by Mail	210	165	78.57	76	76	62	95	90	62	103	52	
Camptonville 5014	448	104	23.21	65	27	50	46	65	30	74	22	
Camptonville - Vote by Mail	448	234	52.23	133	81	107	118	136	83	167	49	
Precinct Totals	33694	8350	24.78	4050	3744	3517	4470	3975	3854	5034	2786	
Vote by Mail Totals	33694	15208	45.14	7695	6765	6503	8233	7504	6991	9534	4976	
Grand Totals	33694	23558	69.92	11745	10509	10020	12703	11479	10845	14568	7762	
3RD CONGRESSIONAL	33694	23558	69.92	11745	10509	10020	12703	11479	10845	14568	7762	
4TH SENATE	33694	23558	69.92	11745	10509	10020	12703	11479	10845	14568	7762	
3RD ASSEMBLY	33694	23558	69.92	11745	10509	10020	12703	11479	10845	14568	7762	
1ST EQUALIZATION	33694	23558	69.92	11745	10509	10020	12703	11479	10845	14568	7762	
SUPERVISOR - 1ST	5861	3650	62.28	2049	1394	1753	1763	1865	1586	2374	1085	
SUPERVISOR - 2ND	6353	4039	63.58	2266	1525	1629	2248	2227	1600	2652	1153	
SUPERVISOR - 3RD	5825	3661	62.85	1959	1562	1584	2008	1846	1663	2362	1178	
SUPERVISOR - 4TH	6760	5332	78.88	2590	2438	2449	2702	2555	2493	3312	1738	
SUPERVISOR - 5TH	8895	6876	77.30	2881	3590	2605	3982	2986	3503	3868	2608	
YUBA COUNTY	33694	23558	69.92	11745	10509	10020	12703	11479	10845	14568	7762	
CITY OF MARYSVILLE	5401	3516	65.10	1943	1348	1411	1957	1936	1396	2302	1001	
CITY OF WHEATLAND	1760	1370	77.84	638	636	548	771	658	618	820	471	
UNINCORPORATED	26533	18672	70.37	9164	8525	8061	9975	8885	8831	11446	6290	

140028	CALIFORNIA													
	Registration	Ballots Cast	Turnout (%)	MEASURE 55 YES	NO	MEASURE 56 YES	NO	MEASURE 57 YES	NO	MEASURE 58 YES	NO			
New Life 1001	933	201	21.54	109	79	91	103	114	72	136	53			
New Life - Vote by Mail	933	293	31.40	165	116	117	167	165	116	198	84			
Edgewater A 1002	805	216	26.83	124	76	127	76	116	86	145	57			
Edgewater A - Vote by Mail	805	357	44.35	206	136	217	132	165	184	247	98			
FRC A 1003	581	124	21.34	71	41	58	61	69	44	89	26			
FRC A - Vote by Mail	581	166	28.57	101	60	75	88	115	48	114	49			
FRC B 1004	1137	211	18.56	122	78	88	115	108	91	134	61			
FRC B - Vote by Mail	1137	364	32.01	209	129	158	190	194	149	249	98			
FRC C 1005	480	103	21.46	52	48	54	46	48	50	71	27			
FRC C - Vote by Mail	480	199	41.46	120	65	83	107	105	82	121	66			
FRC D 1006	674	153	22.70	91	54	84	62	81	62	102	42			
FRC D - Vote by Mail	674	284	42.14	157	117	129	149	130	138	175	100			
Edgewater B 1007	1251	368	29.42	184	152	174	171	172	162	197	134			
Edgewater B - Vote by Mail	1251	611	48.84	338	243	298	296	283	302	396	190			
Word of Life A 2001	771	206	26.72	99	98	75	123	97	99	127	67			
Word of Life A - Vote by Mail	771	322	41.76	173	124	117	188	163	136	194	103			
First Pres 2002	883	250	28.31	123	105	87	150	118	114	150	79			
First Pres - Vote by Mail	883	358	40.54	199	142	168	180	192	152	234	107			
Word of Life B 2003	1040	237	22.79	131	87	93	130	139	87	162	54			
Word of Life B - Vote by Mail	1040	412	39.62	229	157	161	235	240	152	281	111			
Govt Ctr A 2004	910	239	26.26	127	106	97	135	121	109	161	73			
Govt Ctr A - Vote by Mail	910	401	44.07	218	163	179	208	227	156	259	120			
Govt Ctr B 2005	911	233	25.58	122	84	84	132	132	84	149	62			
Govt Ctr B - Vote by Mail	911	342	37.54	205	115	156	172	211	114	239	81			
Cedar Lane 2006	952	213	22.37	132	72	93	115	133	68	135	69			
Cedar Lane - Vote by Mail	952	310	32.56	191	105	125	176	158	136	215	83			
Govt Ctr C 2007	886	167	18.85	94	63	55	105	85	74	98	59			
Govt Ctr C - Vote by Mail	886	349	39.39	223	104	139	199	211	119	248	85			
OPUD 3001	850	223	26.24	119	86	89	121	108	90	139	63			
OPUD - Vote by Mail	850	261	30.71	153	99	104	155	139	112	187	65			
Olivehurst Com Ctr 3002	813	224	27.55	115	93	95	118	113	96	151	61			
Olivehurst Com Ctr - Vote by Mail	813	244	30.01	139	95	97	141	136	98	157	78			
Johnson Park Schol 3003	922	262	28.42	130	120	109	148	127	126	141	113			
Johnson Park Schol - Vote by Mail	922	327	35.47	191	135	147	189	181	142	212	115			
Airport 3004	1036	269	25.97	144	116	125	138	138	125	176	89			
Airport - Vote by Mail	1036	338	32.63	194	132	167	171	174	152	226	105			
Dan Ave A 3005	1105	300	27.15	141	132	118	159	148	122	182	91			
Dan Ave A - Vote by Mail	1105	430	38.91	231	194	192	242	225	193	294	127			
Dan Ave B 3006	422	104	24.64	49	54	48	52	46	57	62	39			
Dan Ave B - Vote by Mail	422	187	44.31	97	87	61	127	80	108	112	75			
Rosser 3007	88	0	0.00	0	0	0	0	0	0	0	0			
Rosser - Vote by Mail	88	67	76.14	20	40	17	44	26	36	43	22			
Arboga Schl 3008	589	157	26.66	82	68	73	78	80	69	103	47			
Arboga Schl - Vote by Mail	589	268	45.50	154	111	142	125	125	137	177	88			
Cobblestone Schl 4001	1250	314	25.12	166	132	170	135	152	145	215	84			
Cobblestone Schl - Vote by Mail	1250	697	55.76	405	276	366	314	358	316	479	201			
RDO Schl A 4002	1109	285	25.70	134	128	133	134	118	145	168	91			
RDO Schl A - Vote by Mail	1109	613	55.28	298	284	289	306	282	303	370	215			
RDO Schl B 4003	877	231	26.34	108	109	117	106	111	109	139	79			
RDO Schl B - Vote by Mail	877	451	51.43	233	191	218	213	225	202	296	134			
Smartsville 4004	193	0	0.00	0	0	0	0	0	0	0	0			
Smartsville - Vote by Mail	193	148	76.68	55	84	49	98	66	75	73	64			
Beale AFB 4005	207	0	0.00	0	0	0	0	0	0	0	0			
Beale AFB - Vote by Mail	207	104	50.24	58	32	60	35	74	17	73	18			
Wheatland A 4006	952	310	32.56	147	142	123	175	143	139	188	102			
Wheatland A - Vote by Mail	952	434	45.59	215	188	188	230	204	206	258	156			
Wheatland B 4007	808	231	28.59	101	114	92	136	113	107	147	72			
Wheatland B - Vote by Mail	808	395	48.89	175	192	145	230	198	166	227	141			
Wheatland C 4008	786	244	31.04	94	134	95	143	105	128	143	90			
Wheatland C - Vote by Mail	786	384	48.85	153	224	149	233	181	194	239	130			
Riverside Meadows Schl 4009	578	136	23.53	74	56	76	57	69	64	83	50			

140028	CALIFORNIA											
	Registration	Ballots Cast	Turnout (%)	MEASURE 55 YES	NO	MEASURE 56 YES	NO	MEASURE 57 YES	NO	MEASURE 58 YES	NO	
Riverside Meadows Schl - Vote by	578	355	61.42	174	152	179	157	156	177	214	111	
D-OH A 5001	529	152	28.73	59	75	58	82	68	67	72	59	
D-OH A - Vote by Mail	529	240	45.37	118	107	93	138	123	110	156	78	
Challenge 5002	227	0	0.00	0	0	0	0	0	0	0	0	
Challenge - Vote by Mail	227	177	77.97	90	79	75	95	96	72	99	69	
Rackerby 5003	244	0	0.00	0	0	0	0	0	0	0	0	
Rackerby - Vote by Mail	244	175	71.72	72	95	61	107	90	74	83	79	
D-OH B 5004	955	279	29.21	149	92	144	107	159	82	175	68	
D-OH B - Vote by Mail	955	474	49.63	279	152	247	191	294	136	310	116	
Yuba Feather 5005	896	198	22.10	82	105	60	134	93	97	115	74	
Yuba Feather - Vote by Mail	896	464	51.79	194	251	165	284	214	226	293	150	
Johl Station 5006	710	144	20.28	61	73	44	95	47	91	79	56	
Johl Station - Vote by Mail	710	402	56.62	159	222	152	237	171	215	218	161	
Loma Rica A 5007	680	201	29.56	72	115	67	127	72	114	95	94	
Loma Rica A - Vote by Mail	680	319	46.91	106	197	102	204	124	175	160	140	
Loma Rica B 5008	760	201	26.45	72	122	83	115	68	124	107	83	
Loma Rica B - Vote by Mail	760	396	52.11	153	231	126	258	122	261	199	182	
Hallwood 5009	674	204	30.27	63	131	69	126	68	130	107	89	
Hallwood - Vote by Mail	674	323	47.92	90	214	95	216	94	213	152	155	
Calvary A 5010	984	260	26.42	86	157	76	175	88	162	120	127	
Calvary A - Vote by Mail	984	523	53.15	195	311	208	303	191	313	294	210	
Calvary B 5011	886	231	26.07	84	138	87	140	77	146	114	108	
Calvary B - Vote by Mail	886	544	61.40	199	323	199	321	214	306	296	227	
Bible Baptist 5012	692	165	23.84	72	82	56	99	66	87	83	72	
Bible Baptist - Vote by Mail	692	301	43.50	152	134	119	169	156	127	197	88	
Goldfields 5013	210	0	0.00	0	0	0	0	0	0	0	0	
Goldfields - Vote by Mail	210	165	78.57	76	76	62	95	90	62	103	52	
Camptonville 5014	448	104	23.21	65	27	50	46	65	30	74	22	
Camptonville - Vote by Mail	448	234	52.23	133	81	107	118	136	83	167	49	
Precinct Totals	33694	8350	24.78	4050	3744	3517	4470	3975	3854	5034	2786	
Vote by Mail Totals	33694	15208	45.14	7695	6765	6503	8233	7504	6991	9534	4976	
Grand Totals	33694	23558	69.92	11745	10509	10020	12703	11479	10845	14568	7762	
3RD CONGRESSIONAL	33694	23558	69.92	11745	10509	10020	12703	11479	10845	14568	7762	
4TH SENATE	33694	23558	69.92	11745	10509	10020	12703	11479	10845	14568	7762	
3RD ASSEMBLY	33694	23558	69.92	11745	10509	10020	12703	11479	10845	14568	7762	
1ST EQUALIZATION	33694	23558	69.92	11745	10509	10020	12703	11479	10845	14568	7762	
SUPERVISOR - 1ST	5861	3650	62.28	2049	1394	1753	1763	1865	1586	2374	1085	
SUPERVISOR - 2ND	6353	4039	63.58	2266	1525	1629	2248	2227	1600	2652	1153	
SUPERVISOR - 3RD	5825	3661	62.85	1959	1562	1584	2008	1846	1663	2362	1178	
SUPERVISOR - 4TH	6760	5332	78.88	2590	2438	2449	2702	2555	2493	3312	1738	
SUPERVISOR - 5TH	8895	6876	77.30	2881	3590	2605	3982	2986	3503	3868	2608	
YUBA COUNTY	33694	23558	69.92	11745	10509	10020	12703	11479	10845	14568	7762	
CITY OF MARYSVILLE	5401	3516	65.10	1943	1348	1411	1957	1936	1396	2302	1001	
CITY OF WHEATLAND	1760	1370	77.84	638	636	548	771	658	618	820	471	
UNINCORPORATED	26533	18672	70.37	9164	8525	8061	9975	8885	8831	11446	6290	

November 8, 2016

YUB_20161108_E

(529-1216) Accep... - 39 of 67

140028	CALIFORNIA											
	Registration	Ballots Cast	Turnout (%)	MEASURE 55 YES	NO	MEASURE 56 YES	NO	MEASURE 57 YES	NO	MEASURE 58 YES	NO	
New Life 1001	933	201	21.54	109	79	91	103	114	72	136	53	
New Life - Vote by Mail	933	293	31.40	165	116	117	167	165	116	198	84	
Edgewater A 1002	805	216	26.83	124	76	127	76	116	86	145	57	
Edgewater A - Vote by Mail	805	357	44.35	206	136	217	132	165	184	247	98	
FRC A 1003	581	124	21.34	71	41	58	61	69	44	89	26	
FRC A - Vote by Mail	581	166	28.57	101	60	75	88	115	48	114	49	
FRC B 1004	1137	211	18.56	122	78	88	115	108	91	134	61	
FRC B - Vote by Mail	1137	364	32.01	209	129	158	190	194	149	249	98	
FRC C 1005	480	103	21.46	52	48	54	46	48	50	71	27	
FRC C - Vote by Mail	480	199	41.46	120	65	83	107	105	82	121	66	
FRC D 1006	674	153	22.70	91	54	84	62	81	62	102	42	
FRC D - Vote by Mail	674	284	42.14	157	117	129	149	130	138	175	100	
Edgewater B 1007	1251	368	29.42	184	152	174	171	172	162	197	134	
Edgewater B - Vote by Mail	1251	611	48.84	338	243	298	296	283	302	396	190	
Word of Life A 2001	771	206	26.72	99	98	75	123	97	99	127	67	
Word of Life A - Vote by Mail	771	322	41.76	173	124	117	188	163	136	194	103	
First Pres 2002	883	250	28.31	123	105	87	150	118	114	150	79	
First Pres - Vote by Mail	883	358	40.54	199	142	168	180	192	152	234	107	
Word of Life B 2003	1040	237	22.79	131	87	93	130	139	87	162	54	
Word of Life B - Vote by Mail	1040	412	39.62	229	157	161	235	240	152	281	111	
Govt Ctr A 2004	910	239	26.26	127	106	97	135	121	109	161	73	
Govt Ctr A - Vote by Mail	910	401	44.07	218	163	179	208	227	156	259	120	
Govt Ctr B 2005	911	233	25.58	122	84	84	132	132	84	149	62	
Govt Ctr B - Vote by Mail	911	342	37.54	205	115	156	172	211	114	239	81	
Cedar Lane 2006	952	213	22.37	132	72	93	115	133	68	135	69	
Cedar Lane - Vote by Mail	952	310	32.56	191	105	125	176	158	136	215	83	
Govt Ctr C 2007	886	167	18.85	94	63	55	105	85	74	98	59	
Govt Ctr C - Vote by Mail	886	349	39.39	223	104	139	199	211	119	248	85	
OPUD 3001	850	223	26.24	119	86	89	121	108	90	139	63	
OPUD - Vote by Mail	850	261	30.71	153	99	104	155	139	112	187	65	
Olivehurst Com Ctr 3002	813	224	27.55	115	93	95	118	113	96	151	61	
Olivehurst Com Ctr - Vote by Mail	813	244	30.01	139	95	97	141	136	98	157	78	
Johnson Park Schol 3003	922	262	28.42	130	120	109	148	127	126	141	113	
Johnson Park Schol - Vote by Mail	922	327	35.47	191	135	147	189	181	142	212	115	
Airport 3004	1036	269	25.97	144	116	125	138	138	125	176	89	
Airport - Vote by Mail	1036	338	32.63	194	132	167	171	174	152	226	105	
Dan Ave A 3005	1105	300	27.15	141	132	118	159	148	122	182	91	
Dan Ave A - Vote by Mail	1105	430	38.91	231	194	192	242	225	193	294	127	
Dan Ave B 3006	422	104	24.64	49	54	48	52	46	57	62	39	
Dan Ave B - Vote by Mail	422	187	44.31	97	87	61	127	80	108	112	75	
Rosser 3007	88	0	0.00	0	0	0	0	0	0	0	0	
Rosser - Vote by Mail	88	67	76.14	20	40	17	44	26	36	43	22	
Arboga Schl 3008	589	157	26.66	82	68	73	78	80	69	103	47	
Arboga Schl - Vote by Mail	589	268	45.50	154	111	142	125	125	137	177	88	
Cobblestone Schl 4001	1250	314	25.12	166	132	170	135	152	145	215	84	
Cobblestone Schl - Vote by Mail	1250	697	55.76	405	276	366	314	358	316	479	201	
RDO Schl A 4002	1109	285	25.70	134	128	133	134	118	145	168	91	
RDO Schl A - Vote by Mail	1109	613	55.28	298	284	289	306	282	303	370	215	
RDO Schl B 4003	877	231	26.34	108	109	117	106	111	109	139	79	
RDO Schl B - Vote by Mail	877	451	51.43	233	191	218	213	225	202	296	134	
Smartsville 4004	193	0	0.00	0	0	0	0	0	0	0	0	
Smartsville - Vote by Mail	193	148	76.68	55	84	49	98	66	75	73	64	
Beale AFB 4005	207	0	0.00	0	0	0	0	0	0	0	0	
Beale AFB - Vote by Mail	207	104	50.24	58	32	60	35	74	17	73	18	
Wheatland A 4006	952	310	32.56	147	142	123	175	143	139	188	102	
Wheatland A - Vote by Mail	952	434	45.59	215	188	188	230	204	206	258	156	
Wheatland B 4007	808	231	28.59	101	114	92	136	113	107	147	72	
Wheatland B - Vote by Mail	808	395	48.89	175	192	145	230	198	166	227	141	
Wheatland C 4008	786	244	31.04	94	134	95	143	105	128	143	90	
Wheatland C - Vote by Mail	786	384	48.85	153	224	149	233	181	194	239	130	
Riverside Meadows Schl 4009	578	136	23.53	74	56	76	57	69	64	83	50	

YUBA COUNTY Statement of Vote
YUB_20161108_E

(529-1216) Accep... - 40 of 67

140028	CALIFORNIA										
	Registration	Ballots Cast	Turnout (%)	MEASURE 55 YES	NO	MEASURE 56 YES	NO	MEASURE 57 YES	NO	MEASURE 58 YES	NO
Riverside Meadows Schl - Vote by	578	355	61.42	174	152	179	157	156	177	214	111
D-OH A 5001	529	152	28.73	59	75	58	82	68	67	72	59
D-OH A - Vote by Mail	529	240	45.37	118	107	93	138	123	110	156	78
Challenge 5002	227	0	0.00	0	0	0	0	0	0	0	0
Challenge - Vote by Mail	227	177	77.97	90	79	75	95	96	72	99	69
Rackerby 5003	244	0	0.00	0	0	0	0	0	0	0	0
Rackerby - Vote by Mail	244	175	71.72	72	95	61	107	90	74	83	79
D-OH B 5004	955	279	29.21	149	92	144	107	159	82	175	68
D-OH B - Vote by Mail	955	474	49.63	279	152	247	191	294	136	310	116
Yuba Feather 5005	896	198	22.10	82	105	60	134	93	97	115	74
Yuba Feather - Vote by Mail	896	464	51.79	194	251	165	284	214	226	293	150
Johl Station 5006	710	144	20.28	61	73	44	95	47	91	79	56
Johl Station - Vote by Mail	710	402	56.62	159	222	152	237	171	215	218	161
Loma Rica A 5007	680	201	29.56	72	115	67	127	72	114	95	94
Loma Rica A - Vote by Mail	680	319	46.91	106	197	102	204	124	175	160	140
Loma Rica B 5008	760	201	26.45	72	122	83	115	68	124	107	83
Loma Rica B - Vote by Mail	760	396	52.11	153	231	126	258	122	261	199	182
Hallwood 5009	674	204	30.27	63	131	69	126	68	130	107	89
Hallwood - Vote by Mail	674	323	47.92	90	214	95	216	94	213	152	155
Calvary A 5010	984	260	26.42	86	157	76	175	88	162	120	127
Calvary A - Vote by Mail	984	523	53.15	195	311	208	303	191	313	294	210
Calvary B 5011	886	231	26.07	84	138	87	140	77	146	114	108
Calvary B - Vote by Mail	886	544	61.40	199	323	199	321	214	306	296	227
Bible Baptist 5012	692	165	23.84	72	82	56	99	66	87	83	72
Bible Baptist - Vote by Mail	692	301	43.50	152	134	119	169	156	127	197	88
Goldfields 5013	210	0	0.00	0	0	0	0	0	0	0	0
Goldfields - Vote by Mail	210	165	78.57	76	76	62	95	90	62	103	52
Camptonville 5014	448	104	23.21	65	27	50	46	65	30	74	22
Camptonville - Vote by Mail	448	234	52.23	133	81	107	118	136	83	167	49
Precinct Totals	33694	8350	24.78	4050	3744	3517	4470	3975	3854	5034	2786
Vote by Mail Totals	33694	15208	45.14	7695	6765	6503	8233	7504	6991	9534	4976
Grand Totals	33694	23558	69.92	11745	10509	10020	12703	11479	10845	14568	7762
3RD CONGRESSIONAL	33694	23558	69.92	11745	10509	10020	12703	11479	10845	14568	7762
4TH SENATE	33694	23558	69.92	11745	10509	10020	12703	11479	10845	14568	7762
3RD ASSEMBLY	33694	23558	69.92	11745	10509	10020	12703	11479	10845	14568	7762
1ST EQUALIZATION	33694	23558	69.92	11745	10509	10020	12703	11479	10845	14568	7762
SUPERVISOR - 1ST	5861	3650	62.28	2049	1394	1753	1763	1865	1586	2374	1085
SUPERVISOR - 2ND	6353	4039	63.58	2266	1525	1629	2248	2227	1600	2652	1153
SUPERVISOR - 3RD	5825	3661	62.85	1959	1562	1584	2008	1846	1663	2362	1178
SUPERVISOR - 4TH	6760	5332	78.88	2590	2438	2449	2702	2555	2493	3312	1738
SUPERVISOR - 5TH	8895	6876	77.30	2881	3590	2605	3982	2986	3503	3868	2608
YUBA COUNTY	33694	23558	69.92	11745	10509	10020	12703	11479	10845	14568	7762
CITY OF MARYSVILLE	5401	3516	65.10	1943	1348	1411	1957	1936	1396	2302	1001
CITY OF WHEATLAND	1760	1370	77.84	638	636	548	771	658	618	820	471
UNINCORPORATED	26533	18672	70.37	9164	8525	8061	9975	8885	8831	11446	6290

CALIFORNIA																
140028																
	Registration	Ballots Cast	Turnout (%)		MEASURE 55 YES	NO		MEASURE 56 YES	NO		MEASURE 57 YES	NO		MEASURE 58 YES	NO	
New Life 1001	933	201	21.54		109	79		91	103		114	72		136	53	
New Life - Vote by Mail	933	293	31.40		165	116		117	167		165	116		198	84	
Edgewater A 1002	805	216	26.83		124	76		127	76		116	86		145	57	
Edgewater A - Vote by Mail	805	357	44.35		206	136		217	132		165	184		247	98	
FRC A 1003	581	124	21.34		71	41		58	61		69	44		89	26	
FRC A - Vote by Mail	581	166	28.57		101	60		75	88		115	48		114	49	
FRC B 1004	1137	211	18.56		122	78		88	115		108	91		134	61	
FRC B - Vote by Mail	1137	364	32.01		209	129		158	190		194	149		249	98	
FRC C 1005	480	103	21.46		52	48		54	46		48	50		71	27	
FRC C - Vote by Mail	480	199	41.46		120	65		83	107		105	82		121	66	
FRC D 1006	674	153	22.70		91	54		84	62		81	62		102	42	
FRC D - Vote by Mail	674	284	42.14		157	117		129	149		130	138		175	100	
Edgewater B 1007	1251	368	29.42		184	152		174	171		172	162		197	134	
Edgewater B - Vote by Mail	1251	611	48.84		338	243		298	296		283	302		396	190	
Word of Life A 2001	771	206	26.72		99	98		75	123		97	99		127	67	
Word of Life A - Vote by Mail	771	322	41.76		173	124		117	188		163	136		194	103	
First Pres 2002	883	250	28.31		123	105		87	150		118	114		150	79	
First Pres - Vote by Mail	883	358	40.54		199	142		168	180		192	152		234	107	
Word of Life B 2003	1040	237	22.79		131	87		93	130		139	87		162	54	
Word of Life B - Vote by Mail	1040	412	39.62		229	157		161	235		240	152		281	111	
Govt Ctr A 2004	910	239	26.26		127	106		97	135		121	109		161	73	
Govt Ctr A - Vote by Mail	910	401	44.07		218	163		179	208		227	156		259	120	
Govt Ctr B 2005	911	233	25.58		122	84		84	132		132	84		149	62	
Govt Ctr B - Vote by Mail	911	342	37.54		205	115		156	172		211	114		239	81	
Cedar Lane 2006	952	213	22.37		132	72		93	115		133	68		135	69	
Cedar Lane - Vote by Mail	952	310	32.56		191	105		125	176		158	136		215	83	
Govt Ctr C 2007	886	167	18.85		94	63		55	105		85	74		98	59	
Govt Ctr C - Vote by Mail	886	349	39.39		223	104		139	199		211	119		248	85	
OPUD 3001	850	223	26.24		119	86		89	121		108	90		139	63	
OPUD - Vote by Mail	850	261	30.71		153	99		104	155		139	112		187	65	
Olivehurst Com Ctr 3002	813	224	27.55		115	93		95	118		113	96		151	61	
Olivehurst Com Ctr - Vote by Mail	813	244	30.01		139	95		97	141		136	98		157	78	
Johnson Park Schol 3003	922	262	28.42		130	120		109	148		127	126		141	113	
Johnson Park Schol - Vote by Mail	922	327	35.47		191	135		147	189		181	142		212	115	
Airport 3004	1036	269	25.97		144	116		125	138		138	125		176	89	
Airport - Vote by Mail	1036	338	32.63		194	132		167	171		174	152		226	105	
Dan Ave A 3005	1105	300	27.15		141	132		118	159		148	122		182	91	
Dan Ave A - Vote by Mail	1105	430	38.91		231	194		192	242		225	193		294	127	
Dan Ave B 3006	422	104	24.64		49	54		48	52		46	57		62	39	
Dan Ave B - Vote by Mail	422	187	44.31		97	87		61	127		80	108		112	75	
Rosser 3007	88	0	0.00		0	0		0	0		0	0		0	0	
Rosser - Vote by Mail	88	67	76.14		20	40		17	44		26	36		43	22	
Arboga Schl 3008	589	157	26.66		82	68		73	78		80	69		103	47	
Arboga Schl - Vote by Mail	589	268	45.50		154	111		142	125		125	137		177	88	
Cobblestone Schl 4001	1250	314	25.12		166	132		170	135		152	145		215	84	
Cobblestone Schl - Vote by Mail	1250	697	55.76		405	276		366	314		358	316		479	201	
RDO Schl A 4002	1109	285	25.70		134	128		133	134		118	145		168	91	
RDO Schl A - Vote by Mail	1109	613	55.28		298	284		289	306		282	303		370	215	
RDO Schl B 4003	877	231	26.34		108	109		117	106		111	109		139	79	
RDO Schl B - Vote by Mail	877	451	51.43		233	191		218	213		225	202		296	134	
Smartsville 4004	193	0	0.00		0	0		0	0		0	0		0	0	
Smartsville - Vote by Mail	193	148	76.68		55	84		49	98		66	75		73	64	
Beale AFB 4005	207	0	0.00		0	0		0	0		0	0		0	0	
Beale AFB - Vote by Mail	207	104	50.24		58	32		60	35		74	17		73	18	
Wheatland A 4006	952	310	32.56		147	142		123	175		143	139		188	102	
Wheatland A - Vote by Mail	952	434	45.59		215	188		188	230		204	206		258	156	
Wheatland B 4007	808	231	28.59		101	114		92	136		113	107		147	72	
Wheatland B - Vote by Mail	808	395	48.89		175	192		145	230		198	166		227	141	
Wheatland C 4008	786	244	31.04		94	134		95	143		105	128		143	90	
Wheatland C - Vote by Mail	786	384	48.85		153	224		149	233		181	194		239	130	
Riverside Meadows Schl 4009	578	136	23.53		74	56		76	57		69	64		83	50	

YUBA COUNTY Statement of Vote
YUB_20161108_E

140028	CALIFORNIA										
	Registration	Ballots Cast	Turnout (%)	MEASURE 55 YES	NO	MEASURE 56 YES	NO	MEASURE 57 YES	NO	MEASURE 58 YES	NO
Riverside Meadows Schl - Vote by	578	355	61.42	174	152	179	157	156	177	214	111
D-OH A 5001	529	152	28.73	59	75	58	82	68	67	72	59
D-OH A - Vote by Mail	529	240	45.37	118	107	93	138	123	110	156	78
Challenge 5002	227	0	0.00	0	0	0	0	0	0	0	0
Challenge - Vote by Mail	227	177	77.97	90	79	75	95	96	72	99	69
Rackerby 5003	244	0	0.00	0	0	0	0	0	0	0	0
Rackerby - Vote by Mail	244	175	71.72	72	95	61	107	90	74	83	79
D-OH B 5004	955	279	29.21	149	92	144	107	159	82	175	68
D-OH B - Vote by Mail	955	474	49.63	279	152	247	191	294	136	310	116
Yuba Feather 5005	896	198	22.10	82	105	60	134	93	97	115	74
Yuba Feather - Vote by Mail	896	464	51.79	194	251	165	284	214	226	293	150
Johl Station 5006	710	144	20.28	61	73	44	95	47	91	79	56
Johl Station - Vote by Mail	710	402	56.62	159	222	152	237	171	215	218	161
Loma Rica A 5007	680	201	29.56	72	115	67	127	72	114	95	94
Loma Rica A - Vote by Mail	680	319	46.91	106	197	102	204	124	175	160	140
Loma Rica B 5008	760	201	26.45	72	122	83	115	68	124	107	83
Loma Rica B - Vote by Mail	760	396	52.11	153	231	126	258	122	261	199	182
Hallwood 5009	674	204	30.27	63	131	69	126	68	130	107	89
Hallwood - Vote by Mail	674	323	47.92	90	214	95	216	94	213	152	155
Calvary A 5010	984	260	26.42	86	157	76	175	88	162	120	127
Calvary A - Vote by Mail	984	523	53.15	195	311	208	303	191	313	294	210
Calvary B 5011	886	231	26.07	84	138	87	140	77	146	114	108
Calvary B - Vote by Mail	886	544	61.40	199	323	199	321	214	306	296	227
Bible Baptist 5012	692	165	23.84	72	82	56	99	66	87	83	72
Bible Baptist - Vote by Mail	692	301	43.50	152	134	119	169	156	127	197	88
Goldfields 5013	210	0	0.00	0	0	0	0	0	0	0	0
Goldfields - Vote by Mail	210	165	78.57	76	76	62	95	90	62	103	52
Camptonville 5014	448	104	23.21	65	27	50	46	65	30	74	22
Camptonville - Vote by Mail	448	234	52.23	133	81	107	118	136	83	167	49
Precinct Totals	33694	8350	24.78	4050	3744	3517	4470	3975	3854	5034	2786
Vote by Mail Totals	33694	15208	45.14	7695	6765	6503	8233	7504	6991	9534	4976
Grand Totals	33694	23558	69.92	11745	10509	10020	12703	11479	10845	14568	7762
3RD CONGRESSIONAL	33694	23558	69.92	11745	10509	10020	12703	11479	10845	14568	7762
4TH SENATE	33694	23558	69.92	11745	10509	10020	12703	11479	10845	14568	7762
3RD ASSEMBLY	33694	23558	69.92	11745	10509	10020	12703	11479	10845	14568	7762
1ST EQUALIZATION	33694	23558	69.92	11745	10509	10020	12703	11479	10845	14568	7762
SUPERVISOR - 1ST	5861	3650	62.28	2049	1394	1753	1763	1865	1586	2374	1085
SUPERVISOR - 2ND	6353	4039	63.58	2266	1525	1629	2248	2227	1600	2652	1153
SUPERVISOR - 3RD	5825	3661	62.85	1959	1562	1584	2008	1846	1663	2362	1178
SUPERVISOR - 4TH	6760	5332	78.88	2590	2438	2449	2702	2555	2493	3312	1738
SUPERVISOR - 5TH	8895	6876	77.30	2881	3590	2605	3982	2986	3503	3868	2608
YUBA COUNTY	33694	23558	69.92	11745	10509	10020	12703	11479	10845	14568	7762
CITY OF MARYSVILLE	5401	3516	65.10	1943	1348	1411	1957	1936	1396	2302	1001
CITY OF WHEATLAND	1760	1370	77.84	638	636	548	771	658	618	820	471
UNINCORPORATED	26533	18672	70.37	9164	8525	8061	9975	8885	8831	11446	6290

140032	CALIFORNIA															
	Registration	Ballots Cast	Turnout (%)		MEASURE 59 YES	NO		MEASURE 60 YES	NO		MEASURE 61 YES	NO		MEASURE 62 YES	NO	
New Life 1001	933	201	21.54		92	93		93	93		80	113		66	125	
New Life - Vote by Mail	933	293	31.40		119	161		142	135		108	170		86	190	
Edgewater A 1002	805	216	26.83		89	105		92	95		78	122		63	132	
Edgewater A - Vote by Mail	805	357	44.35		126	201		152	178		118	221		100	237	
FRC A 1003	581	124	21.34		49	63		59	58		41	74		37	75	
FRC A - Vote by Mail	581	166	28.57		61	101		87	71		67	91		49	111	
FRC B 1004	1137	211	18.56		72	123		108	87		80	112		71	123	
FRC B - Vote by Mail	1137	364	32.01		158	178		179	157		138	202		107	233	
FRC C 1005	480	103	21.46		38	60		55	42		38	59		27	70	
FRC C - Vote by Mail	480	199	41.46		75	104		102	84		68	115		66	123	
FRC D 1006	674	153	22.70		44	95		75	69		46	99		46	99	
FRC D - Vote by Mail	674	284	42.14		114	152		131	139		97	172		73	197	
Edgewater B 1007	1251	368	29.42		131	184		149	181		139	190		101	230	
Edgewater B - Vote by Mail	1251	611	48.84		263	298		240	322		220	353		160	413	
Word of Life A 2001	771	206	26.72		83	105		85	109		58	137		58	136	
Word of Life A - Vote by Mail	771	322	41.76		124	167		144	153		85	217		71	231	
First Pres 2002	883	250	28.31		91	128		94	133		93	139		71	161	
First Pres - Vote by Mail	883	358	40.54		135	191		149	185		118	224		92	245	
Word of Life B 2003	1040	237	22.79		93	119		96	126		98	131		79	144	
Word of Life B - Vote by Mail	1040	412	39.62		154	227		178	203		112	283		109	280	
Govt Ctr A 2004	910	239	26.26		98	130		102	126		93	143		74	158	
Govt Ctr A - Vote by Mail	910	401	44.07		154	212		184	190		127	254		115	265	
Govt Ctr B 2005	911	233	25.58		93	112		92	122		76	135		65	146	
Govt Ctr B - Vote by Mail	911	342	37.54		143	161		152	168		120	194		124	197	
Cedar Lane 2006	952	213	22.37		95	102		107	93		86	118		77	128	
Cedar Lane - Vote by Mail	952	310	32.56		117	164		169	117		120	173		100	186	
Govt Ctr C 2007	886	167	18.85		60	94		71	87		63	96		49	110	
Govt Ctr C - Vote by Mail	886	349	39.39		133	187		171	148		133	195		108	220	
OPUD 3001	850	223	26.24		89	114		108	94		80	125		72	128	
OPUD - Vote by Mail	850	261	30.71		104	143		118	118		87	161		58	184	
Olivehurst Com Ctr 3002	813	224	27.55		69	128		92	112		86	122		71	135	
Olivehurst Com Ctr - Vote by Mail	813	244	30.01		94	136		111	119		87	142		67	165	
Johnson Park Schol 3003	922	262	28.42		88	157		100	149		76	174		74	176	
Johnson Park Schol - Vote by Mail	922	327	35.47		133	184		175	144		111	215		96	227	
Airport 3004	1036	269	25.97		114	143		123	134		94	169		68	190	
Airport - Vote by Mail	1036	338	32.63		134	189		157	166		122	202		83	241	
Dan Ave A 3005	1105	300	27.15		107	155		126	135		94	180		83	188	
Dan Ave A - Vote by Mail	1105	430	38.91		178	236		181	231		134	289		132	286	
Dan Ave B 3006	422	104	24.64		37	64		28	67		33	63		30	70	
Dan Ave B - Vote by Mail	422	187	44.31		73	108		70	110		64	121		39	143	
Rosser 3007	88	0	0.00		0	0		0	0		0	0		0	0	
Rosser - Vote by Mail	88	67	76.14		14	41		29	29		25	38		11	53	
Arboga Schl 3008	589	157	26.66		65	81		70	77		52	96		46	101	
Arboga Schl - Vote by Mail	589	268	45.50		110	150		131	121		102	161		74	183	
Cobblestone Schl 4001	1250	314	25.12		129	153		113	178		134	167		87	213	
Cobblestone Schl - Vote by Mail	1250	697	55.76		281	376		314	352		271	391		174	496	
RDO Schl A 4002	1109	285	25.70		104	144		111	151		94	167		71	194	
RDO Schl A - Vote by Mail	1109	613	55.28		222	335		232	352		198	380		140	450	
RDO Schl B 4003	877	231	26.34		94	119		103	111		89	129		54	165	
RDO Schl B - Vote by Mail	877	451	51.43		177	235		186	229		150	262		105	314	
Smartsville 4004	193	0	0.00		0	0		0	0		0	0		0	0	
Smartsville - Vote by Mail	193	148	76.68		56	77		47	95		38	103		34	110	
Beale AFB 4005	207	0	0.00		0	0		0	0		0	0		0	0	
Beale AFB - Vote by Mail	207	104	50.24		51	37		46	44		44	45		28	61	
Wheatland A 4006	952	310	32.56		102	175		114	178		104	190		84	207	
Wheatland A - Vote by Mail	952	434	45.59		135	257		183	222		144	267		103	311	
Wheatland B 4007	808	231	28.59		78	133		105	118		83	137		64	158	
Wheatland B - Vote by Mail	808	395	48.89		130	219		166	195		122	233		85	284	
Wheatland C 4008	786	244	31.04		82	139		64	159		66	164		48	186	
Wheatland C - Vote by Mail	786	384	48.85		117	236		146	227		111	265		68	306	
Riverside Meadows Schl 4009	578	136	23.53		55	71		45	84		50	80		40	95	

CALIFORNIA														
140032														
	Registration	Ballots Cast	Turnout (%)	MEASURE 59 YES	NO		MEASURE 60 YES	NO		MEASURE 61 YES	NO		MEASURE 62 YES	NO
Riverside Meadows Schl - Vote by	578	355	61.42	146	173		141	186		142	188		88	247
D-OH A 5001	529	152	28.73	46	86		44	88		48	87		48	88
D-OH A - Vote by Mail	529	240	45.37	100	125		96	126		71	153		81	148
Challenge 5002	227	0	0.00	0	0		0	0		0	0		0	0
Challenge - Vote by Mail	227	177	77.97	77	84		69	90		67	98		46	119
Rackerby 5003	244	0	0.00	0	0		0	0		0	0		0	0
Rackerby - Vote by Mail	244	175	71.72	63	99		51	112		44	121		44	118
D-OH B 5004	955	279	29.21	130	108		88	147		123	119		126	122
D-OH B - Vote by Mail	955	474	49.63	249	159		187	216		193	223		200	215
Yuba Feather 5005	896	198	22.10	74	113		62	117		59	125		40	143
Yuba Feather - Vote by Mail	896	464	51.79	167	271		192	239		161	285		101	342
Johl Station 5006	710	144	20.28	40	87		38	96		41	95		25	111
Johl Station - Vote by Mail	710	402	56.62	144	220		149	223		122	254		92	288
Loma Rica A 5007	680	201	29.56	67	116		68	119		58	125		46	140
Loma Rica A - Vote by Mail	680	319	46.91	102	184		97	195		80	214		59	238
Loma Rica B 5008	760	201	26.45	67	122		68	119		46	147		35	155
Loma Rica B - Vote by Mail	760	396	52.11	129	247		130	243		111	266		73	310
Hallwood 5009	674	204	30.27	52	139		62	126		60	133		42	152
Hallwood - Vote by Mail	674	323	47.92	96	198		95	197		64	239		49	253
Calvary A 5010	984	260	26.42	76	159		67	178		61	185		61	183
Calvary A - Vote by Mail	984	523	53.15	187	299		178	303		147	349		123	380
Calvary B 5011	886	231	26.07	78	139		71	145		65	157		53	169
Calvary B - Vote by Mail	886	544	61.40	208	295		177	329		165	342		118	398
Bible Baptist 5012	692	165	23.84	43	106		57	96		47	108		28	127
Bible Baptist - Vote by Mail	692	301	43.50	101	174		139	138		111	169		78	204
Goldfields 5013	210	0	0.00	0	0		0	0		0	0		0	0
Goldfields - Vote by Mail	210	165	78.57	82	70		51	98		51	101		57	98
Camptonville 5014	448	104	23.21	53	38		34	59		52	41		41	56
Camptonville - Vote by Mail	448	234	52.23	125	83		84	127		110	104		79	137
Precinct Totals	33694	8350	24.78	3067	4502		3239	4458		2864	4953		2321	5489
Vote by Mail Totals	33694	15208	45.14	5861	8144		6308	7826		5080	9245		3945	10437
Grand Totals	33694	23558	69.92	8928	12646		9547	12284		7944	14198		6266	15926
3RD CONGRESSIONAL	33694	23558	69.92	8928	12646		9547	12284		7944	14198		6266	15926
4TH SENATE	33694	23558	69.92	8928	12646		9547	12284		7944	14198		6266	15926
3RD ASSEMBLY	33694	23558	69.92	8928	12646		9547	12284		7944	14198		6266	15926
1ST EQUALIZATION	33694	23558	69.92	8928	12646		9547	12284		7944	14198		6266	15926
SUPERVISOR - 1ST	5861	3650	62.28	1431	1918		1664	1711		1318	2093		1052	2358
SUPERVISOR - 2ND	6353	4039	63.58	1573	2099		1794	1960		1382	2439		1192	2607
SUPERVISOR - 3RD	5825	3661	62.85	1409	2029		1619	1806		1247	2258		1004	2470
SUPERVISOR - 4TH	6760	5332	78.88	1959	2879		2116	2881		1840	3168		1273	3797
SUPERVISOR - 5TH	8895	6876	77.30	2556	3721		2354	3926		2157	4240		1745	4694
YUBA COUNTY	33694	23558	69.92	8928	12646		9547	12284		7944	14198		6266	15926
CITY OF MARYSVILLE	5401	3516	65.10	1361	1833		1518	1750		1176	2148		1015	2293
CITY OF WHEATLAND	1760	1370	77.84	445	784		568	713		453	827		336	960
UNINCORPORATED	26533	18672	70.37	7122	10029		7461	9821		6315	11223		4915	12673

140032	CALIFORNIA														
	Registration	Ballots Cast	Turnout (%)		MEASURE 59 YES	NO		MEASURE 60 YES	NO		MEASURE 61 YES	NO		MEASURE 62 YES	NO
New Life 1001	933	201	21.54		92	93		93	93		80	113		66	125
New Life - Vote by Mail	933	293	31.40		119	161		142	135		108	170		86	190
Edgewater A 1002	805	216	26.83		89	105		92	95		78	122		63	132
Edgewater A - Vote by Mail	805	357	44.35		126	201		152	178		118	221		100	237
FRC A 1003	581	124	21.34		49	63		59	58		41	74		37	75
FRC A - Vote by Mail	581	166	28.57		61	101		87	71		67	91		49	111
FRC B 1004	1137	211	18.56		72	123		108	87		80	112		71	123
FRC B - Vote by Mail	1137	364	32.01		158	178		179	157		138	202		107	233
FRC C 1005	480	103	21.46		38	60		55	42		38	59		27	70
FRC C - Vote by Mail	480	199	41.46		75	104		102	84		68	115		66	123
FRC D 1006	674	153	22.70		44	95		75	69		46	99		46	99
FRC D - Vote by Mail	674	284	42.14		114	152		131	139		97	172		73	197
Edgewater B 1007	1251	368	29.42		131	184		149	181		139	190		101	230
Edgewater B - Vote by Mail	1251	611	48.84		263	298		240	322		220	353		160	413
Word of Life A 2001	771	206	26.72		83	105		85	109		58	137		58	136
Word of Life A - Vote by Mail	771	322	41.76		124	167		144	153		85	217		71	231
First Pres 2002	883	250	28.31		91	128		94	133		93	139		71	161
First Pres - Vote by Mail	883	358	40.54		135	191		149	185		118	224		92	245
Word of Life B 2003	1040	237	22.79		93	119		96	126		98	131		79	144
Word of Life B - Vote by Mail	1040	412	39.62		154	227		178	203		112	283		109	280
Govt Ctr A 2004	910	239	26.26		98	130		102	126		93	143		74	158
Govt Ctr A - Vote by Mail	910	401	44.07		154	212		184	190		127	254		115	265
Govt Ctr B 2005	911	233	25.58		93	112		92	122		76	135		65	146
Govt Ctr B - Vote by Mail	911	342	37.54		143	161		152	168		120	194		124	197
Cedar Lane 2006	952	213	22.37		95	102		107	93		86	118		77	128
Cedar Lane - Vote by Mail	952	310	32.56		117	164		169	117		120	173		100	186
Govt Ctr C 2007	886	167	18.85		60	94		71	87		63	96		49	110
Govt Ctr C - Vote by Mail	886	349	39.39		133	187		171	148		133	195		108	220
OPUD 3001	850	223	26.24		89	114		108	94		80	125		72	128
OPUD - Vote by Mail	850	261	30.71		104	143		118	118		87	161		58	184
Olivehurst Com Ctr 3002	813	224	27.55		69	128		92	112		86	122		71	135
Olivehurst Com Ctr - Vote by Mail	813	244	30.01		94	136		111	119		87	142		87	165
Johnson Park Schol 3003	922	262	28.42		88	157		100	149		76	174		74	176
Johnson Park Schol - Vote by Mail	922	327	35.47		133	184		175	144		111	215		96	227
Airport 3004	1036	269	25.97		114	143		123	134		94	169		68	190
Airport - Vote by Mail	1036	338	32.63		134	189		157	166		122	202		83	241
Dan Ave A 3005	1105	300	27.15		107	155		126	135		94	180		83	188
Dan Ave A - Vote by Mail	1105	430	38.91		178	236		181	231		134	269		132	286
Dan Ave B 3006	422	104	24.64		37	64		28	67		33	63		30	70
Dan Ave B - Vote by Mail	422	187	44.31		73	108		70	110		64	121		39	143
Rosser 3007	88	0	0.00		0	0		0	0		0	0		0	0
Rosser - Vote by Mail	88	67	76.14		14	41		29	29		25	38		11	53
Arboga Schl 3008	589	157	26.66		65	81		70	77		52	96		46	101
Arboga Schl - Vote by Mail	589	268	45.50		110	150		131	121		102	161		74	183
Cobblestone Schl 4001	1250	314	25.12		129	153		113	178		134	167		87	213
Cobblestone Schl - Vote by Mail	1250	697	55.76		281	376		314	352		271	391		174	496
RDO Schl A 4002	1109	285	25.70		104	144		111	151		94	167		71	194
RDO Schl A - Vote by Mail	1109	613	55.28		222	335		232	352		198	380		140	450
RDO Schl B 4003	877	231	26.34		94	119		103	111		89	129		54	165
RDO Schl B - Vote by Mail	877	451	51.43		177	235		186	229		150	262		105	314
Smartsville 4004	193	0	0.00		0	0		0	0		0	0		0	0
Smartsville - Vote by Mail	193	148	76.68		56	77		47	95		38	103		34	110
Beale AFB 4005	207	0	0.00		0	0		0	0		0	0		0	0
Beale AFB - Vote by Mail	207	104	50.24		51	37		46	44		44	45		28	61
Wheatland A 4006	952	310	32.56		102	175		114	178		104	190		84	207
Wheatland A - Vote by Mail	952	434	45.59		135	257		183	222		144	267		103	311
Wheatland B 4007	808	231	28.59		78	133		105	118		83	137		64	158
Wheatland B - Vote by Mail	808	395	48.89		130	219		166	195		122	233		85	284
Wheatland C 4008	786	244	31.04		82	139		64	159		66	164		48	186
Wheatland C - Vote by Mail	786	384	48.85		117	236		146	227		111	265		68	306
Riverside Meadows Schl 4009	578	136	23.53		55	71		45	84		50	80		40	95

140032	CALIFORNIA													
	Registration	Ballots Cast	Turnout (%)	MEASURE 59 YES	NO	MEASURE 60 YES	NO	MEASURE 61 YES	NO	MEASURE 62 YES	NO			
Riverside Meadows Schl - Vote by	578	355	61.42	146	173	141	186	142	188	88	247			
D-OH A 5001	529	152	28.73	46	86	44	88	48	87	48	88			
D-OH A - Vote by Mail	529	240	45.37	100	125	96	126	71	153	81	148			
Challenge 5002	227	0	0.00	0	0	0	0	0	0	0	0			
Challenge - Vote by Mail	227	177	77.97	77	84	69	90	67	98	46	119			
Rackerby 5003	244	0	0.00	0	0	0	0	0	0	0	0			
Rackerby - Vote by Mail	244	175	71.72	63	99	51	112	44	121	44	118			
D-OH B 5004	955	279	29.21	130	108	88	147	123	119	126	122			
D-OH B - Vote by Mail	955	474	49.63	249	159	187	216	193	223	200	215			
Yuba Feather 5005	896	198	22.10	74	113	62	117	59	125	40	143			
Yuba Feather - Vote by Mail	896	464	51.79	167	271	192	239	161	285	101	342			
Johl Station 5006	710	144	20.28	40	87	38	96	41	95	25	111			
Johl Station - Vote by Mail	710	402	56.62	144	220	149	223	122	254	92	288			
Loma Rica A 5007	680	201	29.56	67	116	68	119	58	125	46	140			
Loma Rica A - Vote by Mail	680	319	46.91	102	184	97	195	80	214	59	238			
Loma Rica B 5008	760	201	26.45	67	122	68	119	46	147	35	155			
Loma Rica B - Vote by Mail	760	396	52.11	129	247	130	243	111	266	73	310			
Hallwood 5009	674	204	30.27	52	139	62	126	60	133	42	152			
Hallwood - Vote by Mail	674	323	47.92	96	198	95	197	64	239	49	253			
Calvary A 5010	984	260	26.42	76	159	67	178	61	185	61	183			
Calvary A - Vote by Mail	984	523	53.15	187	299	178	303	147	349	123	380			
Calvary B 5011	886	231	26.07	78	139	71	145	65	157	53	169			
Calvary B - Vote by Mail	886	544	61.40	208	295	177	329	165	342	118	398			
Bible Baptist 5012	692	165	23.84	43	106	57	96	47	108	28	127			
Bible Baptist - Vote by Mail	692	301	43.50	101	174	139	138	111	169	78	204			
Goldfields 5013	210	0	0.00	0	0	0	0	0	0	0	0			
Goldfields - Vote by Mail	210	165	78.57	82	70	51	98	51	101	57	98			
Camptonville 5014	448	104	23.21	53	38	34	59	52	41	41	56			
Camptonville - Vote by Mail	448	234	52.23	125	83	84	127	110	104	79	137			
Precinct Totals	33694	8350	24.78	3067	4502	3239	4458	2864	4953	2321	5489			
Vote by Mail Totals	33694	15208	45.14	5861	8144	6308	7826	5080	9245	3945	10437			
Grand Totals	33694	23558	69.92	8928	12646	9547	12284	7944	14198	6266	15926			
3RD CONGRESSIONAL	33694	23558	69.92	8928	12646	9547	12284	7944	14198	6266	15926			
4TH SENATE	33694	23558	69.92	8928	12646	9547	12284	7944	14198	6266	15926			
3RD ASSEMBLY	33694	23558	69.92	8928	12646	9547	12284	7944	14198	6266	15926			
1ST EQUALIZATION	33694	23558	69.92	8928	12646	9547	12284	7944	14198	6266	15926			
SUPERVISOR - 1ST	5861	3650	62.28	1431	1918	1664	1711	1318	2093	1052	2358			
SUPERVISOR - 2ND	6353	4039	63.58	1573	2099	1794	1960	1382	2439	1192	2607			
SUPERVISOR - 3RD	5825	3661	62.85	1409	2029	1619	1806	1247	2258	1004	2470			
SUPERVISOR - 4TH	6760	5332	78.88	1959	2879	2116	2881	1840	3168	1273	3797			
SUPERVISOR - 5TH	8895	6876	77.30	2556	3721	2354	3926	2157	4240	1745	4694			
YUBA COUNTY	33694	23558	69.92	8928	12646	9547	12284	7944	14198	6266	15926			
CITY OF MARYSVILLE	5401	3516	65.10	1361	1833	1518	1750	1176	2148	1015	2293			
CITY OF WHEATLAND	1760	1370	77.84	445	784	568	713	453	827	336	960			
UNINCORPORATED	26533	18672	70.37	7122	10029	7461	9821	6315	11223	4915	12673			

CALIFORNIA													
140032	Registration	Ballots Cast	Turnout (%)	MEASURE 59 YES	NO	MEASURE 60 YES	NO	MEASURE 61 YES	NO	MEASURE 62 YES	NO		
New Life 1001	933	201	21.54	92	93	93	93	80	113	66	125		
New Life - Vote by Mail	933	293	31.40	119	161	142	135	108	170	86	190		
Edgewater A 1002	805	216	26.83	89	105	92	95	78	122	63	132		
Edgewater A - Vote by Mail	805	357	44.35	126	201	152	178	118	221	100	237		
FRC A 1003	581	124	21.34	49	63	59	58	41	74	37	75		
FRC A - Vote by Mail	581	166	28.57	61	101	87	71	67	91	49	111		
FRC B 1004	1137	211	18.56	72	123	108	87	80	112	71	123		
FRC B - Vote by Mail	1137	364	32.01	158	178	179	157	138	202	107	233		
FRC C 1005	480	103	21.46	38	60	55	42	38	59	27	70		
FRC C - Vote by Mail	480	199	41.46	75	104	102	84	68	115	66	123		
FRC D 1006	674	153	22.70	44	95	75	69	46	99	46	99		
FRC D - Vote by Mail	674	284	42.14	114	152	131	139	97	172	73	197		
Edgewater B 1007	1251	368	29.42	131	184	149	181	139	190	101	230		
Edgewater B - Vote by Mail	1251	611	48.84	263	298	240	322	220	353	160	413		
Word of Life A 2001	771	206	26.72	83	105	85	109	58	137	58	136		
Word of Life A - Vote by Mail	771	322	41.76	124	167	144	153	85	217	71	231		
First Pres 2002	883	250	28.31	91	128	94	133	93	139	71	161		
First Pres - Vote by Mail	883	358	40.54	135	191	149	185	118	224	92	245		
Word of Life B 2003	1040	237	22.79	93	119	96	126	98	131	79	144		
Word of Life B - Vote by Mail	1040	412	39.62	154	227	178	203	112	283	109	280		
Govt Ctr A 2004	910	239	26.26	98	130	102	126	93	143	74	158		
Govt Ctr A - Vote by Mail	910	401	44.07	154	212	184	190	127	254	115	265		
Govt Ctr B 2005	911	233	25.58	93	112	92	122	76	135	65	146		
Govt Ctr B - Vote by Mail	911	342	37.54	143	161	152	168	120	194	124	197		
Cedar Lane 2006	952	213	22.37	95	102	107	93	86	118	77	128		
Cedar Lane - Vote by Mail	952	310	32.56	117	164	169	117	120	173	100	186		
Govt Ctr C 2007	886	167	18.85	60	94	71	87	63	96	49	110		
Govt Ctr C - Vote by Mail	886	349	39.39	133	187	171	148	133	195	108	220		
OPUD 3001	850	223	26.24	89	114	108	94	80	125	72	128		
OPUD - Vote by Mail	850	261	30.71	104	143	118	118	87	161	58	184		
Olivehurst Com Ctr 3002	813	224	27.55	69	128	92	112	86	122	71	135		
Olivehurst Com Ctr - Vote by Mail	813	244	30.01	94	136	111	119	87	142	67	165		
Johnson Park Schol 3003	922	262	28.42	88	157	100	149	76	174	74	176		
Johnson Park Schol - Vote by Mail	922	327	35.47	133	184	175	144	111	215	96	227		
Airport 3004	1036	269	25.97	114	143	123	134	94	169	68	190		
Airport - Vote by Mail	1036	338	32.63	134	189	157	166	122	202	83	241		
Dan Ave A 3005	1105	300	27.15	107	155	126	135	94	180	83	188		
Dan Ave A - Vote by Mail	1105	430	38.91	178	236	181	231	134	289	132	286		
Dan Ave B 3006	422	104	24.64	37	64	28	67	33	63	30	70		
Dan Ave B - Vote by Mail	422	187	44.31	73	108	70	110	64	121	39	143		
Rosser 3007	88	0	0.00	0	0	0	0	0	0	0	0		
Rosser - Vote by Mail	88	67	76.14	14	41	29	29	25	38	11	53		
Arboga Schl 3008	589	157	26.66	65	81	70	77	52	96	46	101		
Arboga Schl - Vote by Mail	589	268	45.50	110	150	131	121	102	161	74	183		
Cobblestone Schl 4001	1250	314	25.12	129	153	113	178	134	167	87	213		
Cobblestone Schl - Vote by Mail	1250	697	55.76	281	376	314	352	271	391	174	496		
RDO Schl A 4002	1109	285	25.70	104	144	111	151	94	167	71	194		
RDO Schl A - Vote by Mail	1109	613	55.28	222	335	232	352	198	380	140	450		
RDO Schl B 4003	877	231	26.34	94	119	103	111	89	129	54	165		
RDO Schl B - Vote by Mail	877	451	51.43	177	235	186	229	150	262	105	314		
Smartsville 4004	193	0	0.00	0	0	0	0	0	0	0	0		
Smartsville - Vote by Mail	193	148	76.68	56	77	47	95	38	103	34	110		
Beale AFB 4005	207	0	0.00	0	0	0	0	0	0	0	0		
Beale AFB - Vote by Mail	207	104	50.24	51	37	46	44	44	45	28	61		
Wheatland A 4006	952	310	32.56	102	175	114	178	104	190	84	207		
Wheatland A - Vote by Mail	952	434	45.59	135	257	183	222	144	267	103	311		
Wheatland B 4007	808	231	28.59	78	133	105	118	83	137	64	158		
Wheatland B - Vote by Mail	808	395	48.89	130	219	166	195	122	233	85	284		
Wheatland C 4008	786	244	31.04	82	139	64	159	66	164	48	186		
Wheatland C - Vote by Mail	786	384	48.85	117	236	146	227	111	265	68	306		
Riverside Meadows Schl 4009	578	136	23.53	55	71	45	84	50	80	40	95		

CALIFORNIA																
140032																
	Registration	Ballots Cast	Turnout (%)		MEASURE 59 YES	NO		MEASURE 60 YES	NO		MEASURE 61 YES	NO		MEASURE 62 YES	NO	
Riverside Meadows Schl - Vote by	578	355	61.42		146	173		141	186		142	188		88	247	
D-OH A 5001	529	152	28.73		46	86		44	88		48	87		48	88	
D-OH A - Vote by Mail	529	240	45.37		100	125		96	126		71	153		81	148	
Challenge 5002	227	0	0.00		0	0		0	0		0	0		0	0	
Challenge - Vote by Mail	227	177	77.97		77	84		69	90		67	98		46	119	
Rackerby 5003	244	0	0.00		0	0		0	0		0	0		0	0	
Rackerby - Vote by Mail	244	175	71.72		63	99		51	112		44	121		44	118	
D-OH B 5004	955	279	29.21		130	108		88	147		123	119		126	122	
D-OH B - Vote by Mail	955	474	49.63		249	159		187	216		193	223		200	215	
Yuba Feather 5005	896	198	22.10		74	113		62	117		59	125		40	143	
Yuba Feather - Vote by Mail	896	464	51.79		167	271		192	239		161	285		101	342	
Johl Station 5006	710	144	20.28		40	87		38	96		41	95		25	111	
Johl Station - Vote by Mail	710	402	56.62		144	220		149	223		122	254		92	288	
Loma Rica A 5007	680	201	29.56		67	116		68	119		58	125		46	140	
Loma Rica A - Vote by Mail	680	319	46.91		102	184		97	195		80	214		59	238	
Loma Rica B 5008	760	201	26.45		67	122		68	119		46	147		35	155	
Loma Rica B - Vote by Mail	760	396	52.11		129	247		130	243		111	266		73	310	
Hallwood 5009	674	204	30.27		52	139		62	126		60	133		42	152	
Hallwood - Vote by Mail	674	323	47.92		96	198		95	197		64	239		49	253	
Calvary A 5010	984	260	26.42		76	159		67	178		61	185		61	183	
Calvary A - Vote by Mail	984	523	53.15		187	299		178	303		147	349		123	380	
Calvary B 5011	886	231	26.07		78	139		71	145		65	157		53	169	
Calvary B - Vote by Mail	886	544	61.40		208	295		177	329		165	342		118	398	
Bible Baptist 5012	692	165	23.84		43	106		57	96		47	108		28	127	
Bible Baptist - Vote by Mail	692	301	43.50		101	174		139	138		111	169		78	204	
Goldfields 5013	210	0	0.00		0	0		0	0		0	0		0	0	
Goldfields - Vote by Mail	210	165	78.57		82	70		51	98		51	101		57	98	
Camptonville 5014	448	104	23.21		53	38		34	59		52	41		41	56	
Camptonville - Vote by Mail	448	234	52.23		125	83		84	127		110	104		79	137	
Precinct Totals	33694	8350	24.78		3067	4502		3239	4458		2864	4953		2321	5489	
Vote by Mail Totals	33694	15208	45.14		5861	8144		6308	7826		5080	9245		3945	10437	
Grand Totals	33694	23558	69.92		8928	12646		9547	12284		7944	14198		6266	15926	
3RD CONGRESSIONAL	33694	23558	69.92		8928	12646		9547	12284		7944	14198		6266	15926	
4TH SENATE	33694	23558	69.92		8928	12646		9547	12284		7944	14198		6266	15926	
3RD ASSEMBLY	33694	23558	69.92		8928	12646		9547	12284		7944	14198		6266	15926	
1ST EQUALIZATION	33694	23558	69.92		8928	12646		9547	12284		7944	14198		6266	15926	
SUPERVISOR - 1ST	5861	3650	62.28		1431	1918		1664	1711		1318	2093		1052	2358	
SUPERVISOR - 2ND	6353	4039	63.58		1573	2099		1794	1960		1382	2439		1192	2607	
SUPERVISOR - 3RD	5825	3661	62.85		1409	2029		1619	1806		1247	2258		1004	2470	
SUPERVISOR - 4TH	6760	5332	78.88		1959	2879		2116	2881		1840	3168		1273	3797	
SUPERVISOR - 5TH	8895	6876	77.30		2556	3721		2354	3926		2157	4240		1745	4694	
YUBA COUNTY	33694	23558	69.92		8928	12646		9547	12284		7944	14198		6266	15926	
CITY OF MARYSVILLE	5401	3516	65.10		1361	1833		1518	1750		1176	2148		1015	2293	
CITY OF WHEATLAND	1760	1370	77.84		445	784		568	713		453	827		336	960	
UNINCORPORATED	26533	18672	70.37		7122	10029		7461	9821		6315	11223		4915	12673	

140032	CALIFORNIA											
	Registration	Ballots Cast	Turnout (%)	MEASURE 59 YES	NO	MEASURE 60 YES	NO	MEASURE 61 YES	NO	MEASURE 62 YES	NO	
New Life 1001	933	201	21.54	92	93	93	93	80	113	66	125	
New Life - Vote by Mail	933	293	31.40	119	161	142	135	108	170	86	190	
Edgewater A 1002	805	216	26.83	89	105	92	95	78	122	63	132	
Edgewater A - Vote by Mail	805	357	44.35	126	201	152	178	118	221	100	237	
FRC A 1003	581	124	21.34	49	63	59	58	41	74	37	75	
FRC A - Vote by Mail	581	166	28.57	61	101	87	71	67	91	49	111	
FRC B 1004	1137	211	18.56	72	123	108	87	80	112	71	123	
FRC B - Vote by Mail	1137	364	32.01	158	178	179	157	138	202	107	233	
FRC C 1005	480	103	21.46	38	60	55	42	38	59	27	70	
FRC C - Vote by Mail	480	199	41.46	75	104	102	84	68	115	66	123	
FRC D 1006	674	153	22.70	44	95	75	69	46	99	46	99	
FRC D - Vote by Mail	674	284	42.14	114	152	131	139	97	172	73	197	
Edgewater B 1007	1251	368	29.42	131	184	149	181	139	190	101	230	
Edgewater B - Vote by Mail	1251	611	48.84	263	298	240	322	220	353	160	413	
Word of Life A 2001	771	206	26.72	83	105	85	109	58	137	58	136	
Word of Life A - Vote by Mail	771	322	41.76	124	167	144	153	85	217	71	231	
First Pres 2002	883	250	28.31	91	128	94	133	93	139	71	161	
First Pres - Vote by Mail	883	358	40.54	135	191	149	185	118	224	92	245	
Word of Life B 2003	1040	237	22.79	93	119	96	126	98	131	79	144	
Word of Life B - Vote by Mail	1040	412	39.62	154	227	178	203	112	283	109	280	
Govt Ctr A 2004	910	239	26.26	98	130	102	126	93	143	74	158	
Govt Ctr A - Vote by Mail	910	401	44.07	154	212	184	190	127	254	115	265	
Govt Ctr B 2005	911	233	25.58	93	112	92	122	76	135	65	146	
Govt Ctr B - Vote by Mail	911	342	37.54	143	161	152	168	120	194	124	197	
Cedar Lane 2006	952	213	22.37	95	102	107	93	86	118	77	128	
Cedar Lane - Vote by Mail	952	310	32.56	117	164	169	117	120	173	100	186	
Govt Ctr C 2007	886	167	18.85	60	94	71	87	63	96	49	110	
Govt Ctr C - Vote by Mail	886	349	39.39	133	187	171	148	133	195	108	220	
OPUD 3001	850	223	26.24	89	114	108	94	80	125	72	128	
OPUD - Vote by Mail	850	261	30.71	104	143	118	118	87	161	58	184	
Olivehurst Com Ctr 3002	813	224	27.55	69	128	92	112	86	122	71	135	
Olivehurst Com Ctr - Vote by Mail	813	244	30.01	94	136	111	119	87	142	67	165	
Johnson Park Schol 3003	922	262	28.42	88	157	100	149	76	174	74	176	
Johnson Park Schol - Vote by Mail	922	327	35.47	133	184	175	144	111	215	96	227	
Airport 3004	1036	269	25.97	114	143	123	134	94	169	68	190	
Airport - Vote by Mail	1036	338	32.63	134	189	157	166	122	202	83	241	
Dan Ave A 3005	1105	300	27.15	107	155	126	135	94	180	83	188	
Dan Ave A - Vote by Mail	1105	430	38.91	178	236	181	231	134	289	132	286	
Dan Ave B 3006	422	104	24.64	37	64	28	67	33	63	30	70	
Dan Ave B - Vote by Mail	422	187	44.31	73	108	70	110	64	121	39	143	
Rosser 3007	88	0	0.00	0	0	0	0	0	0	0	0	
Rosser - Vote by Mail	88	67	76.14	14	41	29	29	25	38	11	53	
Arboga Schl 3008	589	157	26.66	65	81	70	77	52	96	46	101	
Arboga Schl - Vote by Mail	589	268	45.50	110	150	131	121	102	161	74	183	
Cobblestone Schl 4001	1250	314	25.12	129	153	113	178	134	167	87	213	
Cobblestone Schl - Vote by Mail	1250	697	55.76	281	376	314	352	271	391	174	496	
RDO Schl A 4002	1109	285	25.70	104	144	111	151	94	167	71	194	
RDO Schl A - Vote by Mail	1109	613	55.28	222	335	232	352	198	380	140	450	
RDO Schl B 4003	877	231	26.34	94	119	103	111	89	129	54	165	
RDO Schl B - Vote by Mail	877	451	51.43	177	235	186	229	150	262	105	314	
Smartsville 4004	193	0	0.00	0	0	0	0	0	0	0	0	
Smartsville - Vote by Mail	193	148	76.68	56	77	47	95	38	103	34	110	
Beale AFB 4005	207	0	0.00	0	0	0	0	0	0	0	0	
Beale AFB - Vote by Mail	207	104	50.24	51	37	46	44	44	45	28	61	
Wheatland A 4006	952	310	32.56	102	175	114	178	104	190	84	207	
Wheatland A - Vote by Mail	952	434	45.59	135	257	183	222	144	267	103	311	
Wheatland B 4007	808	231	28.59	78	133	105	118	83	137	64	158	
Wheatland B - Vote by Mail	808	395	48.89	130	219	166	195	122	233	85	284	
Wheatland C 4008	786	244	31.04	82	139	64	159	66	164	48	186	
Wheatland C - Vote by Mail	786	384	48.85	117	236	146	227	111	265	68	306	
Riverside Meadows Schl 4009	578	136	23.53	55	71	45	84	50	80	40	95	

CALIFORNIA													
140032	Registration	Ballots Cast	Turnout (%)	MEASURE 59 YES	NO	MEASURE 60 YES	NO	MEASURE 61 YES	NO	MEASURE 62 YES	NO		
Riverside Meadows Schl - Vote by	578	355	61.42	146	173	141	186	142	188	88	247		
D-OH A 5001	529	152	28.73	46	86	44	88	48	87	48	88		
D-OH A - Vote by Mail	529	240	45.37	100	125	96	126	71	153	81	148		
Challenge 5002	227	0	0.00	0	0	0	0	0	0	0	0		
Challenge - Vote by Mail	227	177	77.97	77	84	69	90	67	98	46	119		
Rackerby 5003	244	0	0.00	0	0	0	0	0	0	0	0		
Rackerby - Vote by Mail	244	175	71.72	63	99	51	112	44	121	44	118		
D-OH B 5004	955	279	29.21	130	108	88	147	123	119	126	122		
D-OH B - Vote by Mail	955	474	49.63	249	159	187	216	193	223	200	215		
Yuba Feather 5005	896	198	22.10	74	113	62	117	59	125	40	143		
Yuba Feather - Vote by Mail	896	464	51.79	167	271	192	239	161	285	101	342		
Johl Station 5006	710	144	20.28	40	87	38	96	41	95	25	111		
Johl Station - Vote by Mail	710	402	56.62	144	220	149	223	122	254	92	288		
Loma Rica A 5007	680	201	29.56	67	116	68	119	58	125	46	140		
Loma Rica A - Vote by Mail	680	319	46.91	102	184	97	195	80	214	59	238		
Loma Rica B 5008	760	201	26.45	67	122	68	119	46	147	35	155		
Loma Rica B - Vote by Mail	760	396	52.11	129	247	130	243	111	266	73	310		
Hallwood 5009	674	204	30.27	52	139	62	126	60	133	42	152		
Hallwood - Vote by Mail	674	323	47.92	96	198	95	197	64	239	49	253		
Calvary A 5010	984	260	26.42	76	159	67	178	61	185	61	183		
Calvary A - Vote by Mail	984	523	53.15	187	299	178	303	147	349	123	380		
Calvary B 5011	886	231	26.07	78	139	71	145	65	157	53	169		
Calvary B - Vote by Mail	886	544	61.40	208	295	177	329	165	342	118	398		
Bible Baptist 5012	692	165	23.84	43	106	57	96	47	108	28	127		
Bible Baptist - Vote by Mail	692	301	43.50	101	174	139	138	111	169	78	204		
Goldfields 5013	210	0	0.00	0	0	0	0	0	0	0	0		
Goldfields - Vote by Mail	210	165	78.57	82	70	51	98	51	101	57	98		
Camptonville 5014	448	104	23.21	53	38	34	59	52	41	41	56		
Camptonville - Vote by Mail	448	234	52.23	125	83	84	127	110	104	79	137		
Precinct Totals	33694	8350	24.78	3067	4502	3239	4458	2864	4953	2321	5489		
Vote by Mail Totals	33694	15208	45.14	5861	8144	6308	7826	5080	9245	3945	10437		
Grand Totals	33694	23558	69.92	8928	12646	9547	12284	7944	14198	6266	15926		
3RD CONGRESSIONAL	33694	23558	69.92	8928	12646	9547	12284	7944	14198	6266	15926		
4TH SENATE	33694	23558	69.92	8928	12646	9547	12284	7944	14198	6266	15926		
3RD ASSEMBLY	33694	23558	69.92	8928	12646	9547	12284	7944	14198	6266	15926		
1ST EQUALIZATION	33694	23558	69.92	8928	12646	9547	12284	7944	14198	6266	15926		
SUPERVISOR - 1ST	5861	3650	62.28	1431	1918	1664	1711	1318	2093	1052	2358		
SUPERVISOR - 2ND	6353	4039	63.58	1573	2099	1794	1960	1382	2439	1192	2607		
SUPERVISOR - 3RD	5825	3661	62.85	1409	2029	1619	1806	1247	2258	1004	2470		
SUPERVISOR - 4TH	6760	5332	78.88	1959	2879	2116	2881	1840	3168	1273	3797		
SUPERVISOR - 5TH	8895	6876	77.30	2556	3721	2354	3926	2157	4240	1745	4694		
YUBA COUNTY	33694	23558	69.92	8928	12646	9547	12284	7944	14198	6266	15926		
CITY OF MARYSVILLE	5401	3516	65.10	1361	1833	1518	1750	1176	2148	1015	2293		
CITY OF WHEATLAND	1760	1370	77.84	445	784	568	713	453	827	336	960		
UNINCORPORATED	26533	18672	70.37	7122	10029	7461	9821	6315	11223	4915	12673		

140036	CALIFORNIA											
	Registration	Ballots Cast	Turnout (%)	MEASURE 63 YES	NO	MEASURE 64 YES	NO	MEASURE 65 YES	NO	MEASURE 66 YES	NO	
New Life 1001	933	201	21.54	75	116	109	87	73	115	101	83	
New Life - Vote by Mail	933	293	31.40	108	165	155	129	100	178	160	118	
Edgewater A 1002	805	216	26.83	98	99	99	106	81	115	99	91	
Edgewater A - Vote by Mail	805	357	44.35	150	196	187	159	129	203	162	165	
FRC A 1003	581	124	21.34	41	77	73	47	45	71	50	64	
FRC A - Vote by Mail	581	166	28.57	62	97	90	70	69	88	91	61	
FRC B 1004	1137	211	18.56	81	118	103	96	77	114	103	86	
FRC B - Vote by Mail	1137	364	32.01	133	212	175	172	127	210	192	140	
FRC C 1005	480	103	21.46	37	60	43	56	38	59	52	44	
FRC C - Vote by Mail	480	199	41.46	76	110	97	90	59	125	93	86	
FRC D 1006	674	153	22.70	62	86	69	80	56	88	75	69	
FRC D - Vote by Mail	674	284	42.14	114	155	123	147	92	173	139	126	
Edgewater B 1007	1251	368	29.42	142	192	168	177	126	203	174	141	
Edgewater B - Vote by Mail	1251	611	48.84	225	360	299	290	231	346	328	217	
Word of Life A 2001	771	206	26.72	76	122	81	114	56	140	128	63	
Word of Life A - Vote by Mail	771	322	41.76	105	195	136	171	100	201	166	129	
First Pres 2002	883	250	28.31	84	153	99	139	75	155	132	87	
First Pres - Vote by Mail	883	358	40.54	128	210	152	187	133	207	186	140	
Word of Life B 2003	1040	237	22.79	88	133	128	105	84	138	112	100	
Word of Life B - Vote by Mail	1040	412	39.62	152	238	207	192	140	250	214	164	
Govt Ctr A 2004	910	239	26.26	102	134	113	122	79	152	134	89	
Govt Ctr A - Vote by Mail	910	401	44.07	145	237	200	185	127	243	230	142	
Govt Ctr B 2005	911	233	25.58	93	122	114	107	76	136	105	99	
Govt Ctr B - Vote by Mail	911	342	37.54	155	168	194	134	120	204	176	130	
Cedar Lane 2006	952	213	22.37	72	130	108	96	83	116	113	85	
Cedar Lane - Vote by Mail	952	310	32.56	114	183	152	143	102	187	151	119	
Govt Ctr C 2007	886	167	18.85	65	96	77	85	55	108	70	87	
Govt Ctr C - Vote by Mail	886	349	39.39	149	170	165	163	120	201	191	131	
OPUD 3001	850	223	26.24	88	120	104	108	73	135	121	81	
OPUD - Vote by Mail	850	261	30.71	101	142	119	130	101	141	141	97	
Olivehurst Com Ctr 3002	813	224	27.55	73	133	112	102	63	146	106	93	
Olivehurst Com Ctr - Vote by Mail	813	244	30.01	85	149	131	103	79	154	139	89	
Johnson Park Schol 3003	922	262	28.42	87	165	110	143	66	186	124	122	
Johnson Park Schol - Vote by Mail	922	327	35.47	146	179	179	153	142	179	186	128	
Airport 3004	1036	269	25.97	96	162	113	148	79	179	143	111	
Airport - Vote by Mail	1036	338	32.63	126	203	139	192	128	199	156	165	
Dan Ave A 3005	1105	300	27.15	103	170	144	134	84	184	142	118	
Dan Ave A - Vote by Mail	1105	430	38.91	174	254	207	225	163	259	232	175	
Dan Ave B 3006	422	104	24.64	28	73	42	59	27	70	54	42	
Dan Ave B - Vote by Mail	422	187	44.31	49	137	109	75	52	132	106	71	
Rosser 3007	88	0	0.00	0	0	0	0	0	0	0	0	
Rosser - Vote by Mail	88	67	76.14	14	52	23	42	20	40	30	27	
Arboga Schl 3008	589	157	26.66	53	94	82	66	51	91	82	62	
Arboga Schl - Vote by Mail	589	268	45.50	95	166	135	125	107	153	144	112	
Cobblestone Schl 4001	1250	314	25.12	125	178	143	158	117	184	167	122	
Cobblestone Schl - Vote by Mail	1250	697	55.76	239	434	352	326	302	370	377	270	
RDO Schl A 4002	1109	285	25.70	82	183	134	139	90	169	166	92	
RDO Schl A - Vote by Mail	1109	613	55.28	192	403	274	323	245	337	348	219	
RDO Schl B 4003	877	231	26.34	74	148	100	121	84	135	125	86	
RDO Schl B - Vote by Mail	877	451	51.43	137	290	197	229	179	242	241	165	
Smartsville 4004	193	0	0.00	0	0	0	0	0	0	0	0	
Smartsville - Vote by Mail	193	148	76.68	29	116	65	81	58	82	80	56	
Beale AFB 4005	207	0	0.00	0	0	0	0	0	0	0	0	
Beale AFB - Vote by Mail	207	104	50.24	45	49	57	37	51	41	56	28	
Wheatland A 4006	952	310	32.56	78	219	151	153	83	211	152	122	
Wheatland A - Vote by Mail	952	434	45.59	131	288	216	203	151	252	236	161	
Wheatland B 4007	808	231	28.59	70	156	107	119	67	155	121	96	
Wheatland B - Vote by Mail	808	395	48.89	115	255	170	207	108	256	224	127	
Wheatland C 4008	786	244	31.04	39	199	89	150	66	170	131	92	
Wheatland C - Vote by Mail	786	384	48.85	83	300	138	246	97	269	221	137	
Riverside Meadows Schl 4009	578	136	23.53	51	80	66	69	51	79	70	59	

140036	CALIFORNIA															
	Registration	Ballots Cast	Turnout (%)		MEASURE 63 YES	NO		MEASURE 64 YES	NO		MEASURE 65 YES	NO		MEASURE 66 YES	NO	
Riverside Meadows Schl - Vote by	578	355	61.42		122	210		150	186		141	191		203	118	
D-OH A 5001	529	152	28.73		43	94		52	93		36	100		61	71	
D-OH A - Vote by Mail	529	240	45.37		87	145		129	107		76	151		112	107	
Challenge 5002	227	0	0.00		0	0		0	0		0	0		0	0	
Challenge - Vote by Mail	227	177	77.97		33	131		81	89		66	102		90	72	
Rackerby 5003	244	0	0.00		0	0		0	0		0	0		0	0	
Rackerby - Vote by Mail	244	175	71.72		28	140		59	112		58	109		86	72	
D-OH B 5004	955	279	29.21		117	140		136	131		96	151		91	137	
D-OH B - Vote by Mail	955	474	49.63		226	206		269	169		200	225		193	204	
Yuba Feather 5005	896	198	22.10		36	153		71	119		36	148		98	81	
Yuba Feather - Vote by Mail	896	464	51.79		100	348		207	244		130	312		239	191	
Johl Station 5006	710	144	20.28		30	109		63	80		35	102		68	61	
Johl Station - Vote by Mail	710	402	56.62		103	279		176	207		143	233		209	156	
Loma Rica A 5007	680	201	29.56		33	159		71	121		53	138		108	74	
Loma Rica A - Vote by Mail	680	319	46.91		42	261		109	195		79	218		149	131	
Loma Rica B 5008	760	201	26.45		32	158		71	123		54	136		97	93	
Loma Rica B - Vote by Mail	760	396	52.11		65	320		154	233		102	279		212	161	
Hallwood 5009	674	204	30.27		36	160		56	143		52	138		99	93	
Hallwood - Vote by Mail	674	323	47.92		33	271		86	217		80	224		175	121	
Calvary A 5010	984	260	26.42		41	213		101	153		51	197		136	100	
Calvary A - Vote by Mail	984	523	53.15		92	412		203	298		128	362		306	180	
Calvary B 5011	886	231	26.07		55	171		70	156		55	166		113	106	
Calvary B - Vote by Mail	886	544	61.40		107	415		217	303		158	358		296	204	
Bible Baptist 5012	692	165	23.84		39	119		68	88		37	119		101	51	
Bible Baptist - Vote by Mail	692	301	43.50		102	181		144	144		98	182		158	116	
Goldfields 5013	210	0	0.00		0	0		0	0		0	0		0	0	
Goldfields - Vote by Mail	210	165	78.57		48	109		97	61		42	111		84	65	
Camptonville 5014	448	104	23.21		29	67		39	59		41	55		39	53	
Camptonville - Vote by Mail	448	234	52.23		91	126		117	103		86	127		90	114	
Precinct Totals	33694	8350	24.78		2654	5261		3679	4352		2551	5254		4163	3406	
Vote by Mail Totals	33694	15208	45.14		4856	9667		7041	7597		5219	9106		7998	5905	
Grand Totals	33694	23558	69.92		7510	14928		10720	11949		7770	14360		12161	9311	
3RD CONGRESSIONAL	33694	23558	69.92		7510	14928		10720	11949		7770	14360		12161	9311	
4TH SENATE	33694	23558	69.92		7510	14928		10720	11949		7770	14360		12161	9311	
3RD ASSEMBLY	33694	23558	69.92		7510	14928		10720	11949		7770	14360		12161	9311	
1ST EQUALIZATION	33694	23558	69.92		7510	14928		10720	11949		7770	14360		12161	9311	
SUPERVISOR - 1ST	5861	3650	62.28		1404	2043		1790	1706		1303	2088		1819	1489	
SUPERVISOR - 2ND	6353	4039	63.58		1528	2291		1926	1943		1350	2438		2108	1565	
SUPERVISOR - 3RD	5825	3661	62.85		1318	2199		1749	1805		1235	2248		1906	1493	
SUPERVISOR - 4TH	6760	5332	78.88		1612	3508		2409	2747		1890	3143		2918	1950	
SUPERVISOR - 5TH	8895	6876	77.30		1648	4887		2846	3748		1992	4443		3410	2814	
YUBA COUNTY	33694	23558	69.92		7510	14928		10720	11949		7770	14360		12161	9311	
CITY OF MARYSVILLE	5401	3516	65.10		1342	1978		1666	1704		1165	2135		1844	1361	
CITY OF WHEATLAND	1760	1370	77.84		394	918		644	682		409	874		733	506	
UNINCORPORATED	26533	18672	70.37		5774	12032		8410	9563		6196	11351		9584	7444	

140036	CALIFORNIA															
	Registration	Ballots Cast	Turnout (%)		MEASURE 63 YES	NO		MEASURE 64 YES	NO		MEASURE 65 YES	NO		MEASURE 66 YES	NO	
New Life 1001	933	201	21.54		75	116		109	87		73	115		101	83	
New Life - Vote by Mail	933	293	31.40		108	165		155	129		100	178		160	116	
Edgewater A 1002	805	216	26.83		98	99		99	106		81	115		99	91	
Edgewater A - Vote by Mail	805	357	44.35		150	196		187	159		129	203		162	165	
FRC A 1003	581	124	21.34		41	77		73	47		45	71		50	64	
FRC A - Vote by Mail	581	166	28.57		62	97		90	70		69	88		91	61	
FRC B 1004	1137	211	18.56		81	118		103	96		77	114		103	86	
FRC B - Vote by Mail	1137	364	32.01		133	212		175	172		127	210		192	140	
FRC C 1005	480	103	21.46		37	60		43	56		38	59		52	44	
FRC C - Vote by Mail	480	199	41.46		76	110		97	90		59	125		93	86	
FRC D 1006	674	153	22.70		62	86		69	80		56	88		75	69	
FRC D - Vote by Mail	674	284	42.14		114	155		123	147		92	173		139	126	
Edgewater B 1007	1251	368	29.42		142	192		168	177		126	203		174	141	
Edgewater B - Vote by Mail	1251	611	48.84		225	360		299	290		231	346		328	217	
Word of Life A 2001	771	206	26.72		76	122		81	114		56	140		128	63	
Word of Life A - Vote by Mail	771	322	41.76		105	195		136	171		100	201		166	129	
First Pres 2002	883	250	28.31		84	153		99	139		75	155		132	87	
First Pres - Vote by Mail	883	358	40.54		128	210		152	187		133	207		186	140	
Word of Life B 2003	1040	237	22.79		88	133		128	105		84	138		112	100	
Word of Life B - Vote by Mail	1040	412	39.62		152	238		207	192		140	250		214	164	
Govt Ctr A 2004	910	239	26.26		102	134		113	122		79	152		134	89	
Govt Ctr A - Vote by Mail	910	401	44.07		145	237		200	185		127	243		230	142	
Govt Ctr B 2005	911	233	25.58		93	122		114	107		76	136		105	99	
Govt Ctr B - Vote by Mail	911	342	37.54		155	168		194	134		120	204		176	130	
Cedar Lane 2006	952	213	22.37		72	130		108	96		83	116		113	85	
Cedar Lane - Vote by Mail	952	310	32.56		114	183		152	143		102	187		151	119	
Govt Ctr C 2007	886	167	18.85		65	96		77	85		55	108		70	87	
Govt Ctr C - Vote by Mail	886	349	39.39		149	170		165	163		120	201		191	131	
OPUD 3001	850	223	26.24		88	120		104	108		73	135		121	81	
OPUD - Vote by Mail	850	261	30.71		101	142		119	130		101	141		141	97	
Olivehurst Com Ctr 3002	813	224	27.55		73	133		112	102		63	146		106	93	
Olivehurst Com Ctr - Vote by Mail	813	244	30.01		85	149		131	103		79	154		139	89	
Johnson Park Schol 3003	922	262	28.42		87	165		110	143		66	186		124	122	
Johnson Park Schol - Vote by Mail	922	327	35.47		146	179		179	153		142	179		186	128	
Airport 3004	1036	269	25.97		96	162		113	148		79	179		143	111	
Airport - Vote by Mail	1036	338	32.63		126	203		139	192		128	199		156	165	
Dan Ave A 3005	1105	300	27.15		103	170		144	134		84	184		142	118	
Dan Ave A - Vote by Mail	1105	430	38.91		174	254		207	225		163	259		232	175	
Dan Ave B 3006	422	104	24.64		28	73		42	59		27	70		54	42	
Dan Ave B - Vote by Mail	422	187	44.31		49	137		109	75		52	132		106	71	
Rosser 3007	88	0	0.00		0	0		0	0		0	0		0	0	
Rosser - Vote by Mail	88	67	76.14		14	52		23	42		20	40		30	27	
Arboga Schl 3008	589	157	26.66		53	94		82	66		51	91		82	62	
Arboga Schl - Vote by Mail	589	268	45.50		95	166		135	125		107	153		144	112	
Cobblestone Schl 4001	1250	314	25.12		125	178		143	158		117	184		167	122	
Cobblestone Schl - Vote by Mail	1250	697	55.76		239	434		352	326		302	370		377	270	
RDO Schl A 4002	1109	285	25.70		82	183		134	139		90	169		166	92	
RDO Schl A - Vote by Mail	1109	613	55.28		192	403		274	323		245	337		348	219	
RDO Schl B 4003	877	231	26.34		74	148		100	121		84	135		125	86	
RDO Schl B - Vote by Mail	877	451	51.43		137	290		197	229		179	242		241	165	
Smartsville 4004	193	0	0.00		0	0		0	0		0	0		0	0	
Smartsville - Vote by Mail	193	148	76.68		29	116		65	81		58	82		80	56	
Beale AFB 4005	207	0	0.00		0	0		0	0		0	0		0	0	
Beale AFB - Vote by Mail	207	104	50.24		45	49		57	37		51	41		56	28	
Wheatland A 4006	952	310	32.56		78	219		151	153		83	211		152	122	
Wheatland A - Vote by Mail	952	434	45.59		131	288		216	203		151	252		236	161	
Wheatland B 4007	808	231	28.59		70	156		107	119		67	155		121	96	
Wheatland B - Vote by Mail	808	395	48.89		115	255		170	207		108	256		224	127	
Wheatland C 4008	786	244	31.04		39	199		89	150		66	170		131	92	
Wheatland C - Vote by Mail	786	384	48.85		83	300		138	246		97	269		221	137	
Riverside Meadows Schl 4009	578	136	23.53		51	80		66	69		51	79		70	59	

140036	CALIFORNIA										
	Registration	Ballots Cast	Turnout (%)	MEASURE 63 YES	NO	MEASURE 64 YES	NO	MEASURE 65 YES	NO	MEASURE 66 YES	NO
Riverside Meadows Schl - Vote by	578	355	61.42	122	210	150	186	141	191	203	118
D-OH A 5001	529	152	28.73	43	94	52	93	36	100	61	71
D-OH A - Vote by Mail	529	240	45.37	87	145	129	107	76	151	112	107
Challenge 5002	227	0	0.00	0	0	0	0	0	0	0	0
Challenge - Vote by Mail	227	177	77.97	33	131	81	89	66	102	90	72
Rackerby 5003	244	0	0.00	0	0	0	0	0	0	0	0
Rackerby - Vote by Mail	244	175	71.72	28	140	59	112	58	109	86	72
D-OH B 5004	955	279	29.21	117	140	136	131	96	151	91	137
D-OH B - Vote by Mail	955	474	49.63	226	206	269	169	200	225	193	204
Yuba Feather 5005	896	198	22.10	36	153	71	119	36	148	98	81
Yuba Feather - Vote by Mail	896	464	51.79	100	348	207	244	130	312	239	191
Johl Station 5006	710	144	20.28	30	109	63	80	35	102	68	61
Johl Station - Vote by Mail	710	402	56.62	103	279	176	207	143	233	209	156
Loma Rica A 5007	680	201	29.56	33	159	71	121	53	138	108	74
Loma Rica A - Vote by Mail	680	319	46.91	42	261	109	195	79	218	149	131
Loma Rica B 5008	760	201	26.45	32	158	71	123	54	136	97	93
Loma Rica B - Vote by Mail	760	396	52.11	65	320	154	233	102	279	212	161
Hallwood 5009	674	204	30.27	36	160	56	143	52	138	99	93
Hallwood - Vote by Mail	674	323	47.92	33	271	86	217	80	224	175	121
Calvary A 5010	984	260	26.42	41	213	101	153	51	197	136	100
Calvary A - Vote by Mail	984	523	53.15	92	412	203	298	128	362	306	180
Calvary B 5011	886	231	26.07	55	171	70	156	55	166	113	106
Calvary B - Vote by Mail	886	544	61.40	107	415	217	303	158	358	296	204
Bible Baptist 5012	692	165	23.84	39	119	68	88	37	119	101	51
Bible Baptist - Vote by Mail	692	301	43.50	102	181	144	144	98	182	158	116
Goldfields 5013	210	0	0.00	0	0	0	0	0	0	0	0
Goldfields - Vote by Mail	210	165	78.57	48	109	97	61	42	111	84	65
Camptonville 5014	448	104	23.21	29	67	39	59	41	55	39	53
Camptonville - Vote by Mail	448	234	52.23	91	126	117	103	86	127	90	114
Precinct Totals	33694	8350	24.78	2654	5261	3679	4352	2551	5254	4163	3406
Vote by Mail Totals	33694	15208	45.14	4856	9667	7041	7597	5219	9106	7998	5905
Grand Totals	33694	23558	69.92	7510	14928	10720	11949	7770	14360	12161	9311
3RD CONGRESSIONAL	33694	23558	69.92	7510	14928	10720	11949	7770	14360	12161	9311
4TH SENATE	33694	23558	69.92	7510	14928	10720	11949	7770	14360	12161	9311
3RD ASSEMBLY	33694	23558	69.92	7510	14928	10720	11949	7770	14360	12161	9311
1ST EQUALIZATION	33694	23558	69.92	7510	14928	10720	11949	7770	14360	12161	9311
SUPERVISOR - 1ST	5861	3650	62.28	1404	2043	1790	1706	1303	2088	1819	1489
SUPERVISOR - 2ND	6353	4039	63.58	1528	2291	1926	1943	1350	2438	2108	1565
SUPERVISOR - 3RD	5825	3661	62.85	1318	2199	1749	1805	1235	2248	1906	1493
SUPERVISOR - 4TH	6760	5332	78.88	1612	3508	2409	2747	1890	3143	2918	1950
SUPERVISOR - 5TH	8895	6876	77.30	1648	4887	2846	3748	1992	4443	3410	2814
YUBA COUNTY	33694	23558	69.92	7510	14928	10720	11949	7770	14360	12161	9311
CITY OF MARYSVILLE	5401	3516	65.10	1342	1978	1666	1704	1165	2135	1844	1361
CITY OF WHEATLAND	1760	1370	77.84	394	918	644	682	409	874	733	506
UNINCORPORATED	26533	18672	70.37	5774	12032	8410	9563	6196	11351	9584	7444

CALIFORNIA																
140036																
	Registration	Ballots Cast	Turnout (%)		MEASURE 63 YES	NO		MEASURE 64 YES	NO		MEASURE 65 YES	NO		MEASURE 66 YES	NO	
New Life 1001	933	201	21.54		75	116		109	87		73	115		101	83	
New Life - Vote by Mail	933	293	31.40		108	165		155	129		100	178		160	116	
Edgewater A 1002	805	216	26.83		98	99		99	106		81	115		99	91	
Edgewater A - Vote by Mail	805	357	44.35		150	196		187	159		129	203		162	165	
FRC A 1003	581	124	21.34		41	77		73	47		45	71		50	64	
FRC A - Vote by Mail	581	166	28.57		62	97		90	70		69	88		91	61	
FRC B 1004	1137	211	18.56		81	118		103	96		77	114		103	86	
FRC B - Vote by Mail	1137	364	32.01		133	212		175	172		127	210		192	140	
FRC C 1005	480	103	21.46		37	60		43	56		38	59		52	44	
FRC C - Vote by Mail	480	199	41.46		76	110		97	90		59	125		93	86	
FRC D 1006	674	153	22.70		62	86		69	80		56	88		75	69	
FRC D - Vote by Mail	674	284	42.14		114	155		123	147		92	173		139	126	
Edgewater B 1007	1251	368	29.42		142	192		168	177		126	203		174	141	
Edgewater B - Vote by Mail	1251	611	48.84		225	360		299	290		231	346		328	217	
Word of Life A 2001	771	206	26.72		76	122		81	114		56	140		128	63	
Word of Life A - Vote by Mail	771	322	41.76		105	195		136	171		100	201		166	129	
First Pres 2002	883	250	28.31		84	153		99	139		75	155		132	87	
First Pres - Vote by Mail	883	358	40.54		128	210		152	187		133	207		186	140	
Word of Life B 2003	1040	237	22.79		88	133		128	105		84	138		112	100	
Word of Life B - Vote by Mail	1040	412	39.62		152	238		207	192		140	250		214	164	
Govt Ctr A 2004	910	239	26.26		102	134		113	122		79	152		134	89	
Govt Ctr A - Vote by Mail	910	401	44.07		145	237		200	185		127	243		230	142	
Govt Ctr B 2005	911	233	25.58		93	122		114	107		76	136		105	99	
Govt Ctr B - Vote by Mail	911	342	37.54		155	168		194	134		120	204		176	130	
Cedar Lane 2006	952	213	22.37		72	130		108	96		83	116		113	85	
Cedar Lane - Vote by Mail	952	310	32.56		114	183		152	143		102	187		151	119	
Govt Ctr C 2007	886	167	18.85		65	96		77	85		55	108		70	87	
Govt Ctr C - Vote by Mail	886	349	39.39		149	170		165	163		120	201		191	131	
OPUD 3001	850	223	26.24		88	120		104	108		73	135		121	81	
OPUD - Vote by Mail	850	261	30.71		101	142		119	130		101	141		141	97	
Olivehurst Com Ctr 3002	813	224	27.55		73	133		112	102		63	146		106	93	
Olivehurst Com Ctr - Vote by Mail	813	244	30.01		85	149		131	103		79	154		139	89	
Johnson Park Schol 3003	922	262	28.42		87	165		110	143		66	186		124	122	
Johnson Park Schol - Vote by Mail	922	327	35.47		146	179		179	153		142	179		186	128	
Airport 3004	1036	269	25.97		96	162		113	148		79	179		143	111	
Airport - Vote by Mail	1036	338	32.63		126	203		139	192		128	199		156	165	
Dan Ave A 3005	1105	300	27.15		103	170		144	134		84	184		142	118	
Dan Ave A - Vote by Mail	1105	430	38.91		174	254		207	225		163	259		232	175	
Dan Ave B 3006	422	104	24.64		28	73		42	59		27	70		54	42	
Dan Ave B - Vote by Mail	422	187	44.31		49	137		109	75		52	132		106	71	
Rosser 3007	88	0	0.00		0	0		0	0		0	0		0	0	
Rosser - Vote by Mail	88	67	76.14		14	52		23	42		20	40		30	27	
Arboga Schl 3008	589	157	26.66		53	94		82	66		51	91		82	62	
Arboga Schl - Vote by Mail	589	268	45.50		95	166		135	125		107	153		144	112	
Cobblestone Schl 4001	1250	314	25.12		125	178		143	158		117	184		167	122	
Cobblestone Schl - Vote by Mail	1250	697	55.76		239	434		352	326		302	370		377	270	
RDO Schl A 4002	1109	285	25.70		82	183		134	139		90	169		166	92	
RDO Schl A - Vote by Mail	1109	613	55.28		192	403		274	323		245	337		348	219	
RDO Schl B 4003	877	231	26.34		74	148		100	121		84	135		125	86	
RDO Schl B - Vote by Mail	877	451	51.43		137	290		197	229		179	242		241	165	
Smartsville 4004	193	0	0.00		0	0		0	0		0	0		0	0	
Smartsville - Vote by Mail	193	148	76.68		29	116		65	81		58	82		80	56	
Beale AFB 4005	207	0	0.00		0	0		0	0		0	0		0	0	
Beale AFB - Vote by Mail	207	104	50.24		45	49		57	37		51	41		56	28	
Wheatland A 4006	952	310	32.56		78	219		151	153		83	211		152	122	
Wheatland A - Vote by Mail	952	434	45.59		131	288		216	203		151	252		236	161	
Wheatland B 4007	808	231	28.59		70	156		107	119		67	155		121	96	
Wheatland B - Vote by Mail	808	395	48.89		115	255		170	207		108	256		224	127	
Wheatland C 4008	786	244	31.04		39	199		89	150		66	170		131	92	
Wheatland C - Vote by Mail	786	384	48.85		83	300		138	246		97	269		221	137	
Riverside Meadows Schl 4009	578	136	23.53		51	80		66	69		51	79		70	59	

CALIFORNIA														
140036														
	Registration	Ballots Cast	Turnout (%)		MEASURE 63 YES NO		MEASURE 64 YES NO		MEASURE 65 YES NO		MEASURE 66 YES NO			
Riverside Meadows Schl - Vote by	578	355	61.42		122	210	150	186	141	191	203	118		
D-OH A 5001	529	152	28.73		43	94	52	93	36	100	61	71		
D-OH A - Vote by Mail	529	240	45.37		87	145	129	107	76	151	112	107		
Challenge 5002	227	0	0.00		0	0	0	0	0	0	0	0		
Challenge - Vote by Mail	227	177	77.97		33	131	81	89	66	102	90	72		
Rackerby 5003	244	0	0.00		0	0	0	0	0	0	0	0		
Rackerby - Vote by Mail	244	175	71.72		28	140	59	112	58	109	86	72		
D-OH B 5004	955	279	29.21		117	140	136	131	96	151	91	137		
D-OH B - Vote by Mail	955	474	49.63		226	206	269	169	200	225	193	204		
Yuba Feather 5005	896	198	22.10		36	153	71	119	36	148	98	81		
Yuba Feather - Vote by Mail	896	464	51.79		100	348	207	244	130	312	239	191		
Johl Station 5006	710	144	20.28		30	109	63	80	35	102	68	61		
Johl Station - Vote by Mail	710	402	56.62		103	279	176	207	143	233	209	156		
Loma Rica A 5007	680	201	29.56		33	159	71	121	53	138	108	74		
Loma Rica A - Vote by Mail	680	319	46.91		42	261	109	195	79	218	149	131		
Loma Rica B 5008	760	201	26.45		32	158	71	123	54	136	97	93		
Loma Rica B - Vote by Mail	760	396	52.11		65	320	154	233	102	279	212	161		
Hallwood 5009	674	204	30.27		36	160	56	143	52	138	99	93		
Hallwood - Vote by Mail	674	323	47.92		33	271	86	217	80	224	175	121		
Calvary A 5010	984	260	26.42		41	213	101	153	51	197	136	100		
Calvary A - Vote by Mail	984	523	53.15		92	412	203	298	128	362	306	180		
Calvary B 5011	886	231	26.07		55	171	70	156	55	166	113	106		
Calvary B - Vote by Mail	886	544	61.40		107	415	217	303	158	358	296	204		
Bible Baptist 5012	692	165	23.84		39	119	68	88	37	119	101	51		
Bible Baptist - Vote by Mail	692	301	43.50		102	181	144	144	98	182	158	116		
Goldfields 5013	210	0	0.00		0	0	0	0	0	0	0	0		
Goldfields - Vote by Mail	210	165	78.57		48	109	97	61	42	111	84	65		
Camptonville 5014	448	104	23.21		29	67	39	59	41	55	39	53		
Camptonville - Vote by Mail	448	234	52.23		91	126	117	103	86	127	90	114		
Precinct Totals	33694	8350	24.78		2654	5261	3679	4352	2551	5254	4163	3406		
Vote by Mail Totals	33694	15208	45.14		4856	9667	7041	7597	5219	9106	7998	5905		
Grand Totals	33694	23558	69.92		7510	14928	10720	11949	7770	14360	12161	9311		
3RD CONGRESSIONAL	33694	23558	69.92		7510	14928	10720	11949	7770	14360	12161	9311		
4TH SENATE	33694	23558	69.92		7510	14928	10720	11949	7770	14360	12161	9311		
3RD ASSEMBLY	33694	23558	69.92		7510	14928	10720	11949	7770	14360	12161	9311		
1ST EQUALIZATION	33694	23558	69.92		7510	14928	10720	11949	7770	14360	12161	9311		
SUPERVISOR - 1ST	5861	3650	62.28		1404	2043	1790	1706	1303	2088	1819	1489		
SUPERVISOR - 2ND	6353	4039	63.58		1528	2291	1926	1943	1350	2438	2108	1565		
SUPERVISOR - 3RD	5825	3661	62.85		1318	2199	1749	1805	1235	2248	1906	1493		
SUPERVISOR - 4TH	6760	5332	78.88		1612	3508	2409	2747	1890	3143	2918	1950		
SUPERVISOR - 5TH	8895	6876	77.30		1648	4887	2846	3748	1992	4443	3410	2814		
YUBA COUNTY	33694	23558	69.92		7510	14928	10720	11949	7770	14360	12161	9311		
CITY OF MARYSVILLE	5401	3516	65.10		1342	1978	1666	1704	1165	2135	1844	1361		
CITY OF WHEATLAND	1760	1370	77.84		394	918	644	682	409	874	733	506		
UNINCORPORATED	26533	18672	70.37		5774	12032	8410	9563	6196	11351	9584	7444		

CALIFORNIA												
140036												
	Registration	Ballots Cast	Turnout (%)		MEASURE 63 YES NO		MEASURE 64 YES NO		MEASURE 65 YES NO		MEASURE 66 YES NO	
New Life 1001	933	201	21.54		75 116		109 87		73 115		101 83	
New Life - Vote by Mail	933	293	31.40		108 165		155 129		100 178		160 116	
Edgewater A 1002	805	216	26.83		98 99		99 106		81 115		99 91	
Edgewater A - Vote by Mail	805	357	44.35		150 196		187 159		129 203		162 165	
FRC A 1003	581	124	21.34		41 77		73 47		45 71		50 64	
FRC A - Vote by Mail	581	166	28.57		62 97		90 70		69 88		91 61	
FRC B 1004	1137	211	18.56		81 118		103 96		77 114		103 86	
FRC B - Vote by Mail	1137	364	32.01		133 212		175 172		127 210		192 140	
FRC C 1005	480	103	21.46		37 60		43 56		38 59		52 44	
FRC C - Vote by Mail	480	199	41.46		76 110		97 90		59 125		93 86	
FRC D 1006	674	153	22.70		62 86		69 80		56 88		75 69	
FRC D - Vote by Mail	674	284	42.14		114 155		123 147		92 173		139 126	
Edgewater B 1007	1251	368	29.42		142 192		168 177		126 203		174 141	
Edgewater B - Vote by Mail	1251	611	48.84		225 360		299 290		231 346		328 217	
Word of Life A 2001	771	206	26.72		76 122		81 114		56 140		128 63	
Word of Life A - Vote by Mail	771	322	41.76		105 195		136 171		100 201		166 129	
First Pres 2002	883	250	28.31		84 153		99 139		75 155		132 87	
First Pres - Vote by Mail	883	358	40.54		128 210		152 187		133 207		186 140	
Word of Life B 2003	1040	237	22.79		88 133		128 105		84 138		112 100	
Word of Life B - Vote by Mail	1040	412	39.62		152 238		207 192		140 250		214 164	
Govt Ctr A 2004	910	239	26.26		102 134		113 122		79 152		134 89	
Govt Ctr A - Vote by Mail	910	401	44.07		145 237		200 185		127 243		230 142	
Govt Ctr B 2005	911	233	25.58		93 122		114 107		76 136		105 99	
Govt Ctr B - Vote by Mail	911	342	37.54		155 168		194 134		120 204		176 130	
Cedar Lane 2006	952	213	22.37		72 130		108 96		83 116		113 85	
Cedar Lane - Vote by Mail	952	310	32.56		114 183		152 143		102 187		151 119	
Govt Ctr C 2007	886	167	18.85		65 96		77 85		55 108		70 87	
Govt Ctr C - Vote by Mail	886	349	39.39		149 170		165 163		120 201		191 131	
OPUD 3001	850	223	26.24		88 120		104 108		73 135		121 81	
OPUD - Vote by Mail	850	261	30.71		101 142		119 130		101 141		141 97	
Olivehurst Com Ctr 3002	813	224	27.55		73 133		112 102		63 146		106 93	
Olivehurst Com Ctr - Vote by Mail	813	244	30.01		85 149		131 103		79 154		139 89	
Johnson Park Schol 3003	922	262	28.42		87 165		110 143		66 186		124 122	
Johnson Park Schol - Vote by Mail	922	327	35.47		146 179		179 153		142 179		186 128	
Airport 3004	1036	269	25.97		96 162		113 148		79 179		143 111	
Airport - Vote by Mail	1036	338	32.63		126 203		139 192		128 199		156 165	
Dan Ave A 3005	1105	300	27.15		103 170		144 134		84 184		142 118	
Dan Ave A - Vote by Mail	1105	430	38.91		174 254		207 225		163 259		232 175	
Dan Ave B 3006	422	104	24.64		28 73		42 59		27 70		54 42	
Dan Ave B - Vote by Mail	422	187	44.31		49 137		109 75		52 132		106 71	
Rosser 3007	88	0	0.00		0 0		0 0		0 0		0 0	
Rosser - Vote by Mail	88	67	76.14		14 52		23 42		20 40		30 27	
Arboga Schl 3008	589	157	26.66		53 94		82 66		51 91		82 62	
Arboga Schl - Vote by Mail	589	268	45.50		95 166		135 125		107 153		144 112	
Cobblestone Schl 4001	1250	314	25.12		125 178		143 158		117 184		167 122	
Cobblestone Schl - Vote by Mail	1250	697	55.76		239 434		352 326		302 370		377 270	
RDO Schl A 4002	1109	285	25.70		82 183		134 139		90 169		166 92	
RDO Schl A - Vote by Mail	1109	613	55.28		192 403		274 323		245 337		348 219	
RDO Schl B 4003	877	231	26.34		74 148		100 121		84 135		125 86	
RDO Schl B - Vote by Mail	877	451	51.43		137 290		197 229		179 242		241 165	
Smartsville 4004	193	0	0.00		0 0		0 0		0 0		0 0	
Smartsville - Vote by Mail	193	148	76.68		29 116		65 81		58 82		80 56	
Beale AFB 4005	207	0	0.00		0 0		0 0		0 0		0 0	
Beale AFB - Vote by Mail	207	104	50.24		45 49		57 37		51 41		56 28	
Wheatland A 4006	952	310	32.56		78 219		151 153		83 211		152 122	
Wheatland A - Vote by Mail	952	434	45.59		131 288		216 203		151 252		236 161	
Wheatland B 4007	808	231	28.59		70 156		107 119		67 155		121 96	
Wheatland B - Vote by Mail	808	395	48.89		115 255		170 207		108 256		224 127	
Wheatland C 4008	786	244	31.04		39 199		89 150		66 170		131 92	
Wheatland C - Vote by Mail	786	384	48.85		83 300		138 246		97 269		221 137	
Riverside Meadows Schl 4009	578	136	23.53		51 80		66 69		51 79		70 59	

CALIFORNIA																
140036																
	Registration	Ballots Cast	Turnout (%)		MEASURE 63 YES	NO		MEASURE 64 YES	NO		MEASURE 65 YES	NO		MEASURE 66 YES	NO	
Riverside Meadows Schl - Vote by	578	355	61.42		122	210		150	186		141	191		203	118	
D-OH A 5001	529	152	28.73		43	94		52	93		36	100		61	71	
D-OH A - Vote by Mail	529	240	45.37		87	145		129	107		76	151		112	107	
Challenge 5002	227	0	0.00		0	0		0	0		0	0		0	0	
Challenge - Vote by Mail	227	177	77.97		33	131		81	89		66	102		90	72	
Rackerby 5003	244	0	0.00		0	0		0	0		0	0		0	0	
Rackerby - Vote by Mail	244	175	71.72		28	140		59	112		58	109		86	72	
D-OH B 5004	955	279	29.21		117	140		136	131		96	151		91	137	
D-OH B - Vote by Mail	955	474	49.63		226	206		269	169		200	225		193	204	
Yuba Feather 5005	896	198	22.10		36	153		71	119		36	148		98	81	
Yuba Feather - Vote by Mail	896	464	51.79		100	348		207	244		130	312		239	191	
Johl Station 5006	710	144	20.28		30	109		63	80		35	102		68	61	
Johl Station - Vote by Mail	710	402	56.62		103	279		176	207		143	233		209	156	
Loma Rica A 5007	680	201	29.56		33	159		71	121		53	138		108	74	
Loma Rica A - Vote by Mail	680	319	46.91		42	261		109	195		79	218		149	131	
Loma Rica B 5008	760	201	26.45		32	158		71	123		54	136		97	93	
Loma Rica B - Vote by Mail	760	396	52.11		65	320		154	233		102	279		212	161	
Hallwood 5009	674	204	30.27		36	160		56	143		52	138		99	93	
Hallwood - Vote by Mail	674	323	47.92		33	271		86	217		80	224		175	121	
Calvary A 5010	984	260	26.42		41	213		101	153		51	197		136	100	
Calvary A - Vote by Mail	984	523	53.15		92	412		203	298		128	362		306	180	
Calvary B 5011	886	231	26.07		55	171		70	156		55	166		113	106	
Calvary B - Vote by Mail	886	544	61.40		107	415		217	303		158	358		296	204	
Bible Baptist 5012	692	165	23.84		39	119		68	88		37	119		101	51	
Bible Baptist - Vote by Mail	692	301	43.50		102	181		144	144		98	182		158	116	
Goldfields 5013	210	0	0.00		0	0		0	0		0	0		0	0	
Goldfields - Vote by Mail	210	165	78.57		48	109		97	61		42	111		84	65	
Camptonville 5014	448	104	23.21		29	67		39	59		41	55		39	53	
Camptonville - Vote by Mail	448	234	52.23		91	126		117	103		86	127		90	114	
Precinct Totals	33694	8350	24.78		2654	5261		3679	4352		2551	5254		4163	3406	
Vote by Mail Totals	33694	15208	45.14		4856	9667		7041	7597		5219	9106		7998	5905	
Grand Totals	33694	23558	69.92		7510	14928		10720	11949		7770	14360		12161	9311	
3RD CONGRESSIONAL	33694	23558	69.92		7510	14928		10720	11949		7770	14360		12161	9311	
4TH SENATE	33694	23558	69.92		7510	14928		10720	11949		7770	14360		12161	9311	
3RD ASSEMBLY	33694	23558	69.92		7510	14928		10720	11949		7770	14360		12161	9311	
1ST EQUALIZATION	33694	23558	69.92		7510	14928		10720	11949		7770	14360		12161	9311	
SUPERVISOR - 1ST	5861	3650	62.28		1404	2043		1790	1706		1303	2088		1819	1489	
SUPERVISOR - 2ND	6353	4039	63.58		1528	2291		1926	1943		1350	2438		2108	1565	
SUPERVISOR - 3RD	5825	3661	62.85		1318	2199		1749	1805		1235	2248		1906	1493	
SUPERVISOR - 4TH	6760	5332	78.88		1612	3508		2409	2747		1890	3143		2918	1950	
SUPERVISOR - 5TH	8895	6876	77.30		1648	4887		2846	3748		1992	4443		3410	2814	
YUBA COUNTY	33694	23558	69.92		7510	14928		10720	11949		7770	14360		12161	9311	
CITY OF MARYSVILLE	5401	3516	65.10		1342	1978		1666	1704		1165	2135		1844	1361	
CITY OF WHEATLAND	1760	1370	77.84		394	918		644	682		409	874		733	506	
UNINCORPORATED	26533	18672	70.37		5774	12032		8410	9563		6196	11351		9584	7444	

	NON-PARTISAN MEASURE 67															
140040																
	Registration	Ballots Cast	Turnout (%)		YES	NO										
New Life 1001	933	201	21.54		62	127										
New Life - Vote by Mail	933	293	31.40		96	184										
Edgewater A 1002	805	216	26.83		73	123										
Edgewater A - Vote by Mail	805	357	44.35		120	218										
FRC A 1003	581	124	21.34		37	80										
FRC A - Vote by Mail	581	166	28.57		57	100										
FRC B 1004	1137	211	18.56		60	138										
FRC B - Vote by Mail	1137	364	32.01		114	229										
FRC C 1005	480	103	21.46		24	72										
FRC C - Vote by Mail	480	199	41.46		50	137										
FRC D 1006	674	153	22.70		47	100										
FRC D - Vote by Mail	674	284	42.14		75	192										
Edgewater B 1007	1251	368	29.42		90	240										
Edgewater B - Vote by Mail	1251	611	48.84		199	379										
Word of Life A 2001	771	206	26.72		50	147										
Word of Life A - Vote by Mail	771	322	41.76		101	198										
First Pres 2002	883	250	28.31		69	158										
First Pres - Vote by Mail	883	358	40.54		120	213										
Word of Life B 2003	1040	237	22.79		76	146										
Word of Life B - Vote by Mail	1040	412	39.62		137	256										
Govt Ctr A 2004	910	239	26.26		90	141										
Govt Ctr A - Vote by Mail	910	401	44.07		149	227										
Govt Ctr B 2005	911	233	25.58		84	128										
Govt Ctr B - Vote by Mail	911	342	37.54		138	188										
Cedar Lane 2006	952	213	22.37		64	140										
Cedar Lane - Vote by Mail	952	310	32.56		89	205										
Govt Ctr C 2007	886	167	18.85		59	102										
Govt Ctr C - Vote by Mail	886	349	39.39		102	224										
OPUD 3001	850	223	26.24		70	138										
OPUD - Vote by Mail	850	261	30.71		84	160										
Olivehurst Com Ctr 3002	813	224	27.55		65	143										
Olivehurst Com Ctr - Vote by Mail	813	244	30.01		69	164										
Johnson Park Schol 3003	922	262	28.42		55	195										
Johnson Park Schol - Vote by Mail	922	327	35.47		100	225										
Airport 3004	1036	269	25.97		89	173										
Airport - Vote by Mail	1036	338	32.63		113	217										
Dan Ave A 3005	1105	300	27.15		70	200										
Dan Ave A - Vote by Mail	1105	430	38.91		140	286										
Dan Ave B 3006	422	104	24.64		26	74										
Dan Ave B - Vote by Mail	422	187	44.31		44	140										
Rosser 3007	88	0	0.00		0	0										
Rosser - Vote by Mail	88	67	76.14		21	41										
Arboga Schl 3008	589	157	26.66		42	105										
Arboga Schl - Vote by Mail	589	268	45.50		95	163										
Cobblestone Schl 4001	1250	314	25.12		106	194										
Cobblestone Schl - Vote by Mail	1250	697	55.76		243	433										
RDO Schl A 4002	1109	285	25.70		84	178										
RDO Schl A - Vote by Mail	1109	613	55.28		186	404										
RDO Schl B 4003	877	231	26.34		61	154										
RDO Schl B - Vote by Mail	877	451	51.43		154	264										
Smartsville 4004	193	0	0.00		0	0										
Smartsville - Vote by Mail	193	148	76.68		52	92										
Beale AFB 4005	207	0	0.00		0	0										
Beale AFB - Vote by Mail	207	104	50.24		48	46										
Wheatland A 4006	952	310	32.56		88	206										
Wheatland A - Vote by Mail	952	434	45.59		122	288										
Wheatland B 4007	808	231	28.59		69	150										
Wheatland B - Vote by Mail	808	395	48.89		110	260										
Wheatland C 4008	786	244	31.04		66	165										
Wheatland C - Vote by Mail	786	384	48.85		99	272										
Riverside Meadows Schl 4009	578	136	23.53		43	88										

NON-PARTISAN MEASURE Q YUBA COMMUNITY COLLEGE DISTRICT																
140041																
	Registration	Ballots Cast	Turnout (%)		BONDS YES	BONDS NO										
New Life 1001	933	201	21.54		127	58										
New Life - Vote by Mail	933	293	31.40		173	98										
Edgewater A 1002	805	216	26.83		132	58										
Edgewater A - Vote by Mail	805	357	44.35		207	120										
FRC A 1003	581	124	21.34		84	23										
FRC A - Vote by Mail	581	166	28.57		112	44										
FRC B 1004	1137	211	18.56		134	56										
FRC B - Vote by Mail	1137	364	32.01		224	111										
FRC C 1005	480	103	21.46		61	35										
FRC C - Vote by Mail	480	199	41.46		122	61										
FRC D 1006	674	153	22.70		92	48										
FRC D - Vote by Mail	674	284	42.14		170	99										
Edgewater B 1007	1251	368	29.42		205	115										
Edgewater B - Vote by Mail	1251	611	48.84		344	223										
Word of Life A 2001	771	206	26.72		102	90										
Word of Life A - Vote by Mail	771	322	41.76		178	119										
First Pres 2002	883	250	28.31		121	95										
First Pres - Vote by Mail	883	358	40.54		193	138										
Word of Life B 2003	1040	237	22.79		148	65										
Word of Life B - Vote by Mail	1040	412	39.62		223	158										
Govt Ctr A 2004	910	239	26.26		137	90										
Govt Ctr A - Vote by Mail	910	401	44.07		220	146										
Govt Ctr B 2005	911	233	25.58		126	77										
Govt Ctr B - Vote by Mail	911	342	37.54		196	105										
Cedar Lane 2006	952	213	22.37		135	62										
Cedar Lane - Vote by Mail	952	310	32.56		184	104										
Govt Ctr C 2007	886	167	18.85		93	59										
Govt Ctr C - Vote by Mail	886	349	39.39		202	106										
OPUD 3001	850	223	26.24		139	65										
OPUD - Vote by Mail	850	261	30.71		163	76										
Olivehurst Com Ctr 3002	813	224	27.55		124	75										
Olivehurst Com Ctr - Vote by Mail	813	244	30.01		146	77										
Johnson Park Schol 3003	922	262	28.42		145	100										
Johnson Park Schol - Vote by Mail	922	327	35.47		188	132										
Airport 3004	1036	269	25.97		163	99										
Airport - Vote by Mail	1036	338	32.63		190	127										
Dan Ave A 3005	1105	300	27.15		150	113										
Dan Ave A - Vote by Mail	1105	430	38.91		246	166										
Dan Ave B 3006	422	104	24.64		52	47										
Dan Ave B - Vote by Mail	422	187	44.31		83	95										
Rosser 3007	88	0	0.00		0	0										
Rosser - Vote by Mail	88	67	76.14		28	32										
Arboga Schl 3008	589	157	26.66		92	52										
Arboga Schl - Vote by Mail	589	268	45.50		168	88										
Cobblestone Schl 4001	1250	314	25.12		187	101										
Cobblestone Schl - Vote by Mail	1250	697	55.76		395	253										
RDO Schl A 4002	1109	285	25.70		155	108										
RDO Schl A - Vote by Mail	1109	613	55.28		309	269										
RDO Schl B 4003	877	231	26.34		123	91										
RDO Schl B - Vote by Mail	877	451	51.43		240	166										
Smartsville 4004	193	0	0.00		0	0										
Smartsville - Vote by Mail	193	148	76.68		63	70										
Beale AFB 4005	207	0	0.00		0	0										
Beale AFB - Vote by Mail	207	104	50.24		74	12										
Wheatland A 4006	952	310	32.56		160	118										
Wheatland A - Vote by Mail	952	434	45.59		220	181										
Wheatland B 4007	808	231	28.59		125	92										
Wheatland B - Vote by Mail	808	395	48.89		208	140										
Wheatland C 4008	786	244	31.04		103	118										
Wheatland C - Vote by Mail	786	384	48.85		181	184										
Riverside Meadows Schl 4009	578	136	23.53		77	54										

YUB_20161108_E

(529-1216) Accep... - 63 of 67

[illegible]

[illegible]

The County of Yuba

Community Development & Services Agency

Kevin Mallen, Director

Phone – (530) 749-5430 • Fax – (530) 749-5434
915 8th Street, Suite 123
Marysville, California 95901

www.co.yuba.ca.us



(530-1216) Appro... - 1 of 2

CODE ENFORCEMENT
749-5455 • Fax 749-5464

ENVIRONMENTAL HEALTH • CUPA
749-5450 • Fax 749-5454

PLANNING
749-5470 • Fax 749-5434

PUBLIC WORKS • SURVEYOR
749-5420 • Fax 749-5424

FINANCE AND ADMINISTRATION
749-5430 • Fax 749-5434

December 13, 2016

TO: YUBA COUNTY BOARD OF SUPERVISORS

FROM: MICHAEL G. LEE, DIRECTOR OF PUBLIC WORKS

SUBJECT: Approval of Contract Change Order Number 1 for the Bridge Replacement and Realignment of Scales Road over Slate Creek Project and authorize the Public Works Director to execute same

RECOMMENDATION:

The Public Works Department recommends that the Board of Supervisors approve the Contract Change Order Number 1 and authorize the Public Works Director to sign the change order for payment.

BACKGROUND:

This project entails installing a new bridge on Scales Road over Slate Creek and realigning a portion of Scales Road.

DISCUSSION:

The specifications required that a geologist review the abutment excavation before the abutment could be poured. After the geologist's review of the excavations and consultation with the design engineer, it was determined that the excavation needed to be deepened to sound rock. Dowels were also drilled and grouted into the bottom of the footing. This change order compensates the Contractor for furnishing and placing the steel dowels in the footing, the additional excavation portion of the work is still being negotiated. The cost of the change order is \$32,000.

COMMITTEE ACTION:

The Land Use & Public Works Committee was bypassed as this project is included in the Public Works Budget.

FISCAL IMPACT:

The entire construction phase of this project, including construction engineering, will be funded 100% through the HBP program using federal funds.

CONTRACT CHANGE ORDER NO. 1

(530-1216) Appro... - 2 of 2

Road/Project Bridge Replacement and Realignment of Scales Road over Slate Creek Sheet 1 Of 1 Sheets

Federal No.(s) BRLO-5916(087) Contract No. 2016- 6014

To Steelhead Constructors, Inc. Contractor

You are hereby directed to make the herein described changes from the plans and specifications or do the following described work not included in the plans and specifications on this contract.

NOTE: This change order is not effective until approved by the Engineer.

Description of work to be done, estimate of quantities, and prices to be paid. Segregate between additional work at contract price, agreed price and force account. Unless otherwise stated, rates for rental equipment is actually used and no allowance will be made for idle time.

Change requested by: **Engineer**

1. Furnish and install No. 9 steel dowels. Core and bond into rock. Length of dowels to be 10 feet. Place dowels in accordance with attached drawings. Lump sum price to include layout, furnishing and placement of dowels, accessing placement area, any other miscellaneous work or materials needed for furnishing and placement of the dowels, and any needed dewatering.

Total Estimated Cost: ADD \$32,000.00

By reason of this order the time of completion will be adjusted as follows: **Additional Three (3) Working Days.**

Submitted by: _____ Date _____

Resident Engineer

Approval Recommended: _____ Date _____

Approved by: _____ Date _____

Director of Public Works

We, the undersigned contractor, have given careful consideration to the change proposed and hereby agree, if this proposal is approved, that we will provide all equipment, furnish all materials, except as may otherwise be noted above, and perform all services necessary for the work above specified, and will accept as full payment therefore the prices shown above.

Accepted, Date _____ Contractor Steelhead Constructors, Inc.

By _____ Title _____

If the contractor does not sign acceptance of this order, his attention is directed to the requirements of the specifications as to proceeding with the ordered work and filing a written protest within the time therein specified.

FEDERAL PARTICIPATION

☒ PARTICIPATION

☐ PARTICIPATING IN PART

☐ NONE


The County of Yuba

Community Development & Services Agency

Kevin Mallen, Director

Phone – (530) 749-5430 • Fax – (530) 749-5434
915 8th Street, Suite 123
Marysville, California 95901

www.co.yuba.ca.us



621-1216
(531-1216) Appro... - 1 of 2

CODE ENFORCEMENT
749-5455 • Fax 749-5464

ENVIRONMENTAL HEALTH • CUPA
749-5450 • Fax 749-5454

PLANNING
749-5470 • Fax 749-5434

PUBLIC WORKS • SURVEYOR
749-5420 • Fax 749-5424

FINANCE AND ADMINISTRATION
749-5430 • Fax 749-5434

December 13, 2016

TO: YUBA COUNTY BOARD OF SUPERVISORS

FROM: MICHAEL G. LEE, DIRECTOR OF PUBLIC WORKS *For M.G.L.*

SUBJECT: Approval of Contract Change Order and Accept Ellis Road Rail Crossing Reconstruction Project (Contract No. 2015-2238) as Complete and Authorize the Public Works Director to Sign Contract Change Order and Sign and Record the Notice of Completion

RECOMMENDATION:

The Public Works Department recommends that the Board of Supervisors approve the Contract Change Order (CCO) and accept the project as complete and authorize the Public Works Director to sign the change order for payment and sign and record the Notice of Completion.

BACKGROUND:

R&R Horn, Inc. was awarded the contract for Ellis Road Rail Crossing Reconstruction Project (Contract No. 2015-2238) on October 6, 2015. Change order work was required to complete this project. The change order work included drainage improvements, rock slope protection, additional insurance (required by the Railroad), reinstalling the control point, adding additional fill and deleted culvert markers in the amount of \$45,569.26. The total construction cost for the project was \$297,463.35. This project consisted of creating a safer roadway by improving the railroad crossing and allowing trucks and trailers access across the levee without high centering on the tracks which consisted of reconstructing the roadway, added drainage facilities, retaining walls, ac dike and striping. The project is 100% funded through the federal funds for qualifying California Public Utilities Commission (CPUC) project that is managed through a division in Caltrans.

DISCUSSION:

Field Orders were given to the Contractor to perform necessary additional work to complete the project:

Item No. 1: Reduce 36-Inch pipe to 24-Inch pipe	(\$ 1,358.00)
Item No. 2: Install an additional 90 LF of 24-Inch pipe	\$ 6,084.00
Item No. 3: Additional insurance required by Railroad	\$ 28,479.62
Item No. 4: Install 6-Inch Minus Rip Rap at inlet and outlet	\$ 1,177.14
Item No. 5: Reinstall Control Point	\$ 467.50
Item No. 6: An additional 397 cubic yards of fill was required	\$ 10,719.00
Item No. 7: Deleted Bid Item 30 – Culvert Markers	\$ 0.00

TOTAL: \$ 45,569.26

The Contractor has completed the work. Once the Board accepts the project as complete the Public Works Director will sign the change order for payment and file a Notice of Completion with the Yuba County Recorder.

COMMITTEE ACTION:

The Land Use & Public Works Committee was bypassed as this project is included in the Public Works Budget.

FISCAL IMPACT:

The project will be 100% funded with federal funds.

THIS PAGE INTENTIONALLY LEFT BLANK



COUNTY OF YUBA

OFFICE OF EMERGENCY SERVICES

(532-1216) Adopt... - 1 of 4

ROBERT BENDORF
COUNTY ADMINISTRATOR
DIRECTOR OF EMERGENCY SERVICES

SCOTT BRYAN
EMERGENCY OPERATIONS MANAGER

BRIANA SCHUETTE
EMERGENCY OPERATIONS PLANNER

Board Memo

To: Board of Supervisors

Fr: Scott Bryan, Emergency Operations Manager

Re: Proclaim the existence of a local emergency in the County of Yuba

Date: December 13, 2016

Recommendation:

The Board of Supervisors adopts a resolution proclaiming the continuation of a local emergency due to the ongoing drought conditions.

Background:

On January 17, 2014 Governor Edmund G. Brown Jr. declared a Statewide Drought Emergency due to the impacts on the State of California as a result of four continuous years of drought. On February 18, 2014 the Director of Emergency Services proclaimed a local emergency due to the effects the drought has had within the County of Yuba. Your Board ratified said proclamation on February 25, 2014 and extended on November 15, 2016.

Discussion:

With an on-going water shortage affecting the County of Yuba, the final duration of the emergency has not yet been determined. The current seasonal rainfall totals have been below normal when compared to average rainfall totals. The National Weather Service continues to designate the County of Yuba as being in a severe drought and the existence of tree mortality is ever increasing. Therefore it is recommended that your Board extend the current proclamation of a local emergency until the end of the incident period per (*Govt. Code Section 8630 (c)*). This proclamation of emergency will be reviewed and renewed no less than once every thirty days. Per *Govt. Code Section 8630(d)*, this proclamation of emergency shall be terminated as soon as reasonably possible.

Committee Action:

No committee action was taken due to time constraints.

Fiscal Impact:

There is an unknown impact to the general fund as of this date.

THIS PAGE INTENTIONALLY LEFT BLANK

**BEFORE THE BOARD OF SUPERVISORS
OF THE COUNTY OF YUBA**

RESOLUTION:

**THE BOARD OF SUPERVISORS
ADOPT A RESOLUTION
PROCLAIMING THE EXISTENCE OF
AN ONGOING LOCAL DROUGHT
EMERGENCY IN THE COUNTY OF
YUBA.**

)
)
)
)
)
)

RESOLUTION NO. _____

WHEREAS, the Yuba County Director of Emergency Services did hereby proclaim a local emergency in the County of Yuba on February 18, 2014 per Ordinance Code section 4.20; and

WHEREAS, conditions of peril to public health and safety remain in the County of Yuba due to the statewide drought; and

WHEREAS, the County of Yuba Board of Supervisors does hereby find that the aforesaid conditions of peril do warrant and necessitate a proclamation of the existence of a local emergency due to a statewide drought; and

NOW, THEREFORE, IT IS HEREBY PROCLAIMED, that a local emergency continues to exist in the County of Yuba and the Board of Supervisors Proclamations through this resolution of the continuance of a Local Emergency in the County of Yuba.

PASSED AND ADOPTED at a regular meeting of the Board of Supervisors of the County of Yuba, State of California on the _____ day of _____ 2016.

AYES:

NOES:


ABSENT:

ABSTAIN:

Chair

ATTEST: DONNA STOTTLEMEYER
CLERK OF THE BOARD OF SUPERVISORS

APPROVE AS TO FORM:
COUNTY COUNSEL





COUNTY OF YUBA

OFFICE OF EMERGENCY SERVICES

533-1216
(533-1216) Adopt... - 1 of 4

DIRECTOR OF EMERGENCY SERVICES

SCOTT BRYAN
EMERGENCY OPERATIONS MANAGER

BRIANA SCHUETTE
EMERGENCY OPERATIONS PLANNER

Board Memo

Date: December 13, 2016

To: Yuba County Board of Supervisors

From: Scott Bryan, Emergency Operations Manager

Re: FY 2017 State Homeland Security Grant Program

Recommendation

Adopt resolution authorizing the Director of Emergency Services or the Emergency Operations Manager to execute and submit an application and any required documents as required for the FY 2017 State Homeland Security Grant Program (SHSGP), including any other pertinent documents related to this program, and authorize the acceptance and distribution of said funds.

Background/Discussion

The U.S. Department of Homeland Security provides grant funding annually to the State of California that is sub-granted to the Operational Areas (Counties). These funds are used to increase and maintain the capacity of the Operational Areas (OA) first responders and emergency management to plan for, respond to, mitigate, and recover from acts of terrorism, or natural and other manmade disasters.

Your Board has previously appointed the Yuba County Multi-Jurisdictional Terrorism Task Force (TTF) to identify and develop projects that meet the requirements of the SHSGP. The Yuba County TTF has met to carry out this task for the current fiscal year.

Committee

Projects have been identified and have been approved by the Yuba County TTF, a sub-committee of the Yuba County Operational Area Disaster Council.

Fiscal Impact

The Yuba County OA is allocated \$150,565 for FY 2017. Emergency Services will receive \$7,500 in management and administration reimbursement to help offset the general fund allocation for emergency services.

THIS PAGE INTENTIONALLY LEFT BLANK

**BEFORE THE BOARD OF SUPERVISORS
OF THE COUNTY OF YUBA**

RESOLUTION AUTHORIZING THE COUNTY)	RESOLUTION NO.
DIRECTOR OF EMERGENCY SERVICES AND)	
THE EMERGENCY OPERATIONS MANAGER TO)	
APPLY FOR THE FY 2017 HOMELAND)	
SECURITY GRANT AND FURTHER)	
AUTHORIZING THEM TO EXECUTE)	
DOCUMENTS AS REQUIRED BY THE)	
APPLICATION, THE RESULTANT GRANT)	
AND/OR ANY PERTINENT DOUCMENTS)	
RELATED TO THE PROGRAM AND)	
ACCEPTANCE OF GRANT FUNDS)	

WHEREAS, it is in the best interest of the citizens of the County of Yuba to be protected from the threat of terrorism and to obtain federal financial assistance provided by the Federal Department of Homeland Security and sub-granted through the State of California for that purpose.

WHEREAS, the Department of Homeland Security Grant supports the implementation of State Homeland Security Strategies to address the identified planning, organization, equipment, training, and exercise needs to prevent, protect against, mitigate, respond to, and recover from acts of terrorism and other catastrophic events.

NOW, THEREFORE, BE IT RESOLVED, that the Director of Emergency Services or the Emergency Operations Manager is hereby authorized to execute and submit a grant application, for the Operational Area allocation of \$150,565; for and on behalf of the County of Yuba, a public entity established under the laws of the State of California.

BE IT FURTHER RESOLVED by the Board of Supervisors of the County of Yuba as follows: that the Director of Emergency Services or his designee is hereby authorized to accept FY 2017 Homeland Security Grant funds in an amount not to exceed \$150,565; to execute, upon review and approval of County Counsel, documents as required by the application and the resultant grant; to authorize and execute the allocation of grant funds received.

PASSED AND ADOPTED at a regular meeting of the Board of Supervisors of the County of Yuba, State of California on the _____ day of _____ 2017.

AYES:

NOES:

ABSENT:

ABSTAIN:

Chair

ATTEST: DONNA STOTTLEMEYER
CLERK OF THE BOARD OF SUPERVISORS

APPROVE AS TO FORM:
COUNTY COUNSEL





COUNTY OF YUBA

OFFICE OF EMERGENCY SERVICES

(534-1216) Adopt... - 1 of 4

DIRECTOR OF EMERGENCY SERVICES

SCOTT BRYAN
EMERGENCY OPERATIONS MANAGER

BRIANA SCHUETTE
EMERGENCY OPERATIONS PLANNER

Board Memo

Date: December 13, 2016

To: Board of Supervisors

From: Scott Bryan, Emergency Operations Manager

Subject: Adopt Updated Yuba County Multi-Jurisdictional Multi-Hazard Mitigation Plan

Recommendation:

Adopt the updated Yuba County Multi-Jurisdictional, Multi-Hazard Mitigation Plan and jurisdictional annexes in accordance with FEMA guidelines and the Disaster Mitigation Act of 2000.

Background:

The Disaster Mitigation Act of 2000 requires hazard mitigation planning as part of the Stafford Disaster Relief and Emergency Assistance Act. In December 2007, the County of Yuba received the final approval letter for the County's initial planning grant through the Federal Emergency Management Agency (FEMA) Pre-Disaster Mitigation Program (PDM). Per the DMA 2000, these plans must be updated once every five years.

Discussion:

In 2012, the County Office of Emergency Services applied for and received competitive grant funds through FEMA to update the 2007 mitigation plan. A consultant firm was hired and the mitigation plan process was completed. The Yuba County Plan was submitted to and has been approved by FEMA, pending formal adoption by the Yuba County Board of Supervisors.

The Cities of Marysville and Wheatland, as well as the Yuba County Water Agency will be adopting the Yuba County Plan and annexes to fulfill DMA 2000 requirements for multi-jurisdictional planning and the Yuba County PDM grant. Adoption of the County Plan and annexes will be forwarded to FEMA upon receipt.

Committee:

Plan was unanimously approved by the Yuba County Disaster Council

Financial Impact:

The Yuba County Hazard Mitigation Project was funded by a FEMA PDM grant and funds provided by the Yuba County Water Agency. Adoption of the Yuba County Plan will enable the County to continue to receive certain federal grant funds.

THIS PAGE INTENTIONALLY LEFT BLANK

**BEFORE THE BOARD OF SUPERVISORS
OF THE COUNTY OF YUBA**

IN REFERENCE TO:

**RESOLUTION ADOPTING THE UPDATED
COUNTY OF YUBA OPERATIONAL
AREA MULTI-JURISDICTIONAL, MULTI-
HAZARD MITIGATION PLAN**

RESOLUTION NO. _____

WHEREAS, it is in the best interest of the citizens of the County of Yuba to implement mitigation projects prior to a disaster event, thereby reducing the overall risk to the population and structures, while also reducing reliance on funding from actual disaster declarations; and

WHEREAS, your Board adopted the Yuba County Multi-Jurisdictional, Multi-Hazard Mitigation Plan and jurisdictional annexes in accordance with the FEMA Disaster Mitigation Act of 2000 and the Stafford Disaster Relief and Emergency Assistance Act in September 2007; and

WHEREAS, Pre-Disaster Mitigation Plans are required to be reviewed and updated no less than every five years to maintain jurisdictional eligibility for state and federal mitigation funds;

NOW, THEREFORE, BE IT RESOLVED that the Yuba County Board of Supervisors of the County of Yuba accepts and adopts the updated County of Yuba Multi-Hazard, Multi-jurisdictional Mitigation Plan.

PASSED AND ADOPTED by the Board of Supervisors of the County of Yuba, State of California, at the regular meeting thereof on the _____, day of _____ 2016, by the following vote:

AYES:


NOES:

ABSENT:

Chairman BOS

ATTEST: DONNA SOTTLEYMEYER
Clerk of the Board of Supervisors

APPROVED AS TO FORM



Angil Morris-Jones
COUNTY COUNSEL



COUNTY OF YUBA
OFFICE OF EMERGENCY SERVICES

(535-1216) Adopt... - 1 of 10

COUNTY ADMINISTRATOR
DIRECTOR OF EMERGENCY SERVICES

SCOTT BRYAN
EMERGENCY OPERATIONS MANAGER

BRIANA SCHUETTE
EMERGENCY OPERATIONS PLANNER

BOARD MEMO

To: Board of Supervisors

From: Scott Bryan *vs*
Emergency Operations Manager

Subject: Approval of Yuba County Water Agency Grant Agreement, Resolution and Budget Adjustment.

Date: December 13, 2016

Recommendation:

Approve the attached agreement between the YCWA and Yuba County OES for grant funding, approve resolution authorizing the Director of Emergency Services or designee to execute and receive grant funds and the attached budget adjustment request form.

Background/Discussion:

This grant is for the purpose of providing temporary funding to create or update Flood Safety Plans for Reclamation Districts 10, 784, 817, and 2103.

The purpose of this Flood Safety Plan (FSP) is to outline the LMAs planned response to flood emergencies in or affecting Yuba County. The Plan will provide information, policies, and procedures that will guide and assist the LMAs in efficiently dealing with flood emergencies. At a minimum the Plan will address flood preparedness, levee patrols, flood fight, evacuation procedures and floodwater removal. The safety plan shall be integrated into any other local agency emergency plan and shall be coordinated with the state emergency plan.

Committee Action:

None

Fiscal Impact:

Upon approval of the attached agreement the YCWA will provide the County with the funds in question in full. There will be no negative impact to the general fund.

AUDITOR-CONTROLLER'S OFFICE
BUDGET ADJUSTMENT REQUEST FORM

PREPARED BY/PHONE Scott Bryan

EXPLANATION FOR BUDGET ADJUSTMENT:

DATE _____

**BEFORE THE BOARD OF SUPERVISORS
OF THE COUNTY OF YUBA**

RESOLUTION AUTHORIZING THE DIRECTOR OF EMERGENCY SERVICES OR HIS DESIGNEE TO ACCEPT GRANT FUNDS ON BEHALF OF THE COUNTY OF YUBA FROM THE YUBA COUNTY WATER AGENCY AND FURTHER AUTHORIZING THEM TO EXECUTE DOCUMENTS AS REQUIRED BY THE AGREEMENT BETWEEN THE COUNTY OF YUBA AND THE YUBA COUNTY WATER AGENCY.)))))))))))	RESOLUTION NO.
--	---	-----------------------

WHEREAS, it is in the best interest of the citizens of the County of Yuba to be protected from the threat of high water and flood events and for the County to coordinate high water and flood event planning with stakeholders, and

WHEREAS, the Yuba County Water Agency financially supports the implementation of identified planning, organization, and preventative measures to protect against, mitigate, respond to, and recover from high water and flood events.

NOW, THEREFORE, BE IT RESOLVED, that the Director of Emergency Services or his designee is hereby authorized to execute and receive grant funds from the Yuba County Water Agency in the amount of \$70,000; for and on behalf of the County of Yuba, a public entity established under the laws of the State of California.

BE IT FURTHER RESOLVED by the Board of Supervisors of the County of Yuba as follows: that the Director of Emergency Services or his designee is hereby authorized to accept grant funds in an amount not to exceed \$70,000; to execute, upon review and approval of County Counsel, documents as required by the application and the resultant grant; to authorize and execute the allocation of grant funds received.

PASSED AND ADOPTED at a regular meeting of the Board of Supervisors of the County of Yuba, State of California on the _____ day of _____ 2016.

AYES:

NOES:


ABSENT:

ABSTAIN:

Chair

ATTEST: DONNA STOTTLEMEYER
CLERK OF THE BOARD OF SUPERVISORS

APPROVE AS TO FORM:
COUNTY COUNSEL



**YUBA COUNTY WATER AGENCY
GRANT AGREEMENT WITH
COUNTY OF YUBA OFFICE OF EMERGENCY SERVICES
For Development of Flood Safety Plans**

THIS AGREEMENT is made this 16th day of November, 2016, by and between Yuba County Water Agency, a public agency ("Agency") and Yuba County ("Grantee") Office of Emergency Services. This grant is for the purpose of providing temporary funding to create or update Flood Safety Plans for Reclamation Districts 10, 784, 817, and 2103. Agency and Grantee agree as follows:

1. Grant. The Agency agrees to grant to Grantee a sum of Seventy-Thousand Dollars (\$70,000.00) on and subject to the terms of this Agreement. The grant shall be used by Grantee solely for the purposes described in Exhibit A, attached hereto and incorporated herein. Agency shall not be liable for any costs for the Work (see section 2) in excess of this amount, or for any unauthorized or ineligible costs.

2. Work To Be Performed. Grantee shall fully perform the work described in the Exhibits and Attachments (the "Work").

3. Method of Payment. Upon request by Grantee, Agency shall advance total amount of grant proceeds to Grantee. Total payment shall not exceed the grant amount. If Grantee is in compliance with this Agreement, then Agency shall pay within 30 days of receipt of the request.

4. Term & Termination.

4.1. This Agreement shall take effect November 1, 2016. Grantee must complete the Work on or before June 30, 2018, and all grant fund reimbursement/payment requests must be submitted to Agency by July 31, 2018, unless this deadline is extended by mutual agreement of the parties. Any grant funds not expended by August 31, 2018 or any extended deadline shall be forfeited by the Grantee and returned to Agency.

4.2. Agency may terminate this Agreement at any time for cause by giving 14 days prior written notice to Grantee. Cause shall mean: (a) Grantee violates this Agreement, and such violation continues for a period of 30 days after notice of violation from Agency, which notice shall specify the violation; (b) Grantee files or there is filed against Grantee a bankruptcy petition (unless, in the case of a petition filed against Grantee, the same is dismissed or stayed within 60 days); (c) Grantee makes an assignment for the benefit of creditors; (d) Grantee becomes insolvent or there shall occur a material adverse change in the financial conditions of Grantee; (e) Grantee applies for or consents to the appointment of a receiver, trustee, or conservator, or such appointment is

made without Grantee's consent and is not vacated within 60 days; (f) Grantee files a petition or resolution of application for reorganization; or (g) Agency's River Management Fund suffers a significant loss of revenue, deposits or reserves, resulting in a loss of sufficient funds for this grant.

5. Compliance with Laws. Grantee shall perform the Work in compliance with all applicable federal, state and local laws and regulations and codes, and Grantee shall obtain all required permits, licenses, entitlements, and authorizations.

6. Public Works Requirement. If any of the Work consists of public works, as defined at Labor Code sections 1720 to 1720.4, then Grantee and its contractors and subcontractors shall comply with California statutes and regulations applicable to public works projects, including, but not limited to, the following requirements: payment of prevailing wage rates; employment of apprentices; hours of labor limitations and overtime; payroll records; workers' compensation insurance; payment/labor and materials bond; non-discrimination laws; contractors' state license requirements; and California Environmental Quality Act review.

7. Inspections. Agency reserves the right to inspect any Work to determine whether it is being performed in accordance with this Agreement. Agency may withhold grant payments if it finds any Work does not conform to this Agreement, until Grantee remedies the nonconformity.

8. Record Keeping and Reporting

8.1 Grantee shall keep and maintain bookkeeping records, accounts, and documentation pertaining to the receipt, disbursement, and use of grant proceeds to pay vendors, contractors, suppliers, and others who perform any Work for Grantee, including all invoices, receipts, canceled checks, contracts, purchase orders, and other source documents.

8.2 These records shall be retained for a period of not less than three years from the date of the final grant payment.

8.3 These records shall be accessible and available for inspection or audit by Agency, or by its employees, accountants, attorneys or agents, at reasonable times and upon reasonable notice.

8.4 Grantee will submit a report to the Agency documenting work product.

9. Indemnification. Grantee shall indemnify, defend, protect, and hold harmless Agency, and its officers, employees, volunteers and agents from and against any and all

liability, losses, claims, damages, expenses, demands, and costs (including but not limited to, attorney, expert witness and consultant fees, and litigation costs) of every nature arising out of Grantee's performance of the Work and caused by the negligent or willful act or omission of Grantee or its contractor or subcontractor or any of their employees, agents or subcontractors, except where caused by the active negligence, sole negligence or willful misconduct of Agency or as otherwise provided or limited by law. Contractor's obligations under this indemnification provision shall survive the termination of, or completion of Work under, this Agreement.

10. General Provisions.

10.1 Integration. This Agreement constitutes the sole, final, complete, exclusive and integrated expression and statement of terms of this contract among the parties concerning the subject matter addressed in this Agreement, and it supersedes all prior negotiations, representations or agreements, either oral or written, that may be related to the subject matter of this Agreement, except those other documents that are expressly referenced in this agreement.

10.2 Waiver. The waiver at any time by any party of its rights with respect to a default or other matter arising in connection with this Agreement shall not be deemed a waiver with respect to any subsequent default or matter.

10.3 Successors and Assignment. This Agreement shall bind and inure to the benefit of the respective successors, assigns, heirs, devisees and personal representatives of the parties.

10.4 Governing Law and Venue. Except as otherwise required by law, this Agreement shall be interpreted, governed by, and construed under the laws of the State of California.

10.5 Notices. Any notice, demand, invoice or other communication required or permitted to be given under this Agreement shall be in writing and either served personally or sent by prepaid, first class U.S. mail addressed as follows:

Agency:

General Manager
Yuba County Water Agency
1220 F Street
Marysville, CA 95901

Grantee:

Yuba County Administrator
915 8th Streets, Suite 115
Marysville, CA 95901

Any party may change its address by notifying the other party of the change in the manner provided above.

YUBA COUNTY WATER AGENCY

GRANTEE

By: _____
Curt Aikens, General Manager

By: _____
Robert Bendorf, County Administrator

Exhibits Incorporated into this Grant Agreement:

Exhibit A: Scope of Work, attached letter dated September 19, 2016

APPROVED AS TO FORM
ANGIL P. MORRIS-JONES
COUNTY COUNSEL

BY: MP

INSURANCE PROVISIONS APPROVED.

Jill Abel,
Human Resources Director and Risk Manager



COUNTY OF YUBA
OFFICE OF EMERGENCY SERVICES

Exhibit A

(535-1216) Adopt... - 9 of 10

COUNTY ADMINISTRATOR
DIRECTOR OF EMERGENCY SERVICES

SCOTT BRYAN
EMERGENCY OPERATIONS MANAGER

BRIANA SCHUETTE
EMERGENCY OPERATIONS PLANNER

Date: September 19, 2016

To: Curt Aikens
YCWA General Manager

Fr: Scott Bryan
Emergency Manager

Re: Flood Safety Plan Funding

For the 2015 DWR Statewide Flood Response Grant (Round #2), the Yuba County Office of Emergency Services applied for and received \$30,000 in funding to create and or update Flood Safety Plans for RD 10, 784, 817 and 2103. In discussing the allocation to complete this project with multiple consultants and DWR, I have determined that I significantly underestimated the cost to complete the projects. To create these plans to serve the reclamation districts well in responding to and coordinating with the County during high water, it is estimated that the total cost of the project is \$100,000. In speaking with DWR regarding this issue, they advised that no additional funds are available to help offset these costs.

The purpose of this Flood Safety Plan (FSP) is to outline the LMAs planned response to flood emergencies in or affecting Yuba County. The Plan will provide information, policies, and procedures that will guide and assist the LMAs in efficiently dealing with flood emergencies. At a minimum the Plan will address flood preparedness, levee patrols, flood fight, evacuation procedures and floodwater removal. The safety plan shall be integrated into any other local agency emergency plan and shall be coordinated with the state emergency plan.

915 8TH STREET, SUITE 117
MARYSVILLE, CA 95901

StormReady
County

(530) 749-7520 OFFICE
(530) 749-7524 FAX

THIS PAGE INTENTIONALLY LEFT BLANK

The County of Yuba

(536-1216) Appro... - 1 of 8

HEALTH & HUMAN SERVICES DEPARTMENT

Jennifer Vasquez, Director

5730 Packard Ave., Suite 100, P.O. Box 2320, Marysville, California 95901
Phone: (530) 749-6311 FAX: (530) 749-6281



Nichole Quick, MD, MPH
Health Officer
Phone: (530) 749-6366

536-1216

TO: Board of Supervisors
Yuba County

FROM: Jennifer Vasquez, Director
Chaya Galicia, Project Manager
Health & Human Services Department

DATE: December 13, 2016

SUBJECT: Authorize the Chair of the Board to Enter into Memorandum of Understanding for the Sutter Yuba Homeless Management Information System

RECOMMENDATION: It is recommended that the Board of Supervisors authorize the Chair of the Board of Supervisors to enter into and execute the Memorandum of Understanding for the Sutter Yuba Homeless Management Information System (HMIS).

BACKGROUND: The Sutter Yuba HMIS is a computerized information system designed to capture client-level information over time on the characteristics and service needs of men, women, and children experiencing homelessness. The system will be used for a variety of reasons, including efficient data sharing between authorized Agencies, which will in turn provide more effective and streamlined services to clients.

DISCUSSION: In order to systematically share data, the interested agencies must jointly establish a data sharing network formalized by the execution of the attached MOU.

COMMITTEE: The Human Services Committee recommended approval on December 6, 2016.

FISCAL IMPACT: Approval of this Resolution will not impact the County General Fund.

THIS PAGE INTENTIONALLY LEFT BLANK

Agency Name: Yuba County Health & Human Services Department MOU Number: _____

MEMORANDUM OF UNDERSTANDING (MOU)

Interagency Data Sharing Agreement

For Sutter Yuba Homeless Management Information System (HMIS)

The Sutter Yuba HMIS is a computerized information system designed to capture client-level information over time on the characteristics and service needs of men, women, and children experiencing homelessness. The system will be used for a variety of reasons, including efficient data sharing between authorized Agencies, which will in turn provide more effective and streamlined services to clients. In order to systematically share data, the interested agencies must jointly establish a data sharing network formalized by the execution of this MOU.

The MOU is a multi-directional sharing relationship between multiple organizations. MOUs are created on the Admin Level within Bell Data Systems. A client can only be assigned to one MOU and only by the organization that created that client. The Bell Data Systems MOU software tool represents the written agreement signed by the participating agencies and an Information Release form listing either the collaboration or accessing agencies by name, signed by the client, and kept on file by the agency. This is one of the primary security measures to maintain the confidentiality and security of client information. This MOU is entered into on _____ (day/mo/yr) by the Partner Agencies listed on the signatory page. (See attached Signatory Page(s).) This executed MOU shall establish a Data Sharing Network comprised solely of those Participating Agencies listed on the Signatory Page(s). Each Agency listed on the Signatory Page(s) agrees as follows:

I. General Understandings:

1. In this Agreement, the following terms shall have the following meanings:
 - a. "Client" refers to a consumer of services;
 - b. "Agency" shall refer generally to any service provider organization which directly enters data in the Sutter Yuba HMIS database;
 - c. "Data Sharing Partners" shall refer generally to any service provider organization which participates in this MOU;
 - d. "Data Sharing Network" shall refer collectively to all service provider organizations that are participating in this MOU;
 - e. "HMIS" refers to the Sutter Yuba Homeless Management Information System governed by the Sutter Yuba Behavioral Health Services and adopted by the Sutter Yuba Homeless Continuum as the official Homeless Management Information System (see Attachment A);
 - f. "System Administrators" refers to the designated individuals of Sutter-Yuba Behavioral Health and Yuba County Health and Human Services Department who will be responsible for overseeing the daily technical aspects of the HMIS.

2. The Executive Director of each Data Sharing Partner is ultimately responsible for ensuring that users within his/her agency abide by all policies stated in this MOU.
 - a. Only the Data Sharing Partners which have been both listed on the signatory page and whose Executive Director has signed and dated the signatory page shall be considered a Partner in this MOU.
 - b. Each Data Sharing Partner understands that any addition, subtraction or modification to the signatory page shall require that a new, original MOU be signed and dated by the Executive Director of each Partner wishing to participate in the Data Sharing Network.
 - c. The System Administrators shall authorize data sharing to begin. Data sharing shall not begin without authorization from the System Administrators. Authorization shall not be granted until the System Administrators obtain the original copy of this MOU, which has been signed and dated by the Executive Director of each Data Sharing Partner.
 - d. The Data Sharing Partner agrees not to release any client information collected by other Data Sharing Partners stored within the HMIS database to any organization or individual not in this Data Sharing Network.
 - e. The Data Sharing Partner will ensure that all persons accessing HMIS have completed the policy and application training modules required for their user type, have executed an Agency Agreement, and have been issued his/her own User ID and password for HMIS. The Data Sharing Partner will ensure that all persons who are issued a User ID and password for the Sutter Yuba HMIS abide by this MOU, including the confidentiality rules and regulations.
 - f. The Yuba Sutter HMIS administrators may implement monitoring procedures to ensure compliance with Client consent and data sharing procedures as defined by this agreement, the User Agreement, and the Yuba Sutter HMIS.

II. Terms and Conditions:

1. The parties hereto agree that this agreement is the complete and exclusive statement of the agreement between parties and supersedes all prior proposals and understandings, oral and written, relating to the subject matter of this agreement.
 - a. No Data Sharing Partner shall transfer or assign any rights or obligations without the written consent of the other Data Sharing Partners.

///

///

///

///

- b. This agreement may be terminated by submitting written notice to the HMIS Administrators and the Executive Director of all Data Sharing Partners with thirty (30) days advance notice. In the event that other parties desire continuation of the data sharing arrangement, a new MOU shall be executed among the interested parties.


IN WITNESS WHEREOF, this MOU has been executed as follows:

COUNTY OF YUBA

_____, Chair
Yuba County Board of Supervisors

On: _____
(Date)

APPROVED AS TO FORM:

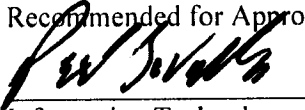


Angil Morris-Jones,
County Counsel

RECOMMENDED FOR APPROVAL:

Jennifer Vasquez, Director
Yuba County Health & Human
Services Department

Recommended for Approval:

 11/3/11

Information Technology Date

ATTEST: DONNA STOTTEMEYER
Clerk of the Board of Supervisors

By: _____

SUTTER YUBA BEHAVIORAL HEALTH SERVICES

By: _____
Name
Title

On: _____
(Date)

SUTTER COUNTY BOARD OF SUPERVISORS

By: _____
Ron Sullenger, Chairman

Date: _____

APPROVED AS TO FORM
SUTTER COUNTY COUNSEL

ATTEST: DONNA M. JOHNSTON
SUTTER COUNTY CLERK OF THE BOARD

By: _____

ATTACHMENT A: Homeless Management Information System

The Client Services Network (CSN) is an on-line web-based computerized data collection, searching, sharing, and organizing tool designed to capture client-level information over time on the characteristics and service needs of persons seeking services in the Yuba-Sutter region. The CSN is our community's Homeless Management Information System (HMIS) compliant system as defined by the U.S. Department of Housing and Urban Development regulations. It allows personnel at Partner Agencies who have been authorized by the Systems Administrator to input, use, and retrieve information concerning their own clients and to share information, subject to agreements, on common clients with other Partner Agencies.

The Systems Administrator allows Partner Agency access and utilization of the CSN, subject to the terms and conditions set forth in this Agreement. All references to actions taken by or consents or releases to be signed by a "client" herein shall include the actions, consents, and releases of the client's guardian, where applicable.

Objective of the CSN:

- a. Improved coordinated care for and services to agency clients;
- b. Automated processes to replace manual processes(when practical);
- c. Fulfillment of agency reporting requirements, to include U.S. Department of Housing and Urban Development (HUD), reports to the government entities, charitable funders and agency-specific reports;
- d. Compliance with all state and federal requirements regarding client/consumer confidentiality and data security (HIPAA, etc.);
- e. Timely, credible, quality data about services;
- f. A user- friendly system that promotes service coordination and use of resources.

The System Administrator provides oversight for the Client Service Network (CSN) and holds the master license to the CSN under contract with Bell Data Systems, the developer, provider and host of the software that houses the CSN and associated database. The System Administrator is responsible for granting and limiting Partner Agencies' access to CSN. Utilizing a variety of methods, the System Administrator will protect, to the utmost of its ability, the CSN data from any unauthorized modification, disclosure, corruption, or destruction.

Confidentiality:

- a. Partner Agency and System Administrator will uphold relevant and governing federal and state confidentiality regulations and laws that protect client records and will only release confidential client records with written consent by the client, or the client's guardian, unless otherwise provided for in regulations or law.
- b. Each user will register for a unique User Identification (ID) and Password. They are not to share or reveal that information and are to promptly report to Partner Agency and System Administrator if the confidentiality of such unique User ID and Password has been or may have been compromised. In such event, a new User ID and/or Password shall be assigned, and the old one deactivated.
- c. The System Administrator shall ensure that all staff employed by the System Administrator with access to the client database will have background checks conducted and receive confidentiality training.

- d. Partner Agency will conduct thorough background checks on all persons issued User ID's and Passwords for CSN as appropriate to the Partner Agency.
- e. Partner Agency shall ensure that appropriate actions are taken against any person associated with the Partner Agency who violates client confidentiality and/or consent. Appropriate action may include probation, termination, and/or filing of criminal charges, and prompt remedial action to contain and reverse the damage caused by such violation.
- f. Partner Agency and system Administrator understand application of the CSN is secured by a user authentication process, audit trails, data encryption of at least 128-bit for electronic data submission and data storage in binary and encrypted format. Partner Agency shall ensure that its user do not take any action to compromise circumvent or overcome such security features, or in any way to interfere with the proper and efficient operation and administration of the CSN. Partner Agency shall further ensure that its authorized users do not attempt to access or use the CSN in a manner that exceeds their authorized access level.
- g. Partner Agency and System Administrator understand the file server, which contains all client information, including encrypted identifying client information, will be located at an appropriate location as determined by Bell Data Systems.
- h. Partner Agency agrees to document, via a signed Confidentiality Policy and Consent to Exchange Information form, a Client's (or guardian's when appropriate) understanding and consent to enter client information into a central database and the reasons for this entry.
- i. An individual client (or guardian) must give informed client consent by signing the Confidentiality Policy and Consent to Exchange Information form at the Partner Agency prior to the Partner Agency sharing any client Information with another agency.
- j. The completed Confidentiality Policy and Consent to Exchange Information form may provide:
 - a. Informed client consent regarding basic identifying client data to be entered into a shared database.
 - b. Release of non-confidential service transaction information to be shared for report purposes.
 - c. Client releases to authorize the sharing of basic client identifying information among designated CSN Partner Agencies.

SIGNATORY PAGE (1) of (1) PAGES**MOU Number:** _____**Authorized Organization Representative Signatures:**

Print Name	Signature	Title	Organization	Date
Erich Runge		HHSD Program Manager	Yuba County Health & Human Services Dept.	
Pamela Cook		HHSD Program Manager	Yuba County Health & Human Services Dept.	
Chaya Galicia		Homeless Project Manager	Yuba County Health & Human Services Dept.	
Christina Houde		Office Assistant I Extra Hire	Yuba County Health & Human Services Dept.	
Carla Jara		Program Specialist	Yuba County Health & Human Services Dept.	
Bunny Keterman		Social Worker (CWS)	Yuba County Health & Human Services Dept.	
Victoria Ray		Eligibility Technician II	Yuba County Health & Human Services Dept.	
Tracy Bryan		HHSD Program Manager	Yuba County Health & Human Services Dept.	
Megan Stutler		Social Worker I (Employment)	Yuba County Health & Human Services Dept.	
Melissa Gianelli		Social Worker Supervisor (Employment)	Yuba County Health & Human Services Dept.	
Angelica Bravo		Social Worker I (Employment)	Yuba County Health & Human Services Dept.	

The County of Yuba

HEALTH & HUMAN SERVICES DEPARTMENT

Jennifer Vasquez, Director

5730 Packard Ave., Suite 100, P.O. Box 2320, Marysville, California 95901
Phone: (530) 749-6311 FAX: (530) 749-6281





(537-1216) Appro... - 1 of 4

537-1216

Nichole Quick, MD, MPH
Health Officer
Phone: (530) 749-6366

TO: Board of Supervisors
Yuba County

FROM: Jennifer Vasquez, Director 
Homer Rice, MPH, PhD, Health Administrator
Health & Human Services Department 

DATE: December 13, 2016

SUBJECT: Approval to Accept California Kids' Plates Program Child Safety Equipment from California Department of Public Health (CDPH)

RECOMMENDATION: It is recommended that the Board of Supervisors, on behalf of its Health and Human Services Department (HHSD), accept the Child Safety Equipment Award from the California Department of Public Health (CDPH), California Kids' Plates Program.

BACKGROUND: HHSD, through its Public Health Division, submitted an application in response to the August 2016 Request for Application for the California Kids' Plates Program Child Safety Equipment Distribution and has been Awarded participation in the program. The California Kids' Plates Program will Award HHSD, Public Health Division with fifty (50) convertible child safety seats and ninety-six (96) multi-sport safety helmets for distribution to low income families. Participants will receive proper demonstrations, education and assistance with car seat installation or helmet fittings.

DISCUSSION: The acceptance of the equipment will allow HHSD, Public Health Division, to distribute car seats and helmets to low income families living in Yuba County.

COMMITTEE: The Human Services Committee recommended approval on December 6, 2016

FISCAL IMPACT: Approval of the California Kids' Plates Program Child Safety Equipment will not impact County General Funds.

THIS PAGE INTENTIONALLY LEFT BLANK



KAREN L. SMITH, MD, MPH
Director and State Public Health Officer

State of California—Health and Human Services Agency
California Department of Public Health

(537-1216) Appro... - 3 of 4



EDMUND G. BROWN JR.
Governor

September 12, 2016

RE: Kids' Plates Request For Application

Dear Yuba County Health and Human Services Department:
kglavaris@co.yuba.ca.us

Thank you for submitting an application to the **California Kids' Plates Program Child Safety Equipment Distribution Request for Applications (RFA): August 2016**.

I am pleased to inform you that your application was selected for award and you will be receiving the following quantities and types of child safety equipment:

- 50 convertible child safety seats.
- 96 multi-sport safety helmets.
- N/A life vests.
- N/A smoke alarms.

Please note: The quantities and types of items listed above may be different from what you requested in your application.

As a reminder, it was the intent of the RFA to supply child safety equipment to those entities in California with the capacity to conduct successful education and outreach. Therefore, as agreed upon in your application, the following is required:

- If you are receiving convertible child safety seats, you **MUST** have a Certified Child Passenger Safety Technician available to you who will provide education and demonstrate proper installation, as follows nationally recommended best practice.
- If you are receiving multi-sport safety helmets, you **MUST** demonstrate proper helmet fit and provide education on helmet use to those receiving the multi-sport safety helmets.
- If you are receiving life vests, you **MUST** demonstrate proper life vest fit and provide education on life vest use and water safety to those receiving life vests.
- If you are receiving smoke alarms, you **MUST** ensure that a trained individual installs the smoke alarms and provides education on use and maintenance.



Page 2

In addition, consistent with the requirements of the RFA:

- You must distribute your allotted safety equipment before **June 30, 2017**.
- You must disseminate safety equipment items at no-cost for the benefit of California children up to age 18 who are from low income families.
- You must complete an online progress report that will be due July 31, 2017.

The delivery of safety equipment will occur in January 2017. You must be able to receive the quantities and types of safety equipment listed above at the time of delivery, without advanced notice or special delivery options (e.g., lift gates). Although there is no guarantee, every effort will be made to make tracking information or shipment notification available to you. We will use the contact and delivery information you put in your application. If there is any change to that information, you must notify us **by Friday, October 14, 2016**, or risk having your safety equipment forfeited.

Although it is not permissible to use the CDPH logo without prior approval, you are encouraged to give the following attribution when appropriate: Child safety equipment provided by the California Department of Public Health's Kid's Plates Program, with funding from the sale of specialized vehicle license plates (Child Health and Safety Fund). www.cdph.ca.gov/programs/Pages/KidsPlates.aspx

If you have any questions or concerns, please contact us by email at: kidsplates@cdph.ca.gov.


Again, congratulations and thank you for your continued dedication and commitment to preventing unintentional injuries, disabilities, and deaths among children in California!

Sincerely,



Stacy Alamo Mixson, M.P.H., Chief
Safe and Active Communities Branch

APPROVED AS TO FORM
ANGIL P. MORRIS-JONES
COUNTY COUNSEL

BY: 

BOARD OF SUPERVISORS

— PROCLAMATION —



HONORING

Kevin DeHoff and the 50th Anniversary of The Country Florist

WHEREAS, in the fall of 1966, a cozy flower shop open Hammonton-Smartsville Road, giving the Yuba County community its first glimpse at The Country Florist; and

WHEREAS, also in 1966 – in what can only be observed as an indication of things to come – an eight year old boy named Kevin DeHoff submitted his floral design creation to a Yuba-Sutter Fair competition and nabbed top honors; and

WHEREAS, Kevin proved to be quite the local entrepreneur in his young years, applying his artistic talents to create items, including evergreen arrangements and tile decorated matchboxes, that he would then sell; and

WHEREAS, in 2008, Kevin purchased the Country Florist at its North Beale Road location in Linda, where it has been since the original shop was displaced by a fire in 1975; and


WHEREAS, Kevin, who possesses a quiet, understated, and humble approach to his craft, has wonderfully enhanced the Yuba County staple florist shop – still cozy in nature – so that it fully inspires everyone who enters by a show of spectacular floral arrangements, unique artistic home décor and beautiful jewelry; and


WHEREAS, in what can only be described as a true dedication to his community, Kevin can often be found donating his time to add beautiful floral arrangement to special events, and he has become particularly appreciated for his support of Yuba-Sutter Chamber of Commerce; and

WHEREAS, everyone Kevin meets is greeted by his warm smile, and he is certain to maintain each relationship, as he seems to know which flower will bring a smile to a particular face; and

WHEREAS, Kevin personifies the very definition of a caring person, with his supportive attitude, innovative nature and entrepreneurial spirit that is so important to Yuba County.

NOW, THEREFORE, the Yuba County Board of Supervisors congratulates Kevin DeHoff on the 50th anniversary of The Country Florist and declares great appreciation for the wonderful work he has done in Yuba County.



CHAIRMAN




CLERK OF THE BOARD

THIS PAGE INTENTIONALLY LEFT BLANK

Sutter-Yuba Behavioral Health Prevention & Early Intervention/Substance Use Disorders Prevention



Sutter-Yuba Behavioral Health
Strategic Prevention Plan (SPP)
2017 - 2022

Sutter-Yuba Behavioral Health

INTRODUCTION

The Sutter-Yuba Behavioral Health (SYBH) organization serves the communities of both Sutter and Yuba Counties, including Marysville and Yuba City. Sutter and Yuba Counties are unique in their geographic and demographic characteristics. The counties include more than 1200 square miles of rural, agricultural land, about forty miles north of Sacramento's metropolitan area. Most of the population is at the center of the bi-county area, where the two largest cities, Marysville and Yuba City, face each other on the opposite banks of the Feather River. The community is culturally diverse, and includes people of several different backgrounds that reside in the area including Chinese, African-American, Latino, Laotian (Hmong), and Asian Indian. Yuba County is also the location of Beale Air Force Base, which is a large employer in the area.

Sutter and Yuba Counties have several risk factors that impact alcohol use trends in the areas. After years of experience in treating substance use disorders (SUDS), one of the most evident trends in the SUDS treatment programs is the generational substance use disorders. Treatment staff has provided services for generations of individuals, including grandparents all the way through the grandchildren. It is a small community and many of the families in the area know our staff and know how our treatment programs work. Additionally, as modern technology has evolved, so have the risk factors in our area. Increased access to technology and the overwhelmingly popularity of social media has resulted in increased cases of cyber bullying and bullying in our schools. In our community today, we have seen several public programs shift their focus to bullying and increased substance use because of the evident bullying issues in our schools.

SPF Step 1 – Resource and Needs Assessment

DATA SOURCES AND FINDINGS:

▪ California Healthy Kids Survey (local data)
▪ Kids Data
▪ County admission data (CADS, CalOMS—any type of substance abuse admission)
▪ Community survey – data collected from schools and health forums
▪ Various Peer Reviewed Research- See in-text cite and reference page
▪ California Highway Patrol
▪ California Department of Public Health
▪ Yuba County Children’s Council

State and Local Data:

California Healthy Kids Survey (CHKS), Sutter County and Yuba County, (2011-2013)

SUTTER COUNTY

- 10% of 9th graders reported alcohol use on campus in the past 30 days, California State Average is at 10.0%
- 9.8% of 11th graders reported alcohol use on campus in the past 30 days, California State Average is at 9.8%
- 1.7% of 7th graders reported binge drinking in the past 20 to 30 days, California State Average is at 0.9%
- 2.2% of 9th graders reported binge drinking in the past 20 to 30 days, California State Average is at 1.9%
- 4.3% of 11th graders reported binge drinking in the past 20 to 30 days, California State Average is at 2.2%
- 35.6% All Grades Bullying Harassment, California State Average is at 33.8%
- 7.1% All Grades Cyber Bullying Harassment 4 or more times, California State Average is at 5.2%

YUBA COUNTY

- 10.6% of 9th graders reported alcohol use on campus in the past 30 days, California State Average is at 10.0%
- 15.8% of 11th graders reported alcohol use on campus in the past 30 days, California State Average is at 9.8%
- 1.0% of 7th graders reported binge drinking in the past 20 to 30 days, California State Average is at 0.9%
- 2.9% of 9th graders reported binge drinking in the past 20 to 30 days, California State Average is at 1.9%
- 1.8% of 11th graders reported binge drinking in the past 20 to 30 days, California State Average is at 2.2%
- 45.8% of 11th graders reported drug & alcohol use on campus in the past 30 days, California State Average is at 38.3%
- 42.5% All Grades Bullying Harassment, California State Average is at 33.8%

- 6.2% All Grades Cyber Bullying Harassment 4 or more times, California State Average is at 5.2%

Adult Perspectives on Bullying Survey:

The Prevention and Early Intervention (PEI)/SUDS Prevention Team has been surveying the community at a variety of community forums about substance use and bullying issues for local youth:

Question	Yes	No	None	Both	Yes%	No%	None%	Both%
1. Do you feel that bullying is a problem in your community?	60	8	1	0	86.9%	11.6%	1.4%	0%
2. Has your child ever reported to you that he/she has been bullied?	39	29	1	0	56.5%	42%	1.4%	0%
3. Has your child ever reported that he/she witnessed someone else being bullied?	44	24	1	0	63.8%	34.8%	1.4%	0%
4. Do you feel prepared to help your child if he/she reports that he/she is being bullied?	47	20	0	2	68.1%	29%	0%	2.9%
5. Have you ever had concerns that your child might be bullying others?	17	51	1	0	24.6%	73.9%	1.4%	0%
6. Have you talked to your child/children about bullying and cyberbullying?	56	12	1	0	81.2%	17.4%	1.4%	0%
7. Do you have parental controls set on your child's or family's computer?	42	26	1	0	60.9%	37.7%	1.4%	0%
8. Have you discussed internet safety with your child/children?	54	11	4	0	78.3%	15.9%	5.8%	0%
9. Do you feel that there's a connection between bullying and depression, anxiety and/or mental health disorders?	64	3	2	0	92.8%	4.3%	2.9%	0%
10. Do you feel that there's a connection between bullying and alcohol/drug use?	62	4	3	0	89.9%	5.8%	4.3%	0%

California Outcome Measurement Service (CalOMS) local data:

- SYBH recently implemented an Adolescent Drug Treatment Program. In the FY2014-2015, 42.9% of youth reported alcohol as their primary drug.

National Data-Bullying Risk Factor Research:

- In a study from Ohio State University, 74,247 middle and high school students were surveyed about bullying experiences and substance use experiences. Those who were involved in bullying, depending on grade level, showed a marked increase of use compared to those who were not involved in bullying. (1)
- Additional research supports that a higher proportion of students (21%) who were involved in any type of bullying behavior used alcohol more than students who were not involved in bullying (13%). Students involved in bullying behaviors as perpetrators or victims were significantly more likely to have used alcohol in the past-30-days than students who were not involved in bullying. (2)

- Research supports that the emotional pain of being bullied can lead to alcoholism in some teens. Being bullied at school increases the odds that a teen will abuse alcohol. In fact, students (grades 7 through 12) were 1.5 times more likely to abuse alcohol if they had been bullied. Experiencing verbal abuse in middle school, in particular, may have a significant negative impact, increasing the risk of high school alcohol abuse by as much as three times. (3)

Consequence Data for Sutter-Yuba:

The local California Highway Patrol (CHP) department provided data for “Had Been Drinking Events” for 2010-2015. The Yuba County Children’s Council provided data for 2009 and 2010 on juvenile alcohol related misdemeanor and felony offences. Lastly, Sutter County and Yuba County specific data was culled from the EPI Center- CA Department of Public Health (CDPH) on youth alcohol related non-fatal hospitalizations and non-fatal emergency room visits.

1) CHP Data on “Had Been Drinking” Vehicular Events

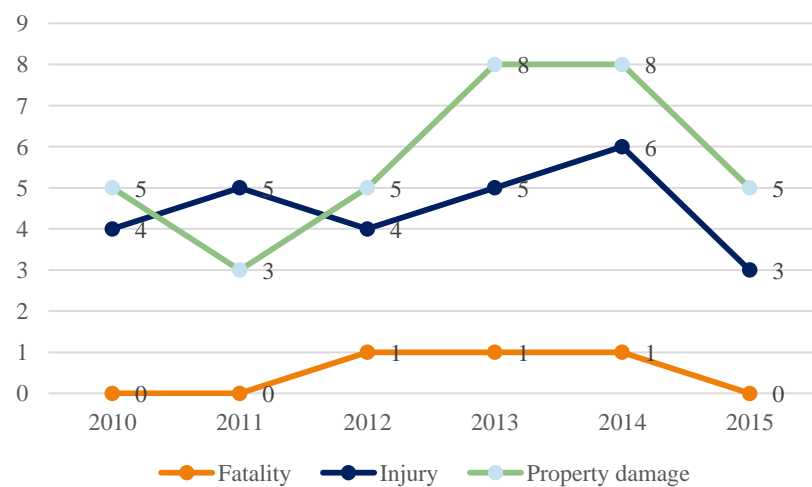
Figure 1: Total "Had Been Drinking Events" for Sutter and Yuba for ages 13-19



SYBH worked with the CHP to obtain local and statewide data that represents the consequences of underage alcohol use. While Figure 1 shows that there was a decrease in 2015, we wanted to highlight the steady increase and nearly 200% increase in events from 2010 to 2014.

Figure 2 shows a disaggregation of the total “Had Been Drinking Events”. The three events represented illustrate fatalities (orange), injuries (dark blue), and property damage (green). Prior to 2015, there had been a fatality for three years in a row for our community.

Figure 2: Sutter and Yuba- "Had Been Drinking" Collision Data for ages 13-19



2) Yuba County Probation Department/Juvenile Traffic Data

The Yuba County Children’s Report Card, prepared by the Yuba County Children’s Council, reported that in 2009, the Yuba County

Probation Department and Juvenile Traffic (YCPDJT) received 20 Felony and 211 Misdemeanor drug and alcohol related offenses. Fourteen of the misdemeanor referrals were for Driving While Intoxicated. In 2010, YCPDJT received 21 Felony and 114 Misdemeanor referrals for alcohol and drug related offenses. Two of the felony referrals and 5 of the misdemeanor referrals were for driving while intoxicated. This is the most current data available and only Yuba County data was available.

3) Epi Center- CDPH Alcohol and Other Drug Health Consequences for Sutter County and Yuba County.

Source: <http://epicenter.cdph.ca.gov/ReportMenus/AlcoholDrugTable.aspx>

SUTTER COUNTY DATA:

NON-FATAL HOSPITALIZATIONS

Data on Alcohol and Drug Health Consequences

Race/Ethnicity: All Race/Ethnicity

Age: 0 through 18

Drug Category: Alcohol and/or Other Drugs

Health Consequences: All consequences

Inclusion Criterion: Principal diagnostic/ecodes only

Year	County	Age	N
2010			
	Sutter		
		0 - 4	1
		10 - 14	1
		15 - 19	6
	Subtotal Sutter		8
Subtotal 2010			8
2011			
	Sutter		
		15 - 19	4
	Subtotal Sutter		4
Subtotal 2011			4
2012			
	Sutter		
		0 - 4	1
		10 - 14	1
		15 - 19	5
	Subtotal Sutter		7
Subtotal 2012			7
2013			
	Sutter		
		0 - 4	1
		15 - 19	3
	Subtotal Sutter		4
Subtotal 2013			4
2014			
	Sutter		
		10 - 14	1
		15 - 19	2
	Subtotal Sutter		3
Subtotal 2014			3
Total			26

This table shows that in Sutter County there have been incidences of Non-Fatal hospitalizations of youth due to Alcohol and other drugs. The incidences have been steadily decreasing since 2010.

NON-FATAL ER VISITS

Data on Alcohol and Drug Health Consequences

Outcome: Non-fatal Emergency Department Visit (treat & release, or transfer to another facility)

Year: 2010 to 2014

Residents of Sutter

Race/Ethnicity: All Race/Ethnicity

Age: 0 through 18

Drug Category: Alcohol and/or Other Drugs

Health Consequences: All consequences

Inclusion Criterion: Principal diagnostic/ecodes only

Year	County	Age	N
2010			
	Sutter		
		0 - 4	6
		5 - 9	2
		10 - 14	5
		15 - 19	24
	Subtotal Sutter		37
Subtotal 2010			37
2011			
	Sutter		
		0 - 4	4
		10 - 14	4
		15 - 19	39
	Subtotal Sutter		47
Subtotal 2011			47
2012			
	Sutter		
		0 - 4	3
		10 - 14	7
		15 - 19	22
	Subtotal Sutter		32
Subtotal 2012			32
2013			
	Sutter		
		0 - 4	4
		10 - 14	9
		15 - 19	28
	Subtotal Sutter		41
Subtotal 2013			41
2014			
	Sutter		
		0 - 4	2
		5 - 9	1
		10 - 14	8
		15 - 19	34
	Subtotal Sutter		45
Subtotal 2014			45
Total			202

This table shows that in Sutter County there has been a steady increase in non-fatal emergency visits, especially those among the age 15-19 age group.

YUBA COUNTY DATA:

NON-FATAL HOSPITALIZATIONS

Data on Alcohol and Drug Health Consequences

Outcome: Non-fatal Hospitalization

Year: 2010 to 2014

Residents of Yuba

Race/Ethnicity: All Race/Ethnicity

Age: 0 through 18

Drug Category: Alcohol and/or Other Drugs

Health Consequences: All consequences

Inclusion Criterion: Principal diagnostic/ecodes only

Year	County	Age	N
2010			
	Yuba		
		0 - 4	3
		15 - 19	2
	Subtotal Yuba		5
Subtotal 2010			5
2011			
	Yuba		
		0 - 4	2
		15 - 19	1
	Subtotal Yuba		3
Subtotal 2011			3
2012			
	Yuba		
		0 - 4	2
		15 - 19	1
	Subtotal Yuba		3
Subtotal 2012			3
2013			
	Yuba		
		0 - 4	1
	Subtotal Yuba		1
Subtotal 2013			1
2014			
	Yuba		
		0 - 4	5
		10 - 14	1
		15 - 19	1
	Subtotal Yuba		7
Subtotal 2014			7
Total			19

This Table shows that in Yuba County there was a steady decrease from 2010 to 2013 in non-fatal hospitalizations, but then in 2015, there was a 600% increase (from 1 event to 7 events).

NON-FATAL ER VISTS

Data on Alcohol and Drug Health Consequences

Residents of Yuba

Race/Ethnicity: All Race/Ethnicity

Age: 0 through 18

Drug Category: Alcohol and/or Other Drugs

Health Consequences: All consequences

Inclusion Criterion: Principal diagnostic/ecodes only

Year	County	Age	N
2010			
	Yuba		
		0 - 4	4
		5 - 9	2
		10 - 14	3
		15 - 19	20
	Subtotal Yuba		29
Subtotal 2010			29
2011			
	Yuba		
		0 - 4	8
		10 - 14	7
		15 - 19	19
	Subtotal Yuba		34
Subtotal 2011			34
2012			
	Yuba		
		0 - 4	4
		10 - 14	3
		15 - 19	28
	Subtotal Yuba		35
Subtotal 2012			35
2013			
	Yuba		
		0 - 4	5
		10 - 14	3
		15 - 19	9
	Subtotal Yuba		17
Subtotal 2013			17
2014			
	Yuba		
		0 - 4	3
		10 - 14	7
		15 - 19	23
	Subtotal Yuba		33
Subtotal 2014			33
Total			148

This Table shows that in Yuba County there has also been a fairly stable increase in the number of non-fatal emergency visits from 2010-2014. In 2013, there was a dramatic decrease, followed by a dramatic increase.

ASSESSMENT METHODOLOGY:

Our PEI/SUDS Prevention Team utilized a variety of local, state, and national data. We wanted a local perspective of the issues among our area youth, but we also wanted to confirm and support our findings with national and state data. It was really important to us to include the community perspective, which is why we designed and administered our Adult Perspectives on Bullying Survey. We are confident that the data sources we selected are reliable and accurate. One noted data limitation is that some areas of our consequence data broadly report on substance use, rather than directly on alcohol use. We strived for alcohol specific data, but many of our local agencies group alcohol and other drugs together.

Upon reviewing the CHKS, we found that youth in Sutter and Yuba Counties are reporting higher instances of alcohol, when compared to the state average and also found that youth using alcohol on school campuses in Sutter and Yuba was higher than that of the state average. When reviewing binge drinking data specifically, local youth are binge drinking nearly double compared to the state average. We are also seeing that the youth admitted to treatment in our local county treatment programs are reporting that alcohol is their primary drug of choice. Furthermore, bullying and harassment in our local communities is also above state average. The local perspective supports the CHKS data, as 86.9% parents and local community members surveyed relayed their belief that bullying is a problem for our community. The local perspective also shows that 89.9% of those surveyed feel that there is a connection between alcohol use and bullying. Seeing that we, locally, are above the state average on alcohol consumption and bullying has resulted in us wanting to focus our prevention strategies on reducing underage alcohol use and incorporating bullying prevention as a new plan strategy.

When we first began our SPF planning process, we struggled with finding local data to support the anecdotal findings that support the link to alcohol use and bullying in our area. Staff decided to implement our own survey to parents and community members to assess the need of bullying prevention as a strategy to reduce alcohol use. We found that there is strong evidence at the Federal level, and at the local level there is strong consensus among our community that utilizing a bullying strategy within our community prevention plan has value in learning and providing this causal link between bullying and alcohol use.

In assessing our data, we worked with the community and the schools in identifying prevention issues that needed attention. They were active partners in helping us to collect the survey data. Our Prevention Services Coordinator has been working with the City Council, Yuba City Police Chief, Sutter County Superintendent of Schools Administration, Public Health and various city of Yuba City Directors to include them in the process of assessing needs within our community to reduce youth substance use.

Sustainability:

SYBH has recently integrated PEI and SUDS Prevention staff. The newly combined staff are working together in the community to provide services in multifaceted delivery in the schools and in the community. This will provide long-term strategy and sustainability in the communities because of the braided funding streams. Additionally, while out in the community and hosting

the community forums, our team has identified community members who can partner with us in our prevention efforts. These identified partners will help us not only to roll out our prevention programs, but to help us in maintaining the programs. The schools have been an invaluable partner in helping us with the effort of introducing the program and the vision to sustain it in the future.

Cultural Competence:

Due to the recent merger of our prevention team, we have two bilingual staff that is reaching out to our threshold Spanish-speaking population to ensure cultural competence with our strategies. Formerly, these individuals were exclusively PEI staff, but now they are considered prevention staff. In addition to that, we have solicited two new team members who are bilingual; one is an intern and from the Hmong Community and she will be engaging students and parents with various prevention efforts in the school. We also have a new Spanish-speaking Peer Mentor who will be focused on developing a Promotora Program. The Promotora Program is a strategy for community development and various prevention services. Promotoras are identified leaders in the Latino community and they use this role to help provide health education.

PRIORITY AREAS IDENTIFIED:

Below you will find the top 6 risk factors and their corresponding protective factors. Furthermore, the top 3 risk factors are highlighted in yellow.

Priority Area	Risk Factor	Protective Factor
UNDERAGE ALCOHOL USE	1. Parents are unaware of the legal and unhealthy consequences of underage drinking and binge drinking	1. Parents teach their kids about the legal and unhealthy consequences of underage drinking and binge drinking
	2. Youth are unaware of the legal and unhealthy consequences of underage drinking and binge drinking and do not possess the skills needed to make good decisions.	2. Youth learn about the legal and unhealthy consequences of underage drinking and binge drinking and learn different decision-making skills to help them say no to alcohol.
	3. Bullied youth are more likely to use and abuse alcohol	3. Protect, connect, and educate students in creating a culture on school campuses and in the community where inclusion is a reality for everyone
	4. Alcohol is easily accessible for youth in retail settings	4. Education and legal efforts to decrease accessibility of alcohol
	5. Alcohol is easily accessible for youth in social settings	5. Provide education with clear expectations, limits, and legalities regarding alcohol use

	6. Alcohol promotion is excessive	6. Involve youth in AOD free events/activities
--	-----------------------------------	--

PROBLEM STATEMENT:

Alcohol use among Sutter-Yuba youth 18 years and younger is equal to or higher than that of the state average.

SPF Step 2 – Capacity Building

COUNTY STAFF:

SUDS Program Manager: 1 FTE, provides administrative oversight for programs, budget and staff functions of duties. Provides oversight to a group of professional and paraprofessional personnel providing substance use disorder prevention, counseling and treatment services.

Staff Analyst: 1 FTE, performs professional administrative staff support work involving management and/or data analysis functions such as research, program evaluation, statistical and financial analysis; and does other related work as required. Assistance from the Staff Analyst is based on request and approval from the Behavioral Health Director.

Prevention Services Coordinator: 1 FTE, supervises the prevention staff, provides program direction, oversees, coordinates and supervises an assigned program in the Human Services Department; works closely with appropriate community organizations in identifying needs and developing appropriate prevention programs.

PEI Resource Specialist: .5 FTE, under general supervision, performs professional level functions involving the design, implementation and coordination of specialized components of Substance Abuse Programs.

Intervention Counselor: .5 FTE, under general supervision, performs support level functions involving the design, implementation of specialized components of Substance Abuse Programs.

COUNTY PROGRAMS:

Girls' Circle is a high school or middle school girls' support group that will run in eight, ten, or twelve week sessions, meeting once per week for 40-60 minutes. Each session will have a theme, and each week will include activities and/or discussion related to topics within that theme. Our staff will facilitate and support the activities and/or discussions, but participants will be encouraged to direct the discussions and to support each other. Participants can be referred by school staff, or self-referred. Girls' Circle will be offered at a limited number of schools each session.

Botvin Life Skills Training Elementary School Program is a developmentally appropriate substance abuse and violence prevention program designed for upper elementary school students to help increase self-esteem, develop healthy attitudes, and improve knowledge of essential life skills - all of which promote healthy and positive personal development. Classes will be taught for 50 minutes once per week for eight weeks by PEI staff at a limited number of elementary schools. Schools are asked to purchase student materials for participants (\$5 each).

Botvin Life Skills Training High School Program is designed to promote positive health and personal development for high school youth. The program helps adolescents navigate the challenges of the high school years, and prepares them for the independence and responsibilities they will encounter as young adults. The program uses developmentally appropriate, collaborative learning strategies to help students achieve competency in the skills that have been shown to prevent substance use, violence, and other health risk behaviors. Classes will be taught for 50 minutes once per week for eight weeks by PEI staff at a limited number of high schools. Schools are asked to purchase student materials for participants (\$5 each).

Second Step Training develops social and emotional learning by building communication skills, increasing self-confidence, and helping students identify goals and responsibilities. PEI staff offer weekly 50-minute classes for sixth, seventh, and/or eighth grade students in separate classes by grade. Sessions are twelve to fourteen weeks long.

Red Ribbon Week is an alcohol, tobacco and other drug and violence prevention awareness campaign observed annually in October. Activities vary from school to school; prevention can support a limited number of elementary schools (on a first come, first served basis) with a speaker, a PowerPoint presentation, and fun giveaways for students.

Strengthening Families (SFP) is a nationally and internationally recognized parenting and family strengthening program for high-risk and general population families. SFP is an evidence-based family skills training program found to significantly improve parenting skills and family relationships, reduce problem behaviors, delinquency and alcohol and drug abuse in children, and to improve social competencies and school performance. SFP is offered locally as a seven-week program for families with children 10-14 years old. Families are provided with dinner, and then parents and youth go into separate classes for age-appropriate skill building, activities, and discussion. Families reunite to work together in a family class. Childcare is provided for younger children. Each session is two and a half hours long. There is no cost for participants.

Parent Project is a Parent's Guide to Changing Destructive Adolescent Behavior (CDAB) and is the only parent training program that addresses the most destructive of adolescent behaviors. Now in its eleventh edition, CDAB has become the program of choice for parents raising difficult or out-of-control teens.

Plus Program (PLUS) is a youth leadership model that uses innovative methods to create awareness for student led activities for a variety of interventions that include underage drinking, bullying and drug use. Student leaders are trained to facilitate PLUS activities that engage students in conversations and community building. This program will be used with our SPF bullying strategy.

Friday Night Live/Club Live (FNL/CL) helps to build partnerships for positive health and youth development activities that engage youth as active leaders and resources in their communities.

CONTRACTED PROVIDER:

Mid-Valley Recovery-Adolescent, Pathways (Pathways)

Pathways is a contract partner that provides prevention work on the local school campuses in our bi-county Yuba Sutter community. Pathways has a Prevention Specialist that provides services to children of substance abusers and others by giving them skills to help foster resiliency and reduce substance use among children and youth. Services are primarily school-based.

COUNTY COALITION & GROUPS:

Quality & Improvement (Q&I) Committee

The Q & I Committee of SYBH/SUDS is a partnership of public, private and community resources joined together to monitor and improve the quality and access to services available to individuals and families experiencing problems with substance abuse. The Committee places an emphasis on outreach and education to local communities and to populations underserved. The Committee is represented by SUDS program staff, community members, providers and consumers, including clients, former clients and family members. This committee is helpful in providing the SUDS Prevention Team feedback on proposed prevention programs.

SYBH- Cultural Competence Committee (CCC)

The purpose of SYBH CCC is to ensure equal access to services by all Sutter and Yuba county residents regardless of social/cultural and linguistic diversity. CCC sets goals and objectives to ensure that culturally and linguistically appropriate services are provided in a respectful and responsive manner. This committee is helpful in providing the SUDS Prevention Team feedback on proposed prevention programs and technical assistance when providing outreach to cultural populations.

Creating a Healthier Sutter Collaborative (CHSC)

The purpose of the CHSC is to initiate, coordinate, and sustain collaborative efforts that promote environments that support healthy lifestyles for children and families through education, promotion, and advocacy work. The SUDS Prevention Team works specifically with the CHSC subcommittee that focuses on substance use and prevention.

Family Resource Center (FRC) Network

FRC Network meeting is an effective way for SUDS PEI to stay connected with many of the schools we serve. The local FRCs provide support to families of infants and toddlers from birth to 36 months who are at risk for developmental disabilities and those who have established disabilities. The SUDS Prevention Team will remain connected with the network and partner with them for the appropriate distribution of prevention information and the marketing of prevention trainings.

Yuba County Children's Wellness and Child Abuse Prevention Council (WCAP)

The Yuba County Children's WCAP Council is a group of community and government leaders that meet monthly to plan, coordinate and impact the policies, practices and programs affecting children and their families in Yuba County. Child Protective Services (CPS), Victim Witness, and other county partners work together to make the county a safer place for children. SUDS Prevention efforts will continue to be shared with the WCAP Council in order to consult with community leaders on the best way to provide prevention programs and as a venue to distribute event information.

COUNTY PARTNERS:

There are prevention workshops, training, and presentations scheduled (and will be scheduled) in the following school districts:

Yuba County Unified School District
 Marysville Joint Unified School District
 Sutter County Superintendent of Schools
 Yuba County Office of Education

Local non-profits who share prevention goals:

Cool People Doing Interesting Things (CPDIT)
 Yuba -Sutter Stand for the Silent

Sutter County Public Health:

Collaboratively partners with the SUDS Prevention Team on various tobacco and alcohol prevention projects throughout the year

Allyn Scott Youth Center:

Collaboratively partners with the SUDS Prevention Team to sponsor youth to participate in various recreational programs as a protective factor

Latino Community Partners for Youth Prevention Activities:

Migrant Head Start
 First 5

Social Host Ordinance (SHO) Partners:

Yuba City Police
 Sutter County Sheriff
 Yuba County Sheriff
 Marysville Police
 CHP

WORKFORCE DEVELOPMENT:

SYBH employs a comprehensive recruitment and hiring process through our Sutter County Human Resources Divisions. SUDS/PEI Prevention Staff are highly qualified. Once hired, staff

complete a thorough orientation process and attend on-going training. Continuous learning and growing is encouraged. All SUDS/PEI Prevention Staff must complete the CalOMS Prevention (Pv) Training and must be trained in the many evidence-based practice trainings provided by the PEI Department. Staff is encouraged to find trainings that pertain to their job and request training. Our SUDS Program Manager and our Prevention Service Coordinator maintain close relationships with the contracted providers to ensure the highest quality of services are provided. SUDS Prevention staff are available for technical assistance to our contracted providers.

CULTURAL COMPETENCE:

SYBH ensures that cultural competence is embedded in not only the prevention services that are provided, but in all of the services provided by the organization. We have an approved Cultural Competence Plan that guides many of the cultural competence practices. The following is not an extensive list of all that we do in regards to cultural competence, but it adequately demonstrates our organizational commitment to cultural competence.

The organizational mission statement, policies, procedure and organization culture demonstrate a commitment to cultural competence:

SYBH's mission statement acknowledges that services must be client centered, culturally sensitive, integrated, and there is a commitment to...“safeguarding the physical, emotional and social well-being ...of those we serve”. These are all values of cultural competence. SYBH has made sure that the mission statement has been translated in to the threshold language of Spanish and Hmong, which is not a threshold language. This activity demonstrates that commitment to cultural and linguistic competence is more than words, at SYBH, it is action. See mission statement below:

Mission Statement (English) (Also available in Spanish and Hmong)

“The Sutter County Human Service Department provides client-centered, culturally sensitive, outcome oriented, integrated, cost effective delivery of services. Staff of this department is committed to safeguarding the physical, emotional and social wellbeing of others while promoting self-sufficiency and quality of life and health for those we serve.”

We also have the CCC Meeting that has representation from the Prevention Team and Substance Use Disorders Department. To that end, we are committed to reaching out to individuals, families and their communities, respecting the power and influence of those interrelationships. We understand cultural competency to be a multifaceted, ongoing process which derives from an awareness and acceptance of interpersonal and cross-cultural differences; an understanding of subjective cultural beliefs and perceptions, coupled with an openness to alternative values, beliefs, etc.; advocacy which takes the form of partnership and collaboration; ongoing cross-cultural education; and the willingness and flexibility to adapt services and practices to new knowledge. We recognize culture as “a process which gives people a sense of identity and a design for living.” We understand that that sense of identity evolves out of the individual's relationships – with family, with community, with spirituality and with others.

The CCC provides annual trainings on a variety of training topics focused on cultural formulation, multicultural knowledge, cultural sensitivity, cultural awareness, social/cultural diversity, and interpreters' training in mental health settings.

In regards to policies and procedures, Sutter County addresses issues of discrimination in employment and cultural competence in a variety of Sutter County Personnel Rules and Regulations.

The following all Agency policies and procedures assist SYBH in providing culturally appropriate services:

01-002 (Mental Health Advisory Board); 01-003 (Substance abuse Advisory Board); 01-006 (Mental Health Plan Values); 05-005 (Client Cultural and Linguistic Competency Training); 11-002 (Access Brochure and Description of Services); 11-005 (Accessing Interpreters for Non-English Speaking or Limited English Proficient (LEP) Individuals); 11-006 (Language Line); 11-007 (Distribution of Mental Health Information in Threshold Languages); 11-008 (Hearing and Visually Impaired Individuals); 11-009 (Mental Health Plan Providers); 11-011 (Request for Culturally Specific Provider); 11-012 (Informing Materials); 11-031 (Wellness and Recovery Program Description); 11-046 (BEST Program Description); 11-047 (Hmong Outreach Program Description). See Appendix for policies and procedures.

Additionally, all of our provider contracts for prevention include cultural competence language and requires that the provider report information relating to cultural competence activities and trainings, as well as staff linguistic and cultural diversity on an annual basis.

RESOURCE READINESS:

Priority Area: Underage and Binge Drinking

Resources	Resource Gaps	Readiness
1) Prevention Staff 2) Administrative Support 3) Evidenced- Based Practices 4) Local Community Partners 5) Other State Partners (DHCS, CalMHSA, Mid Valley (Pathways), SAMSHA, STRATEGIES, CiBHS, Prevention Service Coordinator Group, CARS, FNL, etc) 5) Office Building	1) Lack of training and administrative approval for Boys' Council 2) Ongoing building of community relationships and capacity	1) Botvin Life Skills 2) Second Step 3) Strengthening Families 4) Red Ribbon Week 5) Plus Program 6) Parent Project 7) Girls' Circle 8) FNL/CL

Resource Ready

The plan strategies for our SPP include Botvin Life Skills, Second Step, Strengthening Families, Red Ribbon Week, Plus Program, Parent Project, Girls' Circle and FNL/CL. Of these strategies, all of them are ready to be implemented or are currently in the process of implementation. We have included the superintendents, principals, vice principals, teachers, counselors, students and parents to determine the best strategies for our community. For example, we have met with each of these groups to discuss what the community needs are through health forums, meetings and individual contact. We wanted clear and concise feedback from them to help us determine what is best for our families and children to help prevent alcohol abuse.

Capacity Building Needs

Within this SPP, we want to eventually implement Boys' Council, which is the equivalent of Girls Circle. This effort will best be addressed by utilizing formal curriculum training and more community input on where to focus on the need for this type of youth development. Gathering community input will be the first step in building capacity for Boys' Council because it will help the Prevention Team to convey community need that will be presented to the SYBH administrative staff.

The Boy's Council is a strengths-based group approach to promote boys' and young men's safe and healthy passage through pre-teen and adolescent years. The Council meets a core developmental need in boys for strong, positive relationships. In this structured environment, boys and young men gain the vital opportunity to address masculine definitions and behaviors and build their capacities to find their innate value and create good lives - individually and collectively.

Each week, a group of six to ten boys of similar age and development meet with one or two facilitators for 1.5 to 2 hours. These meetings are held for ten weeks or more, depending on the capacity of the setting. The group format includes warm up activities, a "council" type check in opportunity, experiential activities that address relevant topics, and a reflection and group dialogue component. The focused activities may include group challenges, games, skits or role plays, arts, and so on.

These topics include:

- competition
- the male "box"
- bullying
- valuing diversity
- safe expression of
- emotions
- defining power from multiple perspectives
- influences of mentors
- and role models

- rejecting violence
- becoming allies with girls and women
- mentoring and making a difference with others
- making safe and healthy decisions for themselves
- finding and living with value in difficult times

Additionally, we need to build capacity in the areas of staff competence in this curriculum and we need to vet the community on their ideas for implementation. This will be done through additional community meetings and through attendance to already established community meetings/council meetings. We are hopeful this will help us to build administrative support and community support for this strategy.

Our Prevention Department always strives to continually build our relationship with our communities. This job is never done and we will continue to work with our current partners and future partners on building capacity for our prevention strategies.

Sustaining Resources

Beyond what has already been done with the community forums, various community meetings, organizational meetings, and individual contact, we plan to continue to look at asset development to determine the strengths and weaknesses in our community network and within our organization. This will help us to identify areas of growth in order to sustain our programs. Staff will continue to identify potential community resources to help with the capacity of our efforts and sustain our program.

In addition to continually searching for new partners, ongoing relationships must be maintained. Beyond just providing trainings for the schools, we want our prevention efforts to be a concrete part of the school's strategy. We recognize that our community relationships are vital in the prevention of the alcohol and drug consequences. By the use of various media, we are informing the community of the problems of alcohol use issues in our community- we always want the community to be aware of the problem and the consequences of youth using drugs and alcohol and this will help us to justify the sustainability of our programs.

SPF Step 3 – Planning Process

Priority Area	Risk Factor	Protective Factor	Strategies
UNDERAGE ALCOHOL USE	Parents and youth are unaware of the legal and unhealthy consequences of underage drinking and binge drinking	Parents and peers teach their kids about the legal and unhealthy consequences of underage drinking and binge drinking	A. Information Dissemination B. Education
	Youth are unaware of the legal and unhealthy consequences of underage drinking and binge drinking and do not possess the skills needed to make good decisions.	Youth learn about the legal and unhealthy consequences of underage drinking and binge drinking and learn different decision-making skills to help them say no to alcohol.	A. Information Dissemination B. Education
	Bullied youth are more likely to use and abuse alcohol	Protect, connect, and educate students in creating a culture on school campuses and in the community where inclusion is a reality for everyone	A. Information Dissemination B. Education C. Alternative D. Community-Based Process
	Alcohol is easily accessible for youth in retail settings	Education and legal efforts to decrease accessibility of alcohol	A. Information Dissemination B. Community-Based Process C. Environmental
	Alcohol is easily accessible for youth in social settings	Provide education with clear expectations, limits, and legalities regarding alcohol use	A. Information Dissemination B. Community-Based Process C. Environmental Strategies
	Alcohol promotion is excessive	Involve youth in AOD free events/activities	A. Education B. Alternatives

The criteria used to establish the priority areas and contributing factors was based on the team's review of the CHKS data presented in the Needs Assessment section of this plan. The CHKS data showed that in both Sutter and Yuba Counties, there were above state average incidences of underage drinking, binge drinking, and bullying. The Prevention Team wanted to prioritize areas that Sutter County and Yuba County were equal to or above the state average on the survey. The SUDS Prevention Team has identified the top 3 risk factors above as highly changeable because of the team's confidence in the strategies selected. After the top risk factors for Sutter-Yuba was selected, there was much time devoted to researching strategies that would be realistic to

implement, adaptable to the community, and most importantly would bring about change. Strategies were specifically matched with each risk factor. It is expected that the team will see changeability within each risk factor. The changeability of the risk factors will be monitored and if the team is not seeing any improvement, the strategies will be discussed and any plan corrections will be discussed and submitted to DHCS as a plan amendment.

Sustainability:

A variety of strategic planning meetings are planned to obtain critical feedback from our valuable community partners. At each of these meetings, the draft SPP plan is presented to the attendees, followed by a question and feedback session. Following this, contact information for the Prevention Service Coordinator is distributed and a deadline for feedback is recommended to the committee. Plan feedback is always welcomed and encouraged. This helps to engage stakeholders in the planning process and encourage the involvement of committee members in the selection of prevention programs and strategies. Any substantive feedback that is received is considered and reported back to the SPP planning team. Community input will also be requested on the adaptability of the program because many of these community experts that serve on the various committees will help us understand if our selected strategies continue to be reflective of the community's needs.

Beyond including the community in the planning process, we will be promoting sustainability by updating the many community groups and councils on SPP implementation progress, program updates, and evaluation results for the short-term, intermediate, and long-term outcomes throughout the life of the 5-year SPP.

Cultural Competence:

To help the SUDS Prevention Team understand any potential issues with adaptability to different cultural populations, the draft plan was presented to the SYBH-CCC. It was specifically requested that they look for any cultural gaps that may have been overlooked. Beyond working with the local cultural experts, we plan to continue to build the cultural competence skills of all individuals who will participate in any of the SPF processes. We plan to do this through continual cultural competence training. SYBH is also in the process of creating a Promotora Network and will utilize this network of promotoras to gather input from the local Latino population on our prevention programs and strategies. Additionally, we have a very diverse SUDS Prevention team with two bilingual staff members and one bilingual Peer Mentor.

LOGIC MODEL**Priority Area:** Underage and Binge Drinking**Problem Statement:** Alcohol use among Sutter-Yuba youth 18 years and younger is equal to or higher than that of the state average.**Contributing Factors:** 1) Parents and Youth are unaware of the legal and unhealthy consequences of underage drinking and binge drinking 2) Youth do not perceive that they have a problem with alcohol 3) Bullied youth are more likely to use and abuse alcohol 4) Alcohol is easily accessible for youth in retail settings 5) Alcohol is easily accessible for youth in social settings 6) Alcohol promotion is excessive**Goal:** Decrease underage and binge drinking among Sutter-Yuba youth 18 years and younger to less than the state average

Objective	Strategies	Short Term Outcomes	Intermediate Outcomes	Long Term Outcomes	Indicators
By 2022, youth will report a 3% reduction in binge drinking as measured by the CHKS	(Via information dissemination, education and community-based process)	In 2018, youth will have reported a 1% reduction in binge drinking as measured by the CHKS	In 2020, youth will have reported a 2% reduction in binge drinking as measured by the CHKS	In 2022, youth have reported a 3% decrease in binge drinking, as measured by the CHKS	CHKS Pre-Post Tests
By 2022, 75% of all parents trained by SUDS PEI will increase their knowledge and perception that underage drinking is harmful	(Via information dissemination, environmental and community-based process)	In 2018, 25% of all parents trained by SUDS PEI will have increased their knowledge and perception that underage drinking is harmful	In 2020, 50% of all parents trained by SUDS PEI will have increased their knowledge and perception that underage drinking is harmful	In 2022, 75% of all parents trained by SUDS PEI have increased their knowledge and perception that underage drinking is harmful	Pre-Post Tests # of parents reached by SHO
By 2022, 75% of middle school-aged youth trained by SUDS PEI will increase their knowledge and perception that underage drinking is harmful	(Via information dissemination, education and community-based process)	In 2018, 25% of middle school-aged youth trained by SUDS PEI will have increased their knowledge and perception that underage drinking is harmful	In 2020, 50% of middle school-aged youth trained by SUDS PEI will have increased their knowledge and perception that underage drinking is harmful	In 2022, 75% of all middle school-aged youth trained in the Botvin Life Skills Training have increased their knowledge and their perception that underage drinking is harmful	Botvin Life Skills Training- Questionnaire (Sections B, C, D)
By 2022, 75% high school aged youth- aged youth trained by SUDS PEI will increase their knowledge and their perception that underage drinking is harmful	(Via information dissemination, education and community-based process)	In 2018, 25% of high school-aged youth trained by SUDS PEI will have increased their knowledge and perception that underage drinking is harmful	In 2018, 50% of high school-aged youth trained by SUDS PEI will have increased their knowledge and perception that underage drinking is harmful	In 2022, 75% of all high school youth trained in the Botvin Life Skills Training have increased their knowledge and their perception that underage drinking is harmful	Botvin Life Skills Training- Questionnaire (Sections B, C, D)
By 2022, youth will report a 6% reduction in bullying/harassment, as measured by CHKS	(Via information dissemination, education, alternative and community-based process)	In 2018, youth will have reported a 2% reduction in bullying/harassment, as measured by CHKS	In 2020, youth will have reported a 4% reduction in bullying/harassment, as measured by CHKS	In 2022, youth have reported a 6% decrease in bullying/harassment, as measured by the CHKS	CHKS Pre-Post Tests

SPF Step 4 – Implementation

PROGRAMS/INTERVENTIONS/STRATEGIES:

Strategies (from logic model)	Specific Program/Intervention
Information Dissemination	Red Ribbon Week
Education	Strengthening Families Parent Project Botvin Life Skills (High School & Elementary) Pathways Activities (Provider) Second Step
Alternative	Friday Night Live Activities (Provider) Girl's Circle
Community- Based Process	PLUS Program
Environmental	Social Host Ordinance

Information Dissemination Strategies:

- **Red Ribbon Week** is an alcohol, tobacco and other drug and violence prevention awareness campaign observed annually in Oct. Activities vary from school to school; prevention can support a limited number of elementary schools (on a first come, first served basis) with a speaker, a PowerPoint presentation, and fun giveaways for students. Our Red Ribbon curriculum was developed by our own PEI Team and is a local innovative practice.

Education Strategies:

- **Strengthening Families** is a nationally and internationally recognized parenting and family strengthening program for high-risk and general population families. SFP is an evidence-based family skills training program found to significantly improve parenting skills and family relationships, reduce problem behaviors, delinquency and alcohol and drug abuse in children, and to improve social competencies and school performance. SFP is offered locally as a seven-week program for families with children 10-14 years old. Families are provided with dinner, and then parents and youth go into separate classes for age-appropriate skill building, activities, and discussion. Families reunite to work together in a family class. Childcare is provided for younger children. Each session is two and a half hours long. There is no cost for participants. This program is an evidenced-based program and no modifications have been made to the curriculum.
- **Parent Project** is a Parent's Guide to CDAB and is the only parent training program that addresses the most destructive of adolescent behaviors. Now in its eleventh edition, CDAB has become the program of choice for parents raising difficult or out-of-control teens. Yuba County Office of Education (YCOE), will select the parents based on Sutter and Yuba County Probations recommendation and provide YCOE Staff will provide the orientation for those that sign up for the Parent Project. This program is a local innovative practice.

- **Botvin Life Skills Training Elementary School Program** is a developmentally appropriate substance abuse and violence prevention program designed for upper elementary school students to help increase self-esteem, develop healthy attitudes, and improve knowledge of essential life skills - all of which promote healthy and positive personal development. Classes will be taught for 50 minutes once per week for eight weeks by PEI staff at a limited number of elementary schools. Schools are asked to purchase student materials for participants (\$5 each). This program is a local innovative practice.
- **Botvin Life Skills Training High School Program** is designed to promote positive health and personal development for high school youth. The program helps adolescents navigate the challenges of the high school years, and prepares them for the independence and responsibilities they will encounter as young adults. The program uses developmentally appropriate, collaborative learning strategies to help students achieve competency in the skills that have been shown to prevent substance use, violence, and other health risk behaviors. Classes will be taught for 50 minutes once per week for eight weeks by PEI staff at a limited number of high schools. Schools are asked to purchase student materials for participants (\$5 each). This program is a local innovative practice.
- **Second Step Training** develops social and emotional learning by building communication skills, increasing self-confidence, and helping students identify goals and responsibilities. PEI staff offer weekly 50-minute classes for sixth, seventh, and/or eighth grade students in separate classes by grade. Sessions are twelve to fourteen weeks long. This program is an evidenced- based program and no modifications have been made to the curriculum.

Alternative Strategies:

- **Girls' Circle** is a high school or middle school girls' support group that will run in eight, ten, or twelve week sessions, meeting once per week for 40-60 minutes. Each session will have a theme, and each week will include activities and/or discussion related to topics within that theme. Our staff will facilitate and support the activities and/or discussions, but participants will be encouraged to direct the discussions and to support each other. Participants can be referred by school staff, or self-referred. Girls' Circle will be offered at a limited number of schools each session. Each school administration will select students to participate in the Girl's Circle and our SUDS Prevention Team will provide the orientation for the program. This program is a local innovative practice.
- **Friday Night Live/Club Live (FNL)** helps to build partnerships for positive health and youth development activities that engage youth as active leaders and resources in their communities. A variety of alternative strategies will be provided through the FNL program.

Community-Based Strategies:

- **Plus Program** is a youth leadership model that uses innovative methods to create awareness for student led activities for a variety of interventions that include underage drinking, bullying and drug use. Student leaders are trained to facilitate PLUS activities that engage students in conversations and community building. This program will be used with our SPF bullying strategy. Each school administration will select students to participate in the Plus Program and the Student Leader and our SUDS Prevention Team will provide the orientation for the program. This program is a local innovative practice.

Environmental Strategies:

- **Social Host Ordinance (SHO)** became effective June 1st, 2015, in the City of Yuba City that aims to reduce underage drinking and substance abuse. The Social Host Liability Ordinance prohibits any person from hosting, or allowing, a party/gathering to be hosted upon his or her public or private property where minors (any person under the age of 21) are using or consuming alcohol, marijuana, or controlled substances. A violation of the Social Host Liability Ordinance can occur even if the person responsible for the party/gathering did not intend for minors to possess or consume alcohol, marijuana, or controlled substances but did nothing to stop or try to prevent the use. Our SUDS Prevention Team will support Sutter County, Yuba County and the City of Marysville to adopt a Social Host Ordinance to reduce underage drinking. This is a local innovative practice.

CONTRACTED PROVIDERS:

The SUDS Prevention Program is expected to contract with the existing contractor below who will also help to achieve SPP objectives.

- **Mid-Valley Recovery-Adolescent, Pathways (Pathways)- Active Provider** is a contract partner that provides prevention work on the local school campuses in our bi-county Yuba Sutter community. Pathways has a Prevention Specialist that provides services to children of substance abusers and others by giving them skills to help foster resiliency and reduce substance use among children and youth. Services are primarily school-based. Due to our small community with limited prevention providers, we did not use an RFP process, rather we have developed a partnership with Mid- Valley Recovery-Pathways. Contracted providers are expected to enter program data into CalOMS Pv on the date of occurrence and no later than the 10th of the following month. Pathways will provide educational strategies.

CAPACITY BUILDING AREAS:

In the Capacity Building Section of this SPP, the Boy's Council was identified as a future prevention area that would be a possibility pending closing a few capacity gaps. To help further prepare the SUDS Prevention Program's ability to implement the Boy's Council, the PEI/SUDS Prevention Team will be identifying local school areas that would be effective hosts for this prevention group. After the Team has created sufficient interest in the program, the Prevention Services Coordinator will meet with Administration to gain support and approval to implement

the program. Once this approval has been received, then the appropriate staff will be trained to facilitate Boy's Council groups. If approval for Boy's Council is received, the SUDS Prevention Team will amend the SPP and submit an addendum to DHCS for discussion and approval.

IMPLEMENTATION PLAN**Goal: Decrease Underage and Binge Drinking**

Objective 1: By 2022, youth will report a 3% reduction in binge drinking as measured by the CHKS

Program/Intervention: Strengthening Families

Activity/Task	Responsible Party	Timeline	CSAP Strategy	IOM Category
Outreach to recruit schools to implement SF	County	July – Aug	ID	Universal
Recruit Parents to Participate in SF session 1	County	Sept – Oct	ID	Universal
Orientation Kick-Off	County	Nov	ID	Universal
Implement Four 7-week SF Sessions at Schools Annually	County	Dec – Feb Mar – May 2 Sessions Weekly	ED	Universal
Final Evaluation Report	County	July	CBP	Universal

Goal: Decrease Underage and Binge Drinking

Objective 1: By 2022, youth will report a 3% reduction in binge drinking as measured by the CHKS

Program/Intervention: Second Step

Activity/Task	Responsible Party	Timeline	CSAP Strategy	IOM Category
Outreach to recruit schools to implement Second Step	County	July – Aug	ID	Universal
Orientation Kick-Off	School Site/County	Sept	ID	Universal
Implement Four 12-14 week Second Step Sessions at Schools Annually	School Site/County	Sept – June 1 Session Weekly	ED	Universal
Final Evaluation Report	County	July	CBP	Universal

Goal: Decrease Underage and Binge Drinking

Objective 1: By 2022, youth will report a 3% reduction in binge drinking as measured by the CHKS

Program/Intervention: Botvin Life Skills

Activity/Task	Responsible Party	Timeline	CSAP Strategy	IOM Category
Outreach to recruit schools to implement Botvin Life Skills	County	July – Aug	ID	Universal
Orientation Kick-Off	School Site/County	Sept	ID	Universal
Implement Four 8-week Sessions at	School	Sept – June	ED	

Schools Annually	Site/County	1 Session Weekly		Universal
Final Evaluation Report	County	July	CBP	Universal
Goal: Decrease Underage and Binge Drinking				
Objective 2: By 2022, 75% of all parents trained by SUDS PEI will increase their knowledge and perception that underage drinking is harmful				
Program/Intervention: Strengthening Families				
Activity/Task	Responsible Party	Timeline	CSAP Strategy	IOM Category
Outreach to recruit schools to implement SF	County	July – Aug	ID	Universal
Recruit Parents to Participate in SF session 1	County	Sept – Oct	ID	Universal
Orientation Kick-Off	County	Nov	ID	Universal
Implement Four 7-Week SF Sessions at Schools Annually	County	Dec – June 2 Sessions Weekly	ED	Universal
Final Evaluation Report	County	July	CBP	Universal
Goal: Decrease Underage and Binge Drinking				
Objective 2: By 2022, 75% of all parents trained by SUDS PEI will increase their knowledge and perception that underage drinking is harmful				
Program/Intervention: Parent Project				
Activity/Task	Responsible Party	Timeline	CSAP Strategy	IOM Category
Recruit Parents to Participate in Parent Project	County	Sept – Oct	ID	Indicated
Orientation Kick-Off	County	Nov	ID	Indicated
Implement Two Parent Project Classes in the Community Annually	County	Dec – June 2 Sessions Weekly	ED	Indicated
Final Evaluation Report	County	July	CBP	Indicated
Goal: Decrease Underage and Binge Drinking				
Objective 2: By 2022, 75% of all parents trained by SUDS PEI will increase their knowledge and perception that underage drinking is harmful				
Program/Intervention: Social Host Ordinance				
Activity/Task	Responsible Party	Timeline	CSAP Strategy	IOM Category
Local data collection to quantify the problem and support a need for the ordinance	County	July	CBP	Universal
Community education study sessions, word of mouth, local coalitions, media	County	Aug – Sept	ID	Universal

Drafting the ordinance	County	Oct	ID	Universal
Ensuring that all critical stakeholders were involved	County	Nov	CBP	Universal
Outreach to community about implementing a Social Host Ordinance	County	Dec – Jan	CBP	Universal
Bringing it to policymakers for adoption.	County	Feb – Apr	CBP	Universal
Final Evaluation Report	County	July	ENV	Universal

Goal: Decrease Underage and Binge Drinking

Objective 3: By 2022, 75% of middle school- aged youth trained by SUDS PEI will increase their knowledge and perception that underage drinking is harmful

Program/Intervention: Botvin Life Skills

Activity/Task	Responsible Party	Timeline	CSAP Strategy	IOM Category
Outreach to recruit schools to implement Botvin Life Skills	County	July – Aug	ID	Universal
Orientation Kick-Off	School Site/County	Sept	ID	Universal
Implement Four 8-Week Sessions at Schools Annually	School Site/County	Sept – June 1 Session Weekly	ED	Universal
Final Evaluation Report	County	July	CBP	Universal

Goal: Decrease Underage and Binge Drinking

Objective 4: By 2022, 75% of High Schools- aged youth trained by SUDS PEI will increase their knowledge and perception that underage drinking is harmful

Program/Intervention: Botvin Life Skills

Activity/Task	Responsible Party	Timeline	CSAP Strategy	IOM Category
Outreach to recruit schools to implement Botvin Life Skills	County	July – Aug	ID	Universal
Orientation Kick-Off	School Site/County	Sept	ID	Universal
Implement Four 8-Week Sessions of Botvin Life Skills at Schools Annually	School Site/County	Sept – June 1 Session Weekly	ED	Universal
Final Evaluation Report	County	July	CBP	Universal

Goal: Decrease Underage and Binge Drinking

Objective 5: By 2022, youth will report a 6% reduction in bullying/harassment, as measured by

CHKS				
Program/Intervention: Plus Program				
Activity/Task	Responsible Party	Timeline	CSAP Strategy	IOM Category
Outreach to recruit schools to implement Plus Program	County	July – Aug	ID	Universal
Orientation Kick-Off	School Site/County	Sept	ID	Selective
Implement Plus Program at Schools Sites	School Site/County	Sept – June 1 Session Weekly	ED	Selective
Evaluation Report	County	July	CBP	Selective
Goal: Decrease Underage and Binge Drinking				
Objective 5: By 2022, youth will report a 6% reduction in bullying/harassment, as measured by CHKS				
Program/Intervention: Girls Circle				
Activity/Task	Responsible Party	Timeline	CSAP Strategy	IOM Category
Outreach to recruit schools to implement Girls Circle	County	July – Aug	ID	Selective
Orientation Kick-Off	School Site/County	Sept	ID	Selective
Implement Two Sessions at Schools	School Site/County	Sept – June 1 Session Weekly	ED	Selective
Evaluation Report	County	July	CBP	Selective
Goal: Decrease Underage and Binge Drinking				
Objective 5: By 2022, youth will report a 6% reduction in bullying/harassment, as measured by CHKS				
Program/Intervention: Friday Night Live/Club Live				
Activity/Task	Responsible Party	Timeline	CSAP Strategy	IOM Category
Attend the CFNLP annual training	County	July – Aug	CBP	Universal
Continue FNL implementation for two school chapters	School Site/County	Aug – Jun	ALT	Universal
FNL Youth Evaluation utilizing YD Assessments	County	July	CBP	Universal

SPF Step 5 – Evaluation

IMPLEMENTATION MONITORING AND EVALUATION RESPONSIBILITIES:

The Prevention Services Coordinator will be the person responsible for the implementation of the identified strategies and objectives. All providers will be continually monitored through the CalOMS Pv System. The Prevention Services Coordinator reviews and approves all submissions to DHCS. Internally, the Prevention Services Coordinator oversees all prevention activities by requiring the Prevention Staff to utilize to a standardized activity sheet. Activity data from these sheets are then entered into an Excel database and into the CalOMS Pv System.

The Prevention Services Coordinator, the Substance Use Disorders Program Manager, and the MHSA Staff Analyst will meet quarterly to discuss the progress of implementation and the progress of the evaluation plan. Highlights from this meeting will also be shared with the Behavioral Health Director and the SUDS Quality and Improvement Committee.

EVALUATION PLAN LOGISTICS:

The detailed evaluation plan can be found on the following page. The primary evaluation design for our prevention activities will be a comparative analysis format with the use of pre- and post-testing. Additionally, the evaluation team will revisit the consequence data from the needs assessment. We will determine if there is change in pre- and post- with the consequence data.

The evaluation timeline is based on the fiscal year and at the end of each year, an evaluation report will be completed. This report will be continually used as a template for the following year. The data collection procedures will be paper-based because we do not have the resources to purchase Tablets at this time. All data from the pre and post testing will be entered into a program specific database (i.e. all Second Step data will be in one database).

A basic comparative analysis of pre-survey and post-survey data will be conducted to initially see if any improvement had occurred when looking at the raw scores. Beyond just eyeing the data for improvement, descriptive statistics and paired samples tests will be used when appropriate. Descriptive statistics will be used to describe the basic features of the data. To determine if the prevention activities are statistically significant, a paired sample t-test can be conducted to determine if the prevention activities had a true effect- not just by chance.

Data will be used to improve services and performances, contribute to future SPP planning and help the SUDS Program Administration to determine program offerings for the future. Additionally, any significant results will be shared with other community-based organizations to help them understand our experiences with certain prevention strategies.

The SUDS Prevention Team will be solely responsible for all evaluation aspects. No outside evaluators will be used.

Sustainability:

The SUDS Prevention Team will be reviewing the evaluations to determine if interventions are having an effect on school success, school climate and drinking behaviors. If the data shows that an intervention did not have the desired effect, the SUDS Prevention Team will investigate to determine if the strategy is not a fit for the community for reasons such as cultural issues, implementation issues, etc. The team will determine if any adjustments will need to be made or if after investigation the strategy is not a good fit, then the team will begin to explore other strategies.

The evaluation data will affect the planning, capacity, program effectiveness and implementation processes. It will help us to monitor the process and make adjustments as we go. For example, if year 1 we see a significant finding, we are able to adjust it at that point, instead of waiting until the end of our plan to do something about it.

Cultural Competence:

The SUDS Prevention Team will be designing all pre and post surveys to include a section for demographics. Questions to be asked will include ethnicity and race. This will enable us to collect cultural data. Efforts will be explored to determine if one strategy works better for an ethnic group versus another.

REPORTING EVALUATION RESULTS:

	Executive Summary- Print and Electronic Versions	Year-End Report- Print and Electronic Versions	Press Release
SYBH Admin.	X	X	
BHAB	X	X	
SUDS Q&I	X	X	
School Districts	X		
YCCC	X		
FIT	X		
Community and Media	X		X
CC	X	X	
QIC	X	X	

OUTCOME EVALUATION PLAN:**Objective 1: By 2022, youth will report a 3% reduction in binge drinking as measured by the CHKS**

Outcomes	Indicators	Methods of Data Collection	Tools	Who	Timeframe	Dissemination Plan
Short: In 2018, youth will report a 1% reduction in binge drinking as measured by CHKS	Reported reduction in binge drinking on CHKS Survey Attitude change pre/post for Botvin, Strengthening Families(SF) and Second Step (SS)	Comparative Analysis	Botvin Life Skills (Botvin) Second Step (SS) Strengthening Families (SF) CHKS	SUDS Prevention Team (Prevention Services Coordinators, Resource Specialist and Intervention Counselor)	Before each Botvin, SF, and SS, a pre-survey will be completed at the beginning of each program session. At the end of the session, a post-survey will be completed. The results after each year will be aggregated into a report. The first and second year data will be compared and discussed. Additionally, the CHKS data will be reviewed in 2018 to determine if there has been a 1% reduction in binge drinking.	Annual goals and progress will be reported in CalOMS Pv Data will be analyzed and the results will be compiled into a 1 st year report and 2 nd year report. In the 2 nd year report, there will be a section comparing the years and a section that details the CHKS data review. An executive summary for each will be shared with Yuba County Children and Wellness Council, Behavioral Health Advisory Board, Family Intervention Team, SYBH Admin. Team and Community Partners All executive summaries will also be electronically posted to the Network of Care site, SYBH Website, PEI Facebook Page
Intermediate: In 2020, youth will have reported a 2% reduction in binge drinking as measured by the CHKS	Reported reduction in binge drinking on CHKS Survey Attitude change pre/post for Botvin, Strengthening Families(SF) and Second Step (SS)	Comparative Analysis	Botvin Life Skills (Botvin) Second Step (SS) Strengthening Families (SF) CHKS	SUDS Prevention Team (Prevention Services Coordinators, Resource Specialist and Intervention Counselor)	Before each Botvin, SF, and SS, a pre-survey will be completed at the beginning of each program session. At the end of the session, a post-survey will be completed. The results after each year will be aggregated into a report. The first, second, third and fourth year data will be compared and discussed. Additionally, the CHKS data	Annual goals and progress will be reported in CalOMS Pv Data will be analyzed and the results will be compiled into a 3 rd year report and 4 th year report. In the 4 th year report, there will be a section comparing the years and a section that details the CHKS data review An executive summary for each year will be shared with Yuba County Children and Wellness Council,

					will be reviewed in 2020 to determine if there has been a 2% reduction in binge drinking.	Behavioral Health Advisory Board, Family Intervention Team, SYBH Admin. Team and Community Partners All executive summaries will also be electronically posted to the Network of Care site, SYBH Website, PEI Facebook Page
Long: In 2022, youth have reported a 3% decrease in binge drinking, as measured by the CHKS	Reported reduction in binge drinking on CHKS Survey Attitude change pre/post for Botvin, Strengthening Families(SF) and Second Step (SS)	Comparative Analysis	Botvin Life Skills (Botvin) Second Step (SS) Strengthening Families (SF) CHKS	SUDS Prevention Team (Prevention Services Coordinators, Resource Specialist and Intervention Counselor)	Before each Botvin, SF, and SS, a pre-survey will be completed at the beginning of each program session. At the end of the session, a post-survey will be completed. The results after each year will be aggregated into a report. The first, second, third, fourth, fifth and sixth year data will be compared and discussed. Additionally, the CHKS data will be reviewed in 2022 to determine if there has been a 3% reduction in binge drinking.	Final Report Annual goals and progress will be reported in CalOMS Pv Data will be analyzed and the results will be compiled into a 5 th year report and 6 th year report. The 6 th year report will serve as the final evaluation report. This report will document the progress over the last 6 years. There will also be a section that details the CHKS data review An executive summary for each year will be shared with Yuba County Children and Wellness Council, Behavioral Health Advisory Board, Family Intervention Team, SYBH Admin. Team and Community Partners All executive summaries will also be electronically posted to the Network of Care site, SYBH Website, PEI Facebook Page.

Objective 2: By 2022, 75% of all parents trained by SUDS PEI will increase their knowledge and perception that underage drinking is harmful

Outcomes	Indicators	Methods of Data Collection	Tools	Who	Timeframe	Dissemination Plan
<p>Short: In 2018, 25% of all parents trained by SUDS PEI will have increased their knowledge and perception that underage drinking is harmful</p>	<p>Increased knowledge as measured by the pre-post data</p> <p>Increase in the # of individuals who learn about the Social Host Ordinance</p>	<p>Comparative Analysis</p> <p>Social Host Tracking</p>	<p>Parent Project (PP)</p> <p>Strengthenin g Families (SF)</p> <p>Social Host Ordinance (SHO)</p>	<p>SUDS Prevention Team (Prevention Services Coordinators, Resource Specialist and Intervention Counselor)</p>	<p>Before each PP and SF, a pre-survey will be completed at the beginning of each program session. At the end of the session, a post-survey will be completed. The results after each year will be aggregated into a report. The first and second year data will be compared and discussed. At the end of year 1, we will be evaluating the program to determine if 25% of the parents trained showed increases in survey questions that focus on knowledge and perception.</p> <p>The SUDS Prevention Team will be checking in quarterly with Yuba County to determine the # of individuals reached by the SHO.</p>	<p>Annual goals and progress will be reported in CalOMS Pv</p> <p>Data will be analyzed and the results will be compiled into a 1st year report and 2nd year report. In the 2nd year report, there will be a section comparing the years and a section that details the evaluation of the objective. The report will also detail how many individuals were reached by the SHO in the first 2 years</p> <p>An executive summary for each year will be shared with Yuba County Children and Wellness Council, Behavioral Health Advisory Board, Family Intervention Team, SYBH Admin. Team and Community Partners</p> <p>All executive summaries will also be electronically posted to the Network of Care site, SYBH Website, PEI Facebook Page</p>
<p>Intermediate: In 2020, 50% of all parents trained by SUDS PEI will have increased their knowledge and perception that underage drinking is harmful</p>	<p>Increased knowledge as measured by the pre-post data</p> <p>Increase in the # of individuals who learn about the Social Host</p>	<p>Comparative Analysis</p> <p>Social Host Tracking</p>	<p>Parent Project (PP)</p> <p>Strengthenin g Families (SF)</p> <p>Social Host Ordinance</p>	<p>SUDS Prevention Team (Prevention Services Coordinators, Resource Specialist and Intervention Counselor)</p>	<p>Before each PP and SF, a pre-survey will be completed at the beginning of each program session. At the end of the session, a post-survey will be completed. The results after each year will be aggregated into a report. The third and fourth year data will</p>	<p>Annual goals and progress will be reported in CalOMS Pv</p> <p>Data will be analyzed and the results will be compiled into a 3rd year report and 4th year report. In the 4th year report, there will be a section comparing the years and a section that details the evaluation of the objective.</p>

	Ordinance		(SHO)		<p>be compared and discussed. At the end of year 4, we will be evaluating the program to determine if 50% of the parents trained showed increases in survey questions that focus on knowledge and perception.</p> <p>The SUDS Prevention Team will be checking in quarterly with Yuba County to determine the # of individuals reached by the SHO.</p>	<p>The report will also detail how many individuals were reached by the SHO in 4 years</p> <p>An executive summary for each year will be shared with Yuba County Children and Wellness Council, Behavioral Health Advisory Board, Family Intervention Team, SYBH Admin. Team and Community Partners</p> <p>All executive summaries will also be electronically posted to the Network of Care site, SYBH Website, PEI Facebook Page</p>
<p>Long: In 2022, 75% of all parents trained by SUDS PEI will have increased their knowledge and perception that underage drinking is harmful</p>	<p>Increased knowledge as measured by the pre-post data</p> <p>Increase in the # of individuals who learn about the Social Host Ordinance</p>	<p>Comparative Analysis</p> <p>Social Host Tracking</p>	<p>Parent Project (PP)</p> <p>Strengthening Families (SF)</p> <p>Social Host Ordinance (SHO)</p>	<p>SUDS Prevention Team (Prevention Services Coordinators, Resource Specialist and Intervention Counselor)</p>	<p>Before each PP and SF, a pre-survey will be completed at the beginning of each program session. At the end of the session, a post-survey will be completed. The results after each year will be aggregated into a report. The first and second year data will be compared and discussed. At the end of year 6, we will be evaluating the program to determine if 75% of the parents trained showed increases in survey questions that focus on knowledge and perception.</p> <p>The SUDS Prevention Team will be checking in quarterly with Yuba County to determine the # of individuals reached by the SHO.</p>	<p>Final Report goals and progress will be reported in CalOMS Pv</p> <p>Data will be analyzed and the results will be compiled into a 5th year report and 6th year report. In the 6th year report, there will be a section comparing the years and a section that details the evaluation of the objective. The report will also detail how many individuals were reached by the SHO in 6 years</p> <p>An executive summary for each year will be shared with Yuba County Children and Wellness Council, Behavioral Health Advisory Board, Family Intervention Team, SYBH Admin. Team and Community Partners</p> <p>All executive summaries will also be electronically posted to the Network of Care site, SYBH Website, PEI Facebook Page</p>

Objective 3: By 2022, 75% of middle school-aged youth trained by SUDS PEI will increase their knowledge and perception that underage drinking is harmful

Outcomes	Indicators	Methods of Data Collection	Tools	Who	Timeframe	Dissemination Plan
Short: In 2018, 25% of middle school-aged youth trained by SUDS PEI will have increased their knowledge and perception that underage drinking is harmful	Increase in knowledge and perception as reported by the Botvin Survey	Comparative Analysis	Botvin-Middle School Curriculum (Botvin)	SUDS Prevention Team (Prevention Services Coordinators, Resource Specialist and Intervention Counselor)	A Botvin pre-survey will be completed at the beginning of each session, followed by a post survey at the conclusion of each session. The data for each individual within each year will be aggregated and at the conclusion of year 2, the data will be analyzed to see if 25% of middle- school aged youth have increased their knowledge and perception that underage drinking is harmful.	<p>Annual goals and progress will be reported in CalOMS Pv</p> <p>Data will be analyzed and the results will be compiled into a yearly report</p> <p>An executive summary for each year will be shared with Yuba County Children and Wellness Council, Behavioral Health Advisory Board, Family Intervention Team, SYBH Admin. Team and Community Partners</p> <p>All executive summaries will also be electronically posted to the Network of Care site, SYBH Website, PEI Facebook Page</p>
Intermediate: In 2018, 50% of middle school-aged youth trained by SUDS PEI will have increased their knowledge and perception that underage drinking is harmful	Increase in knowledge and perception as reported by the Botvin Survey	Comparative Analysis	Botvin-Middle School Curriculum (Botvin)	SUDS Prevention Team (Prevention Services Coordinators, Resource Specialist and Intervention Counselor)	A Botvin pre-survey will be completed at the beginning of each session, followed by a post survey at the conclusion of each session. The data for each individual within each year will be aggregated and at the conclusion of year 4, the data will be analyzed to see if 50% of middle- school aged youth have increased their knowledge and perception that underage drinking is harmful.	<p>Annual goals and progress will be reported in CalOMS Pv</p> <p>Data will be analyzed and the results will be compiled into a yearly report</p> <p>An executive summary for each year will be shared with Yuba County Children and Wellness Council, Behavioral Health Advisory Board, Family Intervention Team, SYBH Admin. Team and Community Partners</p> <p>The executive summary will also be electronically posted to the Network of Care site, SYBH Website, PEI Facebook Page</p>

Long: In 2022, 75% of all middle school-aged youth trained in the Botvin Life Skills Training have increased their knowledge and their perception that underage drinking is harmful	Increase in knowledge and perception as reported by the Botvin Survey	Comparative Analysis	Botvin-Middle School Curriculum (Botvin)	SUDS Prevention Team (Prevention Services Coordinators, Resource Specialist and Intervention Counselor)	A Botvin pre-survey will be completed at the beginning of each session, followed by a post survey at the conclusion of each session. The data for each individual within each year will be aggregated and at the conclusion of year 6, the data will be analyzed to see if 75% of middle-school aged youth have increased their knowledge and perception that underage drinking is harmful.	<p>Final Report goals and progress will be reported in CalOMS Pv</p> <p>Data will be analyzed and the results will be compiled into a yearly report for each project year. At the conclusion the 6th and final project year, a report will be prepared that documents project progress and goal achievements.</p> <p>An executive summary for each year will be shared with Yuba County Children and Wellness Council, Behavioral Health Advisory Board, Family Intervention Team, SYBH Admin. Team and Community Partners</p> <p>All executive summaries will also be electronically posted to the Network of Care site, SYBH Website, PEI Facebook Page</p>
--	---	----------------------	--	---	---	--

Objective 4: By 2022, 75% high school aged youth- aged youth trained by SUDS PEI will increase their knowledge and their perception that underage drinking is harmful

Outcomes	Indicators	Methods of Data Collection	Tools	Who	Timeframe	Dissemination Plan
Short: In 2018, 25% of high school-aged youth trained by SUDS PEI will have increased their knowledge and perception that underage drinking is harmful	Increased knowledge and perception as measured by the Botvin Survey	Comparative Analysis	Botvin-High School Curriculum (Botvin)	SUDS Prevention Team (Prevention Services Coordinators, Resource Specialist and Intervention Counselor)	A Botvin pre-survey will be completed at the beginning of each session, followed by a post survey at the conclusion of each session. The data for each individual within each year will be aggregated and at the conclusion of year 2, the data will be analyzed to see if 25% of high-school	<p>Annual goals and progress will be reported in CalOMS Pv</p> <p>Data will be analyzed and the results will be compiled into a yearly report</p> <p>An executive summary for each year will be shared with Yuba County Children and Wellness Council, Behavioral Health Advisory Board,</p>

					aged youth have increased their knowledge and perception that underage drinking is harmful.	Family Intervention Team, SYBH Admin. Team and Community Partners All executive summaries will also be electronically posted to the Network of Care site, SYBH Website, PEI Facebook Page
Intermediate: In 2018, 50% of high school-aged youth trained by SUDS PEI will have increased their knowledge and perception that underage drinking is harmful	Increased knowledge and perception as measured by the Botvin Survey	Comparative Analysis	Botvin-High School Curriculum (Botvin)	SUDS Prevention Team (Prevention Services Coordinators, Resource Specialist and Intervention Counselor)	A Botvin pre-survey will be completed at the beginning of each session, followed by a post survey at the conclusion of each session. The data for each individual within each year will be aggregated and at the conclusion of year 2, the data will be analyzed to see if 50% of high-school aged youth have increased their knowledge and perception that underage drinking is harmful.	Annual goals and progress will be reported in CalOMS Pv Data will be analyzed and the results will be compiled into a yearly report An executive summary for each year will be shared with Yuba County Children and Wellness Council, Behavioral Health Advisory Board, Family Intervention Team, SYBH Admin. Team and Community Partners All executive summaries will also be electronically posted to the Network of Care site, SYBH Website, PEI Facebook Page
Intermediate: In 2018, 75% of high school-aged youth trained by SUDS PEI will have increased their knowledge and perception that underage drinking is harmful	Increased knowledge and perception as measured by the Botvin Survey	Comparative Analysis	Botvin-High School Curriculum (Botvin)	SUDS Prevention Team (Prevention Services Coordinators, Resource Specialist and Intervention Counselor)	A Botvin pre-survey will be completed at the beginning of each session, followed by a post survey at the conclusion of each session. The data for each individual within each year will be aggregated and at the conclusion of year 2, the data will be analyzed to see if 75% of high-school aged youth have increased their knowledge and perception that underage drinking is harmful.	Final Report goals and progress will be reported in CalOMS Pv Data will be analyzed and the results will be compiled into a yearly report for each project year. At the conclusion the 6 th and final project year, a report will be prepared that documents project progress and goal achievements An executive summary for each year will be shared with Yuba County Children and Wellness Council, Behavioral Health Advisory Board, Family Intervention Team, SYBH Admin. Team and Community Partners

						All executive summaries will also be electronically posted to the Network of Care site, SYBH Website, PEI Facebook Page
--	--	--	--	--	--	---

Objective 5: By 2022, youth will report a 6% reduction in bullying/harassment, as measured by CHKS

Outcomes	Indicators	Methods of Data Collection	Tools	Who	Timeframe	Dissemination Plan
Short: In 2018, youth will have reported a 2% reduction in bullying/harassment, as measured by CHKS	Pre/Post changes with the Plus Program and Second Step Differences in schools' data on bullying/harassments questions on CHKS. Schools who participated in Second Step and Plus Program will be compared to schools who did not receive those programs	Comparative Analysis	PLUS Program (PLUS) Second Step (SS) CHKS	SUDS Prevention Team (Prevention Services Coordinators, Resource Specialist and Intervention Counselor)	A pre-survey before each PLUS session and SS session will be completed and a post-survey for each PLUS session and SS will be completed at the conclusion of the session. Data at the end of each year will be aggregated to determine progress. Additionally, the CHKS data will be reviewed in 2018 to determine if there has been a 2% reduction in bullying. CHKS data will also be reviewed to determine if there are difference in bullying reporting among school who had PLUS and SS.	Annual goals and progress will be reported in CalOMS Pv Data will be analyzed and the results will be compiled into a 1 st year report and 2 nd year report. In the 2 nd year report, there will be a section comparing the years and a section that details the CHKS data review An executive summary for each will be shared with Yuba County Children and Wellness Council, Behavioral Health Advisory Board, Family Intervention Team, SYBH Admin. Team and Community Partners All executive summaries will also be electronically posted to the Network of Care site, SYBH Website, PEI Facebook Page
Intermediate: In 2020, youth will have reported a 4% reduction in bullying/harassment, as measured by CHKS	Pre/Post changes with the Plus Program and Second Step Differences in schools' data on bullying/harassments questions on CHKS. Schools who participated in	Comparative Analysis	PLUS Program (PLUS) Second Step (SS) CHKS	SUDS Prevention Team (Prevention Services Coordinators, Resource Specialist and Intervention Counselor)	A pre-survey before each PLUS session and SS session will be completed and a post-survey for each PLUS session and SS will be completed at the conclusion of the session. Data at the end of each year will be aggregated to determine progress. Additionally, the CHKS data	Annual goals and progress will be reported in CalOMS Pv Data will be analyzed and the results will be compiled into a 3 rd year report and 4 th year report. In the 4 th year report, there will be a section comparing the years and a section that details the CHKS data review An executive summary for each year

	Second Step and Plus Program will be compared to schools who did not receive those programs				<p>will be reviewed in 2020 to determine if there has been a 4% reduction in bullying.</p> <p>CHKS data will also be reviewed to determine if there are difference in bullying reporting among school who had PLUS and SS.</p>	<p>will be shared with Yuba County Children and Wellness Council, Behavioral Health Advisory Board, Family Intervention Team, SYBH Admin. Team and Community Partners</p> <p>All executive summaries will also be electronically posted to the Network of Care site, SYBH Website, PEI Facebook Page</p>
<p>Long: In 2022, youth will have reported a 6% decrease in bullying/harassment, as measured by the CHKS</p>	<p>Pre/Post changes with the Plus Program and Second Step</p> <p>Differences in schools' data on bullying/harassments questions on CHKS. Schools who participated in Second Step and Plus Program will be compared to schools who did not receive those programs</p>	Comparative Analysis	<p>PLUS Program (PLUS)</p> <p>Second Step (SS)</p> <p>CHKS</p>	<p>SUDS Prevention Team (Prevention Services Coordinators, Resource Specialist and Intervention Counselor)</p>	<p>A pre-survey before each PLUS session and SS session will be completed and a post-survey for each PLUS session and SS will be completed at the conclusion of the session. Data at the end of each year will be aggregated to determine progress.</p> <p>Additionally, the CHKS data will be reviewed in 2018 to determine if there has been a 6% reduction in bullying.</p> <p>CHKS data will also be reviewed to determine if there are difference in bullying reporting among school who had PLUS and SS.</p>	<p>Final Report Annual goals and progress will be reported in CalOMS Pv</p> <p>Data will be analyzed and the results will be compiled into a 5th year report and 6th year report The 6th year report will serve as the final evaluation report. This report will document the progress over the last 6 years. There will also be a section that details the CHKS data review</p> <p>An executive summary for each year will be shared with Yuba County Children and Wellness Council, Behavioral Health Advisory Board, Family Intervention Team, SYBH Admin. Team and Community Partners</p> <p>All executive summaries will also be electronically posted to the Network of Care site, SYBH Website, PEI Facebook Page</p>

REFERENCES

- 1) Radliff, K., Wheaton, J., Robinson, and Morris, J. (2012). Illuminating the relationship between bullying and substance use among middle and high school youth. *Addictive Behaviors*. Volume 37, Issue 4, Pages 569–572.
- 2) Peleg-Oren, N., Cardenas, G. A., Comerford, M., and Galea, S. (2010). An association between bullying behaviors and alcohol use among middle school students. *The Journal of Early Adolescence*. Volume 32, Issue 6, Pages 761-775.
- 3) SAGE Publications (2005). Bullying in middle school may lead to increased substance abuse in high school. www.sciencedaily.com/releases/2005/12/051230085006.htm



SHAW/YODER/ANTWIH, inc.
LEGISLATIVE ADVOCACY • ASSOCIATION MANAGEMENT

November 30, 2016

To: Bill Connelly, Chairman, Butte County Board of Supervisors
Ron Mikulaco, Chairman, El Dorado County Board of Supervisors
Mark Lovelace, Chairman, Humboldt County Board of Supervisors
Jack Terrazas, Chairman, Imperial County Board of Supervisors
Doug Verboon, Chairman, Kings County Board of Supervisors
Rick Farinelli, Chairman, Madera County Board of Supervisors
Dan Gjerde, Chairman, Mendocino County Board of Supervisors
Pam Giacomini, Chairwoman, Shasta County Board of Supervisors
Larry Munger, Chairman, Sutter County Board of Supervisors
Bob Williams, Chairman, Tehama County Board of Supervisors
Jim Provenza, Chairman, Yolo County Board of Supervisors
Roger Abe, Chairman, Yuba County Board of Supervisors

From: Paul J. Yoder, Shaw / Yoder / Antwih, Inc.

RE: CMSP Governing Board- Supervisor Position for Group 2 Counties

As you know, the County Medical Services Program (CMSP) Governing Board is composed of County Supervisors, County Administrative Officers, and county health and welfare officials from the 35 member counties. The Governing Board administers the CMSP program, which provides health care services to indigent adults in the 35 counties.

In fulfillment of its statutory responsibility, the Governing Board has regularized the terms of its Board. The term of the County Supervisor Representative from Group 2 Counties ends 12/31/16. This position is currently held by County Supervisor Mark Lovelace of Humboldt County who is not seeking re-election. Group 2 Counties include the following: Butte, El Dorado, Humboldt, Imperial, Kings, Madera, Mendocino, Shasta, Sutter, Tehama, Yolo and Yuba.

An election needs to be held to fill the position designated for a County Supervisor from a Group 2 County for a new term, which starts 1/1/17 and ends 12/31/19. The Governing Board has directed our office to conduct the election on behalf of the Board. Leonard Moty of Shasta County and Don Saylor of Yolo County are the candidates for the position. Additionally, a space is provided on the ballot for write-in candidates, should others want to compete for the position. A ballot and an addressed envelope are enclosed. Please complete and return your ballot by Monday, December 19, 2016.

Should you have any questions regarding this matter, please call (916) 446-4656.

Thank you,

Paul J. Yoder

CC: Chair and Members, CMSP Governing board
Kari Brownstein, Administrative Officer
Cathy Deubel Salenko, General Counsel

Tel: 916.446.4656
Fax: 916.446.4318
1415 L Street, Suite 1000
Sacramento, CA 95814

Ballot

County Medical Services Program (CMSP)
Governing Board
Supervisor – Group 2 Counties

☐ Leonard Moty, Shasta County

☐ Don Saylor, Yolo County

☐ _____
(Write In)

Voter Information:

County: _____

Return completed ballot to Shaw/Yoder/Antwih, Inc.

Fax: 916-446-4318

Email: SYACountyInfo@shawyoderantwih.com

BALLOTS DUE BY 5:00 P.M. ON MONDAY, DECEMBER 19, 2016



COUNTY OF YUBA

OFFICE OF EMERGENCY SERVICES

(542-1216) Adopt... - 1 of 6

COUNTY ADMINISTRATOR
DIRECTOR OF EMERGENCY SERVICES

SCOTT BRYAN
EMERGENCY OPERATIONS MANAGER

BRIANA SCHUETTE
EMERGENCY OPERATIONS PLANNER

Board Memo

Date: December 13, 2016

To: Board of Supervisors

Fr: Scott Bryan 
Emergency Operations Manager

Re: Local Proclamation of Tree Mortality Emergency

Recommendation:

The Board of Supervisors adopts a resolution proclaiming the existence of a local emergency in the County of Yuba due to tree mortality.

Background:

On January 17, 2014 Governor Edmund G Brown Jr. declared a Statewide Drought Emergency due to the impacts on the State of California as a result of four continuous years of drought. On February 18, 2014 the Director of Emergency Services proclaimed a local emergency due to the effects the drought has had within the County of Yuba.

The current drought has put tremendous stress on trees resulting in widespread mortality throughout the State. The County of Yuba is not immune to the loss of trees due to the on-going drought as thousands of dead and dying trees line our landscape. It is estimated that there are over 66 million dead or dying trees Statewide from the direct effects of the drought. On October 30, 2015 Governor Edmund G Brown Jr. declared a Statewide Tree Mortality Emergency which included California Disaster Assistance Act (CDAA) funding to mitigate the most severely affected counties.

Discussion:

There are currently 10 counties designated as "Priority Counties", which include two contiguous counties to Yuba, in Nevada and Placer. Although Yuba County's tree mortality emergency has yet to reach the severity of Nevada and Placer Counties, significant tree mortality exists in Yuba County which requires mitigation efforts to remove hazard trees threatening public infrastructure and safety.

Committee Action:

None

Fiscal Impact:

If approved, CDAA funding will reimburse 75% of eligible costs for removing hazardous trees with a 25% cost share.

**BEFORE THE BOARD OF SUPERVISORS
OF THE COUNTY OF YUBA**

RESOLUTION:

**THE BOARD OF SUPERVISORS
ADOPT A RESOLUTION
PROCLAIMING THE EXISTENCE OF
A LOCAL EMERGENCY DUE TO
TREE MORTALITY IN THE COUNTY
OF YUBA.**

)
)
)
)
)
)

RESOLUTION NO. _____

WHEREAS, County Ordinance Code 4.20 empowers the Yuba County Board of Supervisors to proclaim the existence of a local emergency in the County when the County is affected by the existence or threatened conditions of emergency or extreme peril to the safety of persons and property within the County; and

WHEREAS, extreme peril to the safety and property have arisen in Yuba County, caused by the widespread and rapidly increasing incidence of tree mortality; and

WHEREAS, unprecedented tree mortality is causing damage to the watershed and emergency egress, and to County and other public and district facilities including, but not limited to roads and structures, for which damages cannot yet be calculated; and

WHEREAS, local resources in Yuba County are faced with a disaster that exceeds their functional capabilities; and

WHEREAS, data collected by state and federal agencies demonstrate that tree mortality has reached epidemic levels across the entire western slope of the Sierra Nevada range which includes Yuba County; and

WHEREAS, it is imperative that Yuba County implement full scale, immediate and aggressive measures to isolate and fell dead or dying trees resulting from extreme and prolonged drought in order to begin to reduce the risks to public safety and property; and

WHEREAS, Governor Edmund G. Brown Jr., has proclaimed a State of Emergency for all of California due to tree mortality and has ordered that state agencies, utilities, and local governments to undertake efforts to remove dead or dying trees in order to restore forest and watershed health; and

WHEREAS, the County of Yuba Board of Supervisors does hereby find that the aforesaid conditions of peril do warrant and necessitate a proclamation of the existence of a local emergency due to tree mortality; and

NOW, THEREFORE, IT IS HEREBY PROCLAIMED, that a local emergency exists in the County of Yuba and the Board of Supervisors Proclaims through this resolution the existence of a Local Emergency in the County of Yuba.

PASSED AND ADOPTED at a regular meeting of the Board of Supervisors of the County of Yuba, State of California on the _____ day of _____ 2016.

AYES:

NOES:

ABSENT:

ABSTAIN:

Chair

ATTEST: DONNA STOTTLEMEYER
CLERK OF THE BOARD OF SUPERVISORS

APPROVE AS TO FORM:
COUNTY COUNSEL



THIS PAGE INTENTIONALLY LEFT BLANK



metrochamber

SACRAMENTO METROPOLITAN
CHAMBER OF COMMERCE

(543-1216) Lette... - 1 of 3

RECEIVED

NOV 29 2016

November 21, 2016

Clerk/Board of Supervisors

Donna Stottlemeyer
County of Yuba
915 8th Street, Suite 109
Marysville, CA 95901

Dear Ms. Stottlemeyer:

The Sacramento Valley is undoubtedly on the cusp of something big. You can feel it downtown as tall cranes lift steel to support the new Golden 1 Center and in our rural communities where crops and produce grown locally, feed the world and confirm our place as America's Farm-to-Fork Capital.

To celebrate our regional successes, the Sacramento Metro Chamber has proudly commissioned a leading national publisher, HPN Books, to produce *California's Capital Region: The Sacramento Valley* a cityscape coffee table book that celebrates the six counties within our Capital Region. The book is photo-based, with several written narratives, captured by world renowned photojournalist and California native **Michael Cuffe**.

California's Capital Region: The Sacramento Valley will showcase the culture and character of our rich region, the outstanding features, economy and lifestyle and places and faces that shape the Capital Region.

You are invited to seize the opportunity for County of Yuba to be a part of this timely occasion. A key section of the book will feature a limited number of profiles from leading companies, organizations, and institutions in the Capital Region. Participants will have their profile included in the hard cover edition and also in an e-book version. Our project manager, **Daphne Fletcher**, will be in touch with you shortly to discuss how this prestigious book can benefit your organization as a unique marketing opportunity. Ms. Fletcher will also show you how the copies of *California's Capital Region: The Sacramento Valley* can be a magnificent corporate and personal gifts. We encourage your positive response to Ms. Fletcher's call. You can also contact Ms. Fletcher directly by phone at 805-350-9430 or by email at daphne.hpn@gmail.com.

Thank you for your thoughtful consideration of this opportunity. I look forward to working with you to create an outstanding book capturing the Sacramento Valley.

Sincerely,


Peter Tateishi
President & CEO
Sacramento Metro Chamber

metrechamber

SACRAMENTO METROPOLITAN
CHAMBER OF COMMERCE

CALIFORNIA'S CAPITAL REGION

The Sacramento Valley



An Exceptional Opportunity

CALIFORNIA'S CAPITAL REGION...

...Is a great new coffee table book showcasing the best of California's Capital Region.

...Features an original color photographic study and text by local photographer Michael Cuffe.

...Is an opportunity for you to include the story of your business in this prestigious new book as part of the "Capital Region Partners" section.

CITYSCAPE

For more information about
CALIFORNIA'S CAPITAL REGION,
please contact Daphne Fletcher at
Office: 805-350-9430 • Fax: 866-294-2437
daphne.hpn@gmail.com

CALIFORNIA'S CAPITAL REGION

The Sacramento Valley

(543-1216) Lette... - 3 of 3

PARTICIPANTS

Thousands of companies, organizations, and families have participated in coffee table book projects. The following is a list of nationally known companies and organizations that have participated in similar hardcover book projects.

CASTLE & COOKE
THE TOWBES GROUP
A G SPANOS COMPANIES
CSU- BAKERSFIELD
UNIVERSITY OF PACIFIC
CSU-STANISLAUS
KAISER PERMANENTE
DIGNITY HEALTH
SUTTER HEALTH
CAPPELLO & NOEL TRIAL LAWYERS
GALLO WINES
MARRIOTT
FOUR POINTS BY SHERATON
EMBASSY SUITES

HOLIDAY INN
WELLS FARGO
BANK OF STOCKTON
BAC COMMUNITY BANK
KERN FEDERAL CREDIT UNION
CHEVRON CORPORATION
CALIFORNIA RESOURCES CORPORATION
KGET-TV
FOX THEATER FOUNDATION
TEJON RANCH
FRANK SCHIPPER CONSTRUCTION
PROFORMA
SAN JOAQUIN COMMUNITY HOSPITAL
MERCY HOSPITAL

ADD YOUR COMPANY'S NAME TO THIS PRESTIGIOUS LIST!

Please check the appropriate boxes and fill out where indicated and email or fax the form back to us:

- ☐ Please provide details on how our company can record its story in *CALIFORNIA'S CAPITAL REGION: The Sacramento Valley*.
- ☐ Please provide information on the purchase of copies of *CALIFORNIA'S CAPITAL REGION: The Sacramento Valley* at the special 10% to 50% pre-publication rates.
- ☐ Please contact me immediately.

**PLEASE SCAN AND EMAIL THIS FORM TO DAPHNE FLETCHER AT
DAPHNE.HPN@GMAIL.COM OR FAX TO 866-294-2437**

Please fill out the following information about your company or organization and email or fax it to us to indicate your interest in hearing more about this important book about the Capital Region and the inclusion of your company's story.

Company Name: _____

Date Founded: _____ By Whom: _____

Important products or services: _____

Contact Person: _____

Telephone: _____ Email: _____

Company Website: _____

Sacramento Metropolitan Chamber of Commerce

Publication Office: : 805-350-9430 • Cell 248-519-3271 • Fax 866-294-2437 • daphne.hpn@gmail.com

Committee to Start a new Yuba County Fish and Game Advisory Commission

November 23, 2016

Yuba County Board of Supervisors
915 8th Street
Marysville, CA 95901

RECEIVED

NOV 23 2016

Yuba County Board of Supervisors:


Clerk/Board of Supervisors

The Committee to Start a new Yuba County Fish and Game Advisory Commission is again requesting that action be taken to start a new Advisory Commission.

We submitted a letter to you on October 13, 2016 and discussed this proposal with you at the October 25, 2016, Board of Supervisor's meeting. At that meeting, we were directed to meet with Supervisor Randy Fletcher and discuss our proposal. Five members of the committee met with Supervisor Randy Fletcher on November 22, 2016.

We are anxious to start the new Advisory Commission. It has been a year since the Advisory Commission was actively providing the many hunting/fishing opportunities that our residents deserve. Providing these opportunities takes 3-6 months of lead time. We need to start now. We would appreciate your timely action on this request.

A draft copy of new Advisory Commission bylaws is attached. The new bylaws were written for a stronger Advisory Commission. We look forward to you taking action on this request.

Sincerely, 
Edward Brown

Attachments:

Draft Yuba County Fish and Game Advisory Commission By-laws dated
November 22, 2016

October 13, 2016 letter to Yuba County Board of Supervisors

List of Yuba County Fish and Game Commission Advisory Commission projects.

List of persons volunteering for the new Advisory Commission.



1st Chris Pedigo

Caroline Holt

Charles Nath

1st Robert Rackin

Committee to Restart the Yuba County Fish and Game Advisory Commission


October 13, 2016


Yuba County Board of Supervisors
915 8th Street
Marysville, CA 95901

Yuba County Supervisors:

The Committee to Restart the Yuba County Fish and Game Commission is submitting the attached documents with the names of Yuba County residents who are volunteering to be members of the Yuba County Fish and Game Commission. The residents of Yuba County deserve to be served by a Commission which is actively working for the benefit of wildlife and county residents.

We look forward to speaking with you about this matter.

Sincerely, 
EDWARD W. BROWN


Dale L. Whitmore

On August 23, 2016 the Yuba County Board of Supervisors (Board) voted to rescind the Board Resolution 1992-128 which established the Yuba County Fish and Game Advisory Commission (Commission) in June 1992. It was described in the August 23, 2016 information packet to the Board that 8 of the last 9 Commission meetings have been cancelled, mostly due to lack of a quorum.

The Commission has accomplished a long list of annual and one time projects for the public and wildlife in Yuba County. The continuance of these projects is in jeopardy. The 15 commissioners and one youth member have taken an active roll in creating and/or promoting the following projects:

1. Advising the Board on **legislation** coming before the State Fish and Wildlife Commission or the state legislature.
2. Participating in and supporting an annual **junior/women's pheasant hunt**,
3. Participating in and supporting the **Frank Allen Fishing Event** at the University of California Field Station at Browns Valley. This unique county event allows the public to fish a portion of the Yuba River which normally is inaccessible.
4. Participating in and supporting the **Jim Watson Memorial Kiwanis Youth Fishing Derby at Ellis Lake**. This event has been in existence since about 1948 and serves around 800 youth.
5. Participating in and supporting a joint **Yuba-Sutter Fair booth** with the Sutter County Fish and Game Commission.
6. Participating in and supporting the **Sierra Nevada Cleanup day** in September. This event has removed hundreds of cubic yards of trash from the Yuba and Feather River floodplains.
7. Participating in the **maintenance and cleanup of wildlife areas** in Yuba County.
8. Participated in many **Spenceville Wildlife Area Public Shooting Range cleanup days**.

To reduce the possibility of there not being a quorum of members at future meetings, the following suggestions are recommended:

- A. Lessons be provided to the commission members as to how a meeting is to be held according to the Brown Act, and
- B. The bylaws be changed to allow for alternate commission members who can vote when regular commission members are absent. This has worked very effectively for the Sutter County Fish and Game Advisory Commission.

The following persons would like to encourage the Board to pass a new resolution creating a new Yuba County Fish and Game Commission which will continue to improve the many public programs benefiting Yuba County and its wildlife. Yuba County Fish and Game Commission projects have a significant impact on residents of surrounding counties as well as Yuba County. We are volunteering to be commission members.

Name County of Residence Phone Number

Charles Dale Mott Marysville

Caroline Andy Lee Room-Mot

Angela Lee Stodgel-Fox Marysville

ED BROWN 530-

Archie Flinn Olivehurst

LARRY FLYNN Olivehurst

JOHN SOKOCOSKI MARYSVILLE

WILLIAM MARYSVILLE - (530)

Russell Shelton Marysville

Mike Graning

Bob Gaschke Browns Valley

Joe Belze Browns Valley

John Osbourn Browns Valley

Robert Roehin Olivehurst

David Hyatt Loma Rica

Dale Whitmore Marysville

Chris Pedigo Marysville

DRAFT YUBA COUNTY FISH AND GAME ADVISORY COMMISSION BY-LAWS
November 22, 2016

92-010 FISH AND GAME ADVISORY COMMISSION MEMBERS

The Yuba County Fish and Game Advisory Commission shall consist of fifteen voting members (15), one non-voting youth member (1) and seven, in lieu voting, alternate members (7) who vote when a meeting quorum is not attained at the beginning of the meeting.

92-020 PURPOSE AND GOALS

The Yuba County Fish and Game Advisory Commission has been serving the public and wildlife at the direction of the Yuba County Board of Supervisors since 1992.

GOALS: The Commission shall review all fish and game proposed appropriations, expenditures, programs, and the administration of said programs that are within the jurisdiction of the Yuba County Board of Supervisors for the purpose of making recommendations relating to said programs and to recommend new programs to the Yuba County Board of Supervisors. Particular attention will be paid to the following areas:

(a) **Legislation Awareness** - The Advisory Commission shall review and make recommendations to the Yuba County Board of Supervisors concerning proposed legislation and current laws affecting (1) the conservation and enhancement of fish, game, and their habitats; and (2) the preservation and enhancement of hunting, fishing, and other related outdoor recreational activities.

(b) **Public Access** - The Advisory Commission shall review and make recommendations to the Yuba County Board of Supervisors concerning improvements for access to public and private lands for hunting, fishing and other related outdoor recreational activities.

(c) **Habitat Enhancement and Hunting/Fishing Programs** - The Advisory Commission shall review and encourage proposed projects which serve to (1) conserve and enhance fish and game species, and their habitats; and (2) to preserve and enhance hunting, fishing, and other related outdoor recreational activities through programs which make those activities more available to the public.

(d) **Tourism** - The Yuba-Sutter area is noted for the hunting, fishing and other related outdoor recreational activities that bring people to our area. Projects encouraging these activities for both residents and out-of-the area people may be supported.

(e) **Youth Education** - Encourage and support educational youth activities related to hunting, fishing, and other related outdoor recreational activities.

(f) Public Participation - Public input and volunteerism is an essential part of the Advisory Commission's effort to provide programs which serve the public.

92-030 APPOINTMENT OF MEMBERS

The Yuba County Board of Supervisors shall appoint members of the Fish and Game Advisory Commission who may be a resident of Yuba County upon a majority vote, as follows:

- A. One voting member representing each of the five supervisorial districts (5);
- B. Two voting members representing the South and North Districts of the Yuba County Water Agency (2);
- C. Eight voting at-large members(8);
- D. One (1) non-voting youth member; and
- E. Seven (7) alternate members (7) who vote when a meeting quorum has not been attained at the beginning of the meeting.

The positions are described as follows:

- A1. District 1 - One voting member representing East and West Linda
- A2. District 2 - One voting member representing the City of Marysville.
- A3. District 3 - One voting member representing Olivehurst, Arboga and Plumas Lake.
- A4. District 4 - One voting member representing the City of Wheatland, District 10, Hallwood, and Beale Air Force Base-South.
- A5. District 5 -One voting member representing Loma Rica, Smartsville, Browns Valley, Brownsville, Challenge, Dobbins, Oregon House, Strawberry Valley, Camptonville, Rackerby, Forbestown, and Beale Air Force Base.
- B6. Yuba County Water Agency South District - One voting member representing the area just south of the Yuba River line within Yuba County.
- B7. Yuba County Water Agency North District - One voting member representing the area just north of the Yuba River line within Yuba County.
- C8. Eight voting at-large members.
- D9. One non-voting youth residing in Yuba County who shall be between the ages of 15 and 17.
- E10. Seven, in lieu voting, alternate members who vote when a meeting quorum has not been attained at the beginning of the meeting.

~~Each member of the Yuba County Board of Supervisors shall nominate one member of the Advisory Commission who shall be a resident of the nominator's supervisory district (5). Each of the North and South Yuba County Water Agency Directors shall nominate one member of the Advisory Commission who shall may be a resident of the area represented by said Director (2).~~

The Clerk of the Board of Supervisors shall advertise the positions listed above. The Clerk of the Board of Supervisors will may forward applications to the Advisory Commission for their review for the purpose of familiarization of the prospective new

member with the Advisory Commission. ~~All new members, regardless of how they are nominated, shall attend a fish and game meeting before their appointment if ratified.~~ If the candidate is still interested in membership, the application can then be sent to the Yuba County Board of Supervisors for ratification.

All members of the Commission shall serve at the pleasure of their nominating officer. Vacancies shall be filled in the same manner as original appointments to the commission.

The term of office shall be concurrent with that of the elected nominating officer. The youth member's term of office shall be one year. ~~In all other cases not otherwise provided herein the term of office shall be 4 years.~~ At-large and alternate member's appointments shall be for four (4) years.

All voting, non-voting and in lieu voting alternate members of the Advisory Commission shall may be residents of Yuba County, and other than the Youth Member of the Advisory Commission, shall have reached the age of eighteen (18) years old by date of appointment.

When a quorum of voting members does not exist at the beginning of a meeting, all alternate members present shall have the same status as a voting member for purposes of determining whether a quorum exists and for voting, but shall not serve as, or perform the duties of an officer.

92-040 OFFICERS

Upon the establishment of the Advisory Commission, or as soon thereafter as convenient, the Advisory Commission shall meet for the purpose of selecting a Chairperson, and a Vice-Chairperson, from the voting members, as designated officers of the Advisory Commission. Thereafter, in January of each year a new election of officers shall occur. Other officers may be voted upon as necessary to carry on the work of the Advisory Commission.

92-050 MEETINGS

Regular meetings of the Advisory Commission shall be held on the first Thursday of each month, during the calendar year. ~~in the calendar year.~~ Special meetings may be called, if necessary, to transact work of the Advisory Commission. The location of regular meetings will be decided at the first meeting of the Advisory Commission, thereafter the locations of the regular meetings will be decided each year during the January meeting. The location of special meetings will be determined by the Chairperson. All meetings of the Advisory Commission shall be conducted in an orderly and systematic manner permit the input of interested parties and the resolution of all matters coming before the Advisory Commission. Public input and participation in Advisory Commission activities are encouraged for additional strength to Advisory Commission programs.

To place an action item on the Advisory Commission agenda, a public or commission member will submit a written or verbal request to the county staff member responsible for preparing agendas ___ days prior to the meeting.

92-060 QUORUM

~~The quorum shall consist of active members in good standing.~~ Eight (8) members of the Advisory Commission in attendance shall constitute a quorum for the purposes of transacting business of the Advisory Commission. Actions of the Advisory Commission shall be by majority vote of all voting members present after a quorum has been established. All voted actions of the Advisory Commission shall be recorded and filed as permanent record of the Advisory Commission.

92-070 ATTENDANCE

The Board of Supervisors may terminate any member from the Commission for failure to attend three regularly scheduled meetings during the course of the calendar year, which shall commence January 1 of each year.

If a Commission member fails to attend three (3) regular meeting in the calendar year, a majority vote shall be taken to recommend termination, at the discretion of the Commission, to the Board of Supervisors.

92-080 COMMITTEES

At the first meeting of the Fish and Game Advisory Commission, standing committees will be established. Standing committees shall thereafter be established and abolished by a majority vote of the Commission.

Committee chairpersons may be a voting member. Alternate members may be committee members.

A standing committee is a committee which has continuing jurisdiction over a particular subject matter (e.g. budget, finance, legislation) or if the committee's schedule is fixed by charter, ordinance, resolution or other formal action of the legislative body that created it.

An ad hoc committee is formed for a specific task or objective, and dissolved after completion of the task or achievement of the objective.

Each standing or ad hoc committee shall be made up of at least two but fewer than a quorum of Commission members.

Standing Committee Rules

- a. It shall be the responsibility of each standing committee to report with recommendations on items assigned to each, at regular monthly meetings.

- b. Committee assignment topics shall be made by the chairperson of the Advisory Commission for investigation by the appropriate standing committee.
- c. Standing committees may present additional items of importance discussed or proposed by committee members as a result of their meeting for the purpose of consideration by the membership of the Advisory Commission.
- iv. Chairperson of each standing committee will conduct meetings under the same procedures as the Advisory Commission.
- vi. The chairperson of each standing committee shall appoint a committee secretary for the purposes of recording and reporting activities of the committee to the Advisory Commission. Copies of the committee reports will be given to the secretary of the Advisory Commission for inclusion in the minutes.

92-090 BY-LAWS

From time to time the Yuba County Fish and Game Advisory Commission may review the Advisory Commission's By-Laws and make amendments thereto by majority vote of the Advisory Commission. Amendments shall become effective on the date of approval by the ~~Advisory Commission~~-Yuba County Board of Supervisors.

92-100 EXPENDITURES

All expenditures shall be approved by a majority vote from the Advisory Commission. Major expenditures exceeding \$600.00 must be approved by the Yuba County Board of Supervisors.

92-110 RECOMMENDATIONS FOR EXPENDITURES

The Yuba County Fish and Game Advisory Commission shall make recommendations for expenditures of funds deposited from the courts to the Yuba County Board of Supervisors in the following areas as described in the California Fish and Game Code sections 13100 - 13103.

13100. (a) The amounts paid to and retained in the county treasury pursuant to Sections 12009 and 13003 (California Fish and Game Code) shall be deposited in a county fish and wildlife propagation fund and expended for the protection, conservation, propagation, and preservation of fish and wildlife, under the direction of the board of supervisors, pursuant to this chapter.

(b) All proposed expenditures from a county fish and wildlife propagation fund shall be reviewed first at a regular meeting of the county board of supervisors or its designated county fish and game commission to ensure compliance with Section 13103.

13101. (a) The board of supervisors of any county may enter into a written agreement with the board of supervisors of one or more counties for the expenditure of any funds deposited in its fish and wildlife propagation fund pursuant to Section 13100 for any purpose authorized by Section 13103 in either, or any, of the counties for the joint benefit of both, or all, of the counties as the judgment of the boards of supervisors may direct.

The purchase of real property necessary for that purpose is lawful and title thereto shall be taken in the joint names of each county which contributes funds therefor.

The property may be deeded to the state upon the express condition that it shall be employed for the purposes of this chapter within the counties.

(b) The board of supervisors of one or more counties may enter into a written agreement with the department for the expenditure of any funds deposited in its fish and wildlife propagation fund pursuant to Section 13100 for any purpose authorized by Section 13103.

13102. Expenditures from the fish and game propagation fund of any county shall be subject to the provisions of Division 3 (commencing with Section 29000) of Title 3 of the Government Code.

13103. Expenditures from the fish and wildlife propagation fund of any county may be made only for the following purposes:

(a) Public education relating to the scientific principles of fish and wildlife conservation, consisting of supervised formal instruction carried out pursuant to a planned curriculum and aids to education such as literature, audio and video recordings, training models, and nature study facilities.

(b) Temporary emergency treatment and care of injured or orphaned wildlife.

(c) Temporary treatment and care of wildlife confiscated by the department as evidence.

(d) Breeding, raising, purchasing, or releasing fish or wildlife which are to be released upon approval of the department pursuant to Sections 6400 and 6401 onto land or into waters of local, state, or federal agencies or onto land or into waters open to the public.

(e) Improvement of fish and wildlife habitat, including, but not limited to, construction of fish screens, weirs, and ladders; drainage or other watershed improvements; gravel and rock removal or placement; construction of irrigation and water distribution systems; earthwork and grading; fencing; planting trees and other vegetation management; and removal of barriers to the migration of fish and wildlife.

(f) Construction, maintenance, and operation of public hatchery facilities.

(g) Purchase and maintain materials, supplies, or equipment for either the department's ownership and use or the department's use in the normal performance of the department's responsibilities.

(h) Predator control actions for the benefit of fish or wildlife following certification in writing by the department that the proposed actions will significantly benefit a particular wildlife species.

(i) Scientific fish and wildlife research conducted by institutions of higher learning, qualified researchers, or governmental agencies, if approved by the department.

(j) Reasonable administrative costs, excluding the costs of audits required by Section 13104, for secretarial service, travel, and postage by the county fish and wildlife commission when authorized by the county board of supervisors. For purposes of this subdivision, "reasonable cost" means an amount which does not exceed 15 percent of

the average amount received by the fund during the previous three-year period, or ten thousand dollars (\$10,000) annually, whichever is greater, excluding any funds carried over from a previous fiscal year.

(k) Contributions to a secret witness program for the purpose of facilitating enforcement of this code and regulations adopted pursuant to this code.

(l) Costs incurred by the district attorney or city attorney in investigating and prosecuting civil and criminal actions for violations of this code, as approved by the department.

(m) Other expenditures, approved by the department, for the purpose of protecting, conserving, propagating, and preserving fish and wildlife.

92-120 TERMS

a. ~~"Wildlife" means mammals, reptiles and birds not raised in captivity, which are indigenous to Yuba County.~~

a. "Wildlife" means non-domesticated animals, including mammals, birds and fish, which may be controlled by law.

b. "Game" means wildlife that may be hunted or trapped for sport according to legal seasons and limits.

c. "Fish" means wild fish, mollusks, crustaceans, invertebrates, or amphibians, including any part, spawn or ova.

d. "Conservation" shall pertain to the act of maintaining, preserving and enhancing the fish and wildlife. It is also the wise use of natural resources, without wasting them.

e. "Advisory Commission" shall pertain to the voting, youth non-voting and in lieu voting alternate members of the Yuba County Fish and Game Advisory Commission.

f. "Management" means the process of implementing habitat improvement techniques to enhance fish and wildlife populations and/or the harvest of game species which exceeds the habitat carrying capacity.

g. "Carrying Capacity" is the number of animals the habitat can support throughout the year without damage to the animals or to the habitat.

h. "Protection" shall pertain to determining and overcoming harm to fish and wildlife.

i. "Education" shall pertain to all forms of training and instruction related to fish and wildlife and their habitats, as well as individual or group instruction related to safety.

j. "Safety" shall pertain to all forms of instruction and training in the use of firearms and/or procedures necessary to hunt properly, thereby minimizing the danger or risk associated with the use of firearms.

- k. "Committee" shall pertain to the standing committees of the Advisory Commission.
- l. "Goals" shall refer to the Advisory Commission objectives.
- m. "Projects" shall pertain to the plan of action, proposal or physical structure, which is necessary to provide or continue services for the benefit of wildlife and fish propagation. "Projects" also pertains to providing both consumptive (hunting and fishing) and non-consumptive (birdwatching, nature study) experiences to people.
- n. "Propagation" shall pertain to efforts necessary to increase wildlife and fish populations (carrying capacity) by enhancement of their habitats and education of the public.
- o. "Special purchases" shall include, but not be limited to items associated with projects and/or budgeted expenditures as determined by the Advisory Commission.
- p. "Shall" is mandatory, and "may" is permissive.

November 22, 2016

Yuba County Board Of Supervisors
Marysville, Calif

RE: Yuba County Fish and Wildlife Commission

Dear Sirs:

A group of concerned citizens of Yuba County wish to establish a new Yuba County Fish and Wildlife Commission.

For twenty-four years the Yuba County Board of Supervisors, the citizens of Yuba County and other nearby counties have benefited from the Yuba County Board of Supervisors Advisory Commission on fish and game.

Your Fish and Game Commission has been exemplary in providing guidance and advise to the Board in areas such as:

- . Research and assistance to curtail the Marvin Kratter diversion of water from the Yuba River Gold Fields.
- . Research and assistance to open "Hammonton/Smartville Road".
- . Salmon preservation on the Lower Yuba River.
- . Request by the Burea of Land Management (BLM) to oversee the Yuba Goldfield Project; ie. Operating Engineers proposed Heavy Equipment School.
- . Yuba County Fish and Game Commission assuming the responsibilities of the Spenceville Rifle Range. Insurance and assistance provided by Tim Caldwell Mgr.

- . The Closure of Silver Creek to all fishing.
- . Install an Archimedes type screw generator on the Yuba River at Daquerre Point Dam. Defeated

Of the many projects and events that the Yuba County Fish and Game Commission has conducted in your name--some have stood out as fine examples of county government responding to the needs of their citizens.

- . Twenty-four years funding and conducting the Junior, Womens, Mobility Impaired pheasant hunts at Nelson Slough. Serving over 300 hunters.
- . Youth fishing derby at Ellis Lake. Funding and helping 800 local kids on their first fishing adventure.
- . Joint Yuba-Sutter Fair booth. Providing information to both Yuba and Sutter citizens of the commissions purpose and goals.
- . Assisting the California Dept. of Fish and Wildlife in cleaning up the Spenceville Rifle Range and various other Wildlife Areas in Yuba and Sutter Counties.

With the demise of the past Yuba County Fish and Game Commission several events have suffered. The Junior Pheasant hunt suffered because of the withdrawal of your commissions funding and participation. The Junior Hunt was reduced from serving over 300 hunters to serving less than 120 hunters.

It is unfortunate that your previous Fish and Game Commission lost interest in serving the Yuba County Board of Supervisors and the citizens of Yuba County.

Lets move forward with a new commission:

Yuba County Fish and Wildlife Commission

And continue the good work that your Fish and Game Commission had accomplished in the past.

Signed: *Edward Bauer*

Dale R Whitmore

Sacramento Area
Council of
Governments

1415 L Street,
Suite 300
Sacramento, CA
95814

tel: 916.321.9000
fax: 916.321.9551
tdd: 916.321.9550
www.sacog.org

5457216
RECEIVED (545-1216) Lette... - 1 of 2

NOV 29 2016

Clerk/Board of Supervisors

COPY OF REFERENCED
DOCUMENT ON FILE WITH
CLERK OF THE BOARD

November 18, 2016

Donna Stottlemeyer
Yuba County
915 8th Street, Suite 107
Marysville, CA 95901

Dear Interested Party:

Enclosed is a copy of the 2016 Metropolitan Transportation Plan/Sustainable Communities Strategy for your records. This plan was adopted by the Sacramento Area Council of Governments in February. If you have any questions please contact Sabrina Bradbury at sbradbury@sacog.org or 916-340-6211.

Sincerely,



Sabrina Bradbury
Public Information Coordinator

SB:pm

Enclosure: 2016 Metropolitan Transportation Plan/Sustainable Communities Strategy

Auburn
Citrus Heights
Colfax
Davis
El Dorado County
Elk Grove
Folsom
Galt
Isleton
Live Oak
Lincoln
Loomis
Marysville
Placer County
Placerville
Rancho Cordova
Rocklin
Roseville
Sacramento
Sacramento County
Sutter County
West Sacramento
Wheatland
Winters
Woodland
Yolo County
Yuba City
Yuba County

THIS PAGE INTENTIONALLY LEFT BLANK

The County of Yuba

Yuba County Library

Phone: (530) 749-7380
Fax: (530) 741-3098
303 Second Street
Marysville, California 95901




(546-1216) Consi... - 1 of 6

546-1216

Email: library@co.yuba.ca.us
Website: <http://library.yuba.org>

TO: Human Services Committee

FROM: Kevin Mallen – CDSA Director
Sandeep Sidhu, Library ASO 

SUBJECT: Donations in Lieu of Fines Program for the Library

DATE: December 13, 2016

Recommendation:

The Board of Supervisors adopt the resolution establishing a Donations In Lieu of Fines Program for the Library.

Background/ Discussion:

When a patron checks out library material and returns the item late, they accrue an overdue fine. Most patrons pay the overdue fines, however there are those who are unable to do so due to their financial limitations. Although it is not recommended to waive overdue fines; staff is proposing a program that will create an alternative to cash payment of fines and also encourage donations to those in need.

The proposal is to offer a month long program, three times a year, where overdue fines will be waived in exchange for various items. Donations will be applied to overdue fines only and cannot be accepted as payment for lost or damaged items.

- Food for Fines – for each item donated, the library will waive \$1 in overdue fines.
- School Supplies for Fines – for each school supply donated, the library will waive \$1 in overdue fines.
- Coats for Fines – for each coat donated, the library will waive \$5 in overdue fines.

The programs will allow patrons an additional way to settle overdue fines that they may not otherwise be able to afford while also contributing to our community. All of the donations will be turned over the Yuba County HHSD, who will work with local non-profit agencies that work to collect and distribute donated items to those in need in the community.

Staff would like begin the program in 2017 in the months of February (Food for Fines), June (School Supplies for Fines) and October (Coats for Fines), then on an annual basis.

Fiscal Impact:

None to possibly minimal. Total annual overdue fines collected account for approximately 3% of the Library's annual revenue.

BEFORE THE BOARD OF SUPERVISORS

OF THE COUNTY OF YUBA

**A RESOLUTION OF THE BOARD OF SUPERVISORS
ESTABLISHING A DONATIONS IN LIEU OF FINES
PROGRAM AT THE YUBA COUNTY LIBRARY**

) **RESOLUTION NO. _____**
)
)

WHEREAS, when a patron checks out library material and returns the item late, they accrue an overdue fine which most patrons pay as required;

WHEREAS, there some patrons who are unable to pay the fine, due to their financial limitations;

WHEREAS, Library staff does not recommend that the Board authorize the waiver of overdue fines without some alternative method of payment;

WHEREAS, Library staff is proposing the establishment of a program that will provide an alternative to cash payment of fines and also encourage donations to those in need in Yuba County; and

WHEREAS, the establishment of a Donations In Lieu of Fines Program would provide a month long opportunity, three times a year, whereby overdue fines will be waived in exchange for various donated items.

NOW, THEREFORE, BE IT RESOLVED that the Yuba County Board of Supervisors hereby finds based on the foregoing that a **Donations In Lieu of Fines Program** serves a public purpose in that it will allow patrons an additional way to settle overdue fines that they may not otherwise be able to afford while also contributing to the Yuba County Community; in that all of the donations will be turned over the Yuba County Health & Human Services Department, who will work with local non-profit agencies that work to collect and distribute donated items to those in need in the community.

BE IT RESOLVED that the Yuba County Board of Supervisors pursuant to the foregoing finding does hereby establish the **Donations In Lieu of Fines Program** at the Yuba County Library as follows:

1. A month long opportunity, three times a year, wherein overdue fines will be waived up to a maximum of Fifty Dollars (\$50) in exchange for various donations.
2. Donations will be applied to overdue fines only and shall not be accepted as payment for lost or damaged Library items.
3. The three, one month opportunities will be the month of February, June and October.
4. The Donations for Fines for February, June and October respectively are
 - Food – for each item donated, the library is authorized to waive \$1 in overdue fines.
 - School Supplies – for each school supply donated, the library is authorized to waive \$1 in overdue fines.
 - Coats for Fines – for each coat donated, the library is authorized to waive \$5 in overdue fines.

BE IT FURTHER RESOLVED that the Yuba County Board of Supervisors hereby establishes that **Donations from Fine Angels** who do not have any overdue fines but who want to help the needy of our community shall be accepted as a donations to the **Donations In Lieu of Fines Program** at the Yuba County Library – for each donation that is received and **not** exchanged for a fine the library is authorized in accordance with the respective month and donation to issue a receipt to the donor.

///
///
///
///
///
///
///

BE IT FURTHER RESOLVED that the Yuba County Board of Supervisors hereby establishes beginning in 2017 that the **Donations In Lieu of Fines Program** at the Yuba County Library in the months of February, June and October respectively for Food for Fines; School Supplies for Fines; and Coats for Fines is to be conducted on an annual basis in accordance with the hereby approved Procedures and Guidelines for the Donations for Fines Program which is attached hereto marked as **ATTACHMENT "A"** and by this reference incorporated herein as though set-forth in full.

PASSED AND ADOPTED at a regular meeting of the Board of Supervisors of the County of Yuba, State of California on the _____ day of _____, 2016, by the following vote:

AYES:

NOES:


ABSENT:

ABSTAIN:

Chairman

ATTEST: DONNA STOTTLEMEYER
CLERK OF THE BOARD OF SUPERVISORS

ANGIL P. MORRIS-JONES
YUBA COUNTY COUNSEL
APPROVED AS TO FORM:



ATTACHMENT "A"

THE YUBA COUNTY LIBRARY DONATIONS FOR FINES PROGRAM PROCEDURE AND GUIDELINES

The Yuba County Library Donations in Lieu of Fines Program allows patrons to donate items to waive overdue fines.

As established by the Yuba County Board of Supervisors the program demonstrates the County Library's commitment to assist patrons with financial limitations while simultaneously providing aid to the needy of our community by reaching out and providing assistance to Yuba County residents and giving everyone the opportunity to participate in a Program of helping others.

For one month, three times a year, patrons will have additional ways to settle overdue fines that they may not otherwise be able to afford. Besides contributing to feeding their community, the program will help provide patrons access to library services who may at the moment feel like they can't because of their fines.

Overdue fines will be waived in exchange for the following items:

- February – Food for Fines - for each non-perishable food item donated, the library will waive \$1 in overdue fines.
- June – School Supplies for Fines - for each school supply donated (notepads, pencils, crayons), the library will waive \$1 in overdue fines.
- October – Coats for Fines – for each coat donated (children, adult, new or gently used), the library will waive \$5 in overdue fines.

Donations will be applied to existing fines on the account. Donations cannot be applied to fees, such as Library card replacement and lost or damaged library items. No refunds, change or credits will be given.

The Library will have a collection barrel set up at the circulation desk. Patrons are encouraged to donate as many food and non-food items as they want, however Fifty Dollars (\$50) is the maximum overdue fine that will be waived per account.

Patrons that do not have any overdue fines can be a Fine Angel. You may request your donations be applied to a friend's overdue fines or fellow library patron. Items donated by Fine Angels and not used for overdue fines will receive a donation receipt for tax deductible purposes.

THIS PAGE INTENTIONALLY LEFT BLANK

The County of Yuba

(547-1216) Consi... - 1 of 4

547-1216

HEALTH & HUMAN SERVICES DEPARTMENT



Jennifer Vasquez, Director

5730 Packard Ave., Suite 100, P.O. Box 2320, Marysville, California 95901
Phone: (530) 749-6311 FAX: (530) 749-6281



Nichole Quick, MD, MPH
Health Officer
Phone: (530) 749-6366

TO: Human Services Committee
Yuba County

FROM: Jennifer Vasquez, Director 
Chaya Galicia, Project Manager 
Health & Human Services Department

DATE: December 13, 2016

SUBJECT: Resolution of the Board Authorizing the Acceptance of the Yuba County Community Services Commission, Community Services Block Grant Discretionary Targeted Initiative Grant, in Support of the 14Forward Project

RECOMMENDATION: It is recommended that the Board of Supervisors authorize the Director of the Health and Human Services Department, subject to approval of County Counsel, to accept and execute the Yuba County Community Services Commission (YCCSC) contract #2016-YCCSC-TI-1 and any amendments or other pertinent documents related thereto with YCCSC, to sign subsequent required fiscal and programmatic reports, and to perform any and all responsibilities in relation to the administration of such grant.

BACKGROUND: YCCSC was awarded Discretionary Targeted Initiative grant funds on September 16, 2016, that must be deployed by May 31, 2017. In September 2016, YCCSC approved the award of \$7,539 to 14Forward to further their efforts to combat homelessness in the community. The allocation to the 14Forward Temporary Shelter Project meets the mission of YCCSC and the funding requirements of the Targeted Initiative grant.

DISCUSSION: YCCSC requires a Resolution of the Board of Supervisors authorizing the execution of Contract No. 2016-YCCSC-TI-1.

FISCAL IMPACT: Approval of this Resolution will not impact the County General Fund.

COPY

**BEFORE THE BOARD OF SUPERVISORS
OF THE COUNTY OF YUBA**

**A RESOLUTION AUTHORIZING THE)
ACCEPTANCE OF THE YUBA COUNTY)
COMMUNITY SERVICES COMMISSION)
GRANT IN THE AMOUNT OF \$7,539 IN)
SUPPORT OF THE 14FORWARD) RESOLUTION NO. _____
PROJECT AND AUTHORIZING THE)
DIRECTOR OF THE HEALTH & HUMAN)
SERVICES DEPARTMENT TO EXECUTE)
RELATED DOCUMENTS)**

WHEREAS, the Yuba County Community Services Commission (YCCSC) has made available Community Services Block Grant (CSBG) Discretionary Targeted Initiative grant funds for 2016; and

WHEREAS, YCCSC has offered Contract No. 2016-YCCSC-TI-1 in the amount of \$7,539 to the County of Yuba in support of the 14Forward Temporary Housing Program; and

WHEREAS, should the County of Yuba accept a contract from YCCSC, the County certifies that all uses of funds will be in compliance with the California State Department of Community Services and Development regulations, guidelines and contract provisions.

NOW, THEREFORE, BE IT RESOLVED, that the Yuba County Board of Supervisors hereby authorizes the Director of the Health and Human Services Department, subject to approval of County Counsel, to accept and execute YCCSC contract #2016-YCCSC-TI-1 and any amendments or other pertinent documents related thereto with YCCSC, to sign subsequent required fiscal and programmatic reports, and to perform any and all responsibilities in relation to the administration of such grant.

BE IT FURTHER RESOLVED, that the Yuba County Board of Supervisors hereby authorizes the Chair of the Board of Supervisors to execute this Resolution approving the Director of the Health and Human Services Department to accept, transfer and allocate the YCCSC grant funds.

PASSED AND ADOPTED at a regular meeting of the Board of Supervisors of the County of Yuba, State of California, on the ____ day of _____ 201__, by the following vote:

AYES:

NOES:

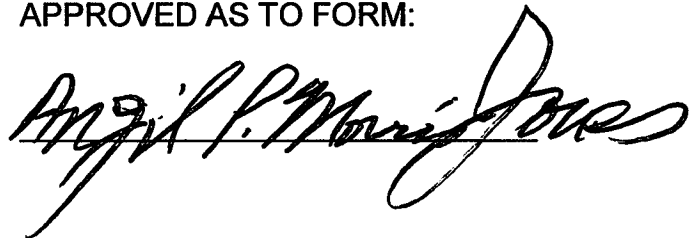
ABSENT:

ABSTAIN:

Chair

ATTEST: DONNA STOTTLEMEYER
CLERK OF THE BOARD OF SUPERVISORS

ANGIL P. MORRIS-JONES
YUBA COUNTY COUNSEL
APPROVED AS TO FORM:



THIS PAGE INTENTIONALLY LEFT BLANK